

Model Name: KAT00 DIS

PCB NO: LA-5151P

PCB P/N: DA80000E400

BOM P/N: 43169531L01 (M92)

43169531L02 (M96)

Compal Confidential

Schematic Document

POITIER Montevina M96/M92

2009 / 06 / 12 Rev:1.0 (A00)

@ : Nopop component

92@ : Use ATI M92 Graphic solution

96@ : Use ATI M96 Graphic solution

DELL CONFIDENTIAL/PROPRIETARY

Compal Electronics, Inc.

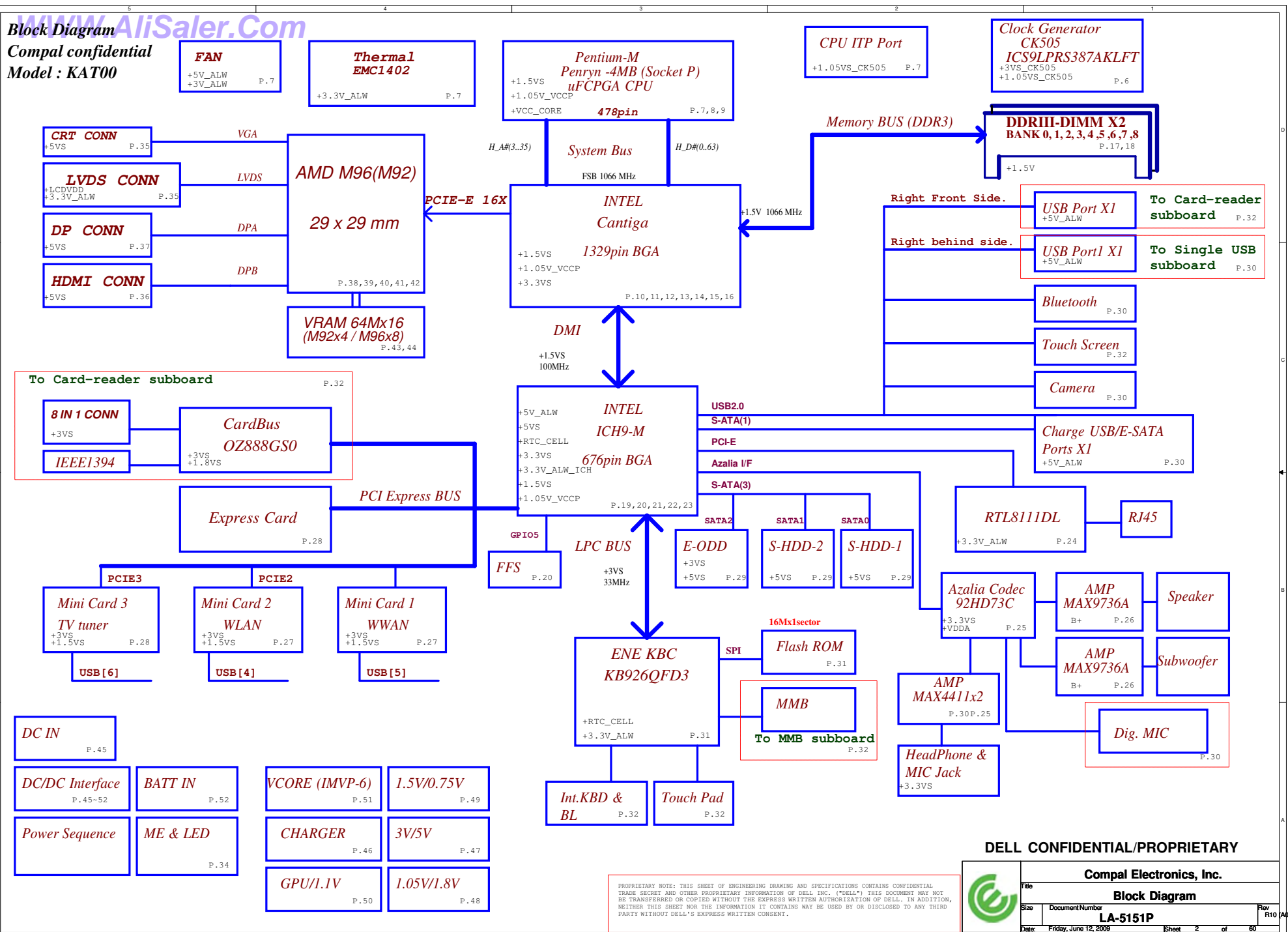
Cover Sheet

LA-5151P

Date: Friday, June 12, 2009 Sheet 1 of 60 Rev R10 (A00)

PROPRIETARY NOTE: THIS SHEET OF ENGINEERING DRAWING AND SPECIFICATIONS CONTAINS CONFIDENTIAL TRADE SECRET AND OTHER PROPRIETARY INFORMATION OF DELL INC. ("DELL"). THIS DOCUMENT MAY NOT BE TRANSFERRED OR COPIED WITHOUT THE EXPRESS WRITTEN AUTHORIZATION OF DELL. IN ADDITION, NEITHER THIS SHEET NOR THE INFORMATION IT CONTAINS MAY BE USED BY OR DISCLOSED TO ANY THIRD PARTY WITHOUT DELL'S EXPRESS WRITTEN CONSENT.

Block Diagram
Compal confidential
Model : KAT00



DELL CONFIDENTIAL/PROPRIETARY

Compal Electronics, Inc.			
Block Diagram			
LA-5151P			
Date: Friday, June 12, 2009	Sheet: 2	of: 60	Rev: R10 (A00)

Voltage Rails O MEANS ON X MEANS OFF

power plane State	+B	+5VALW +3VALW	+1.5V	+5VS +3VS +1.8VS +1.5VS +1.1VS +VCCP +0.75VS +CPU_CORE
S0	O	O	O	O
S1	O	O	O	O
S3	O	O	O	X
S5 S4/AC	O	O	X	X
S5 S4/ Battery only	O	X	X	X
S5 S4/AC & Battery don't exist	X	X	X	X

Symbol Note :

 : means Digital Ground

 : means Analog Ground

@ : means just reserve , no build

DEBUG@ : means just reserve for debug.

USB Port	Device
0	USB&ESATA
1	Reader/BD
2	USB board
3	NC
4	WLAN
5	WWAN
6	WPAN
7	Express
8	NC
9	Touch screen
10	Bluetooth
11	Camera


SATA Port	Device
0	JSATA1
1	JSATA2
4	JESA1
5	JODD

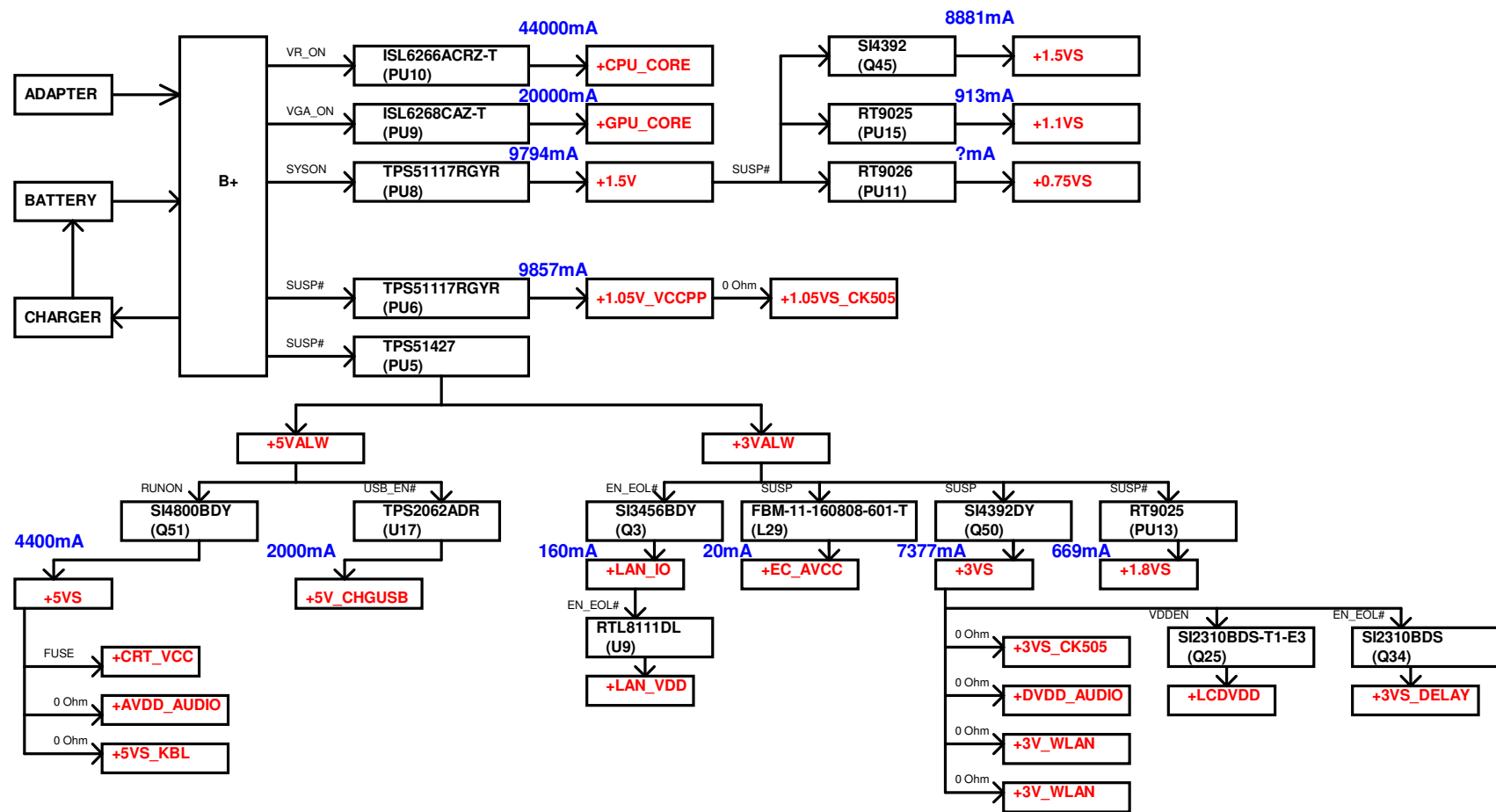
PCIE Port	Device
1	JWWAN1
2	JWLAN1
3	JWPAN1
4	Reader/BD (OZ888)
5	JEXP1
6	RTL8111DL

DELL CONFIDENTIAL/PROPRIETARY

PROPRIETARY NOTE: THIS SHEET OF ENGINEERING DRAWING AND SPECIFICATIONS CONTAINS CONFIDENTIAL TRADE SECRET AND OTHER PROPRIETARY INFORMATION OF DELL INC. ("DELL") THIS DOCUMENT MAY NOT BE TRANSFERRED OR COPIED WITHOUT THE EXPRESS WRITTEN AUTHORIZATION OF DELL. IN ADDITION, NEITHER THIS SHEET NOR THE INFORMATION IT CONTAINS MAY BE USED BY OR DISCLOSED TO ANY THIRD PARTY WITHOUT DELL'S EXPRESS WRITTEN CONSENT.

X

			
Compal Electronics, Inc.			
Note List			
Size	Document Number	Rev	
	LA-5151P	R10 (A00)	
Date:	Friday, June 12, 2009	Sheet	3 of 60



DELL CONFIDENTIAL/PROPRIETARY

PROPRIETARY NOTE: THIS SHEET OF ENGINEERING DRAWING AND SPECIFICATIONS CONTAINS CONFIDENTIAL TRADE SECRET AND OTHER PROPRIETARY INFORMATION OF DELL INC. ("DELL"). THIS DOCUMENT MAY NOT BE TRANSFERRED OR COPIED WITHOUT THE EXPRESS WRITTEN AUTHORIZATION OF DELL. IN ADDITION, NEITHER THIS SHEET NOR THE INFORMATION IT CONTAINS MAY BE USED BY OR DISCLOSED TO ANY THIRD PARTY WITHOUT DELL'S EXPRESS WRITTEN CONSENT.

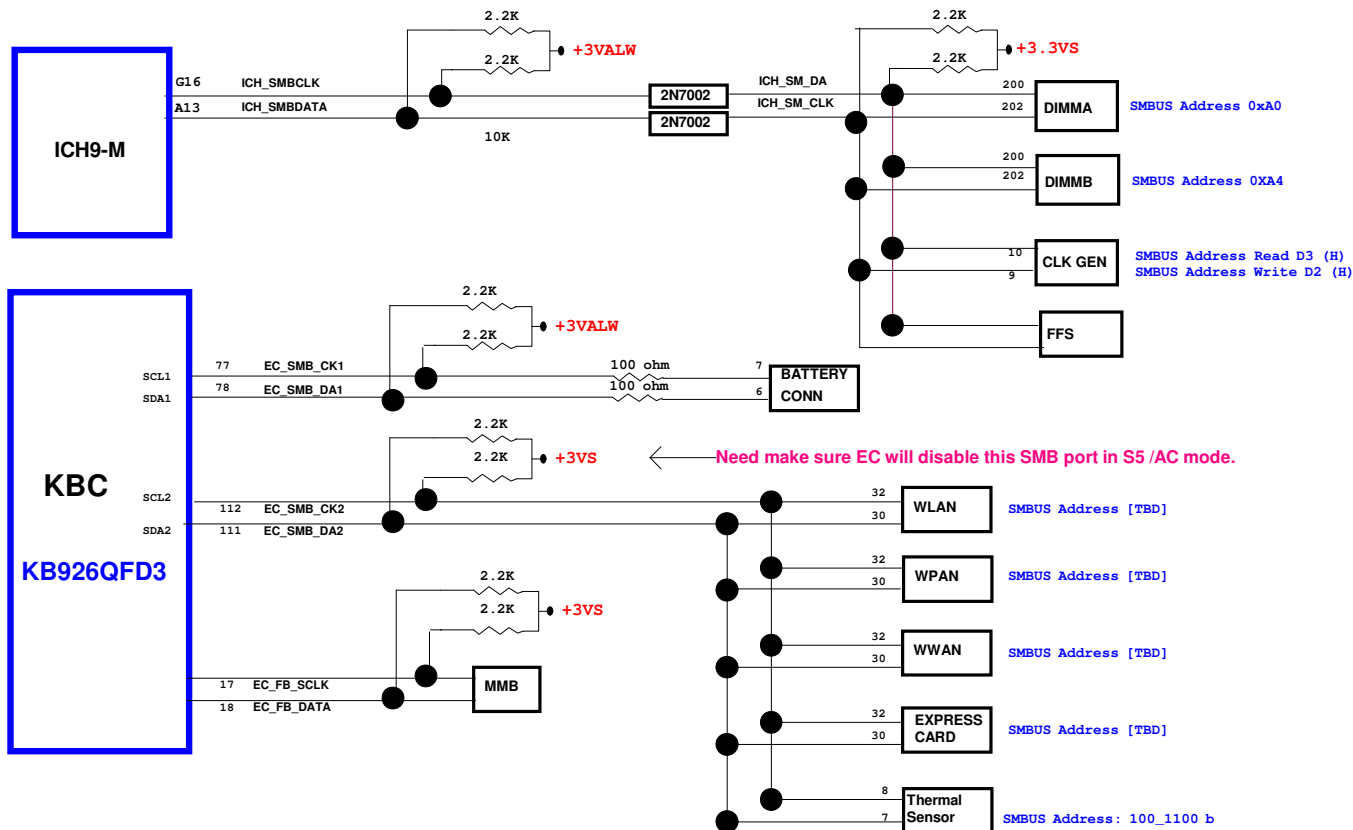


Compal Electronics, Inc.

Power Rail

LA-5151P

File: LA-5151P
Size: 4 of 60
Date: Friday, June 12, 2009
Sheet: 4 of 60
Rev: R10 (A00)



I2C / SMBUS ADDRESSING

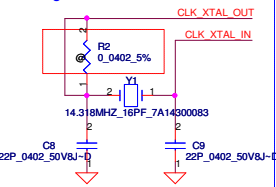
DEVICE	HEX	ADDRESS
DDR SO-DIMM 0	A0	10100000
DDR SO-DIMM 1	A4	10100100
CLOCK GENERATOR (EXT.)	D2	11010010

DELL CONFIDENTIAL/PROPRIETARY

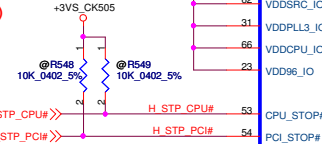
Compal Electronics, Inc.	
Title	SMBUS TOPOLOGY
Size	Document Number LA-5151P
Date	Friday, June 12, 2009
Sheet	5 of 60

PROPRIETARY NOTE: THIS SHEET OF ENGINEERING DRAWING AND SPECIFICATIONS CONTAINS CONFIDENTIAL TRADE SECRET AND OTHER PROPRIETARY INFORMATION OF DELL INC. ("DELL") THIS DOCUMENT MAY NOT BE TRANSFERRED OR COPIED WITHOUT THE EXPRESS WRITTEN AUTHORIZATION OF DELL. IN ADDITION, NEITHER THIS SHEET NOR THE INFORMATION IT CONTAINS MAY BE USED BY OR DISCLOSED TO ANY THIRD PARTY WITHOUT DELL'S EXPRESS WRITTEN CONSENT.

Routing the trace at least 10mil



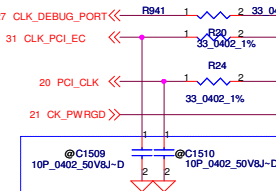
R10 Modify (short directly)



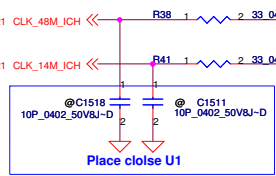
CPU_STP

21 H_STP_CPU#

21 H_STP_PCI#



Place close U1



Place close U1

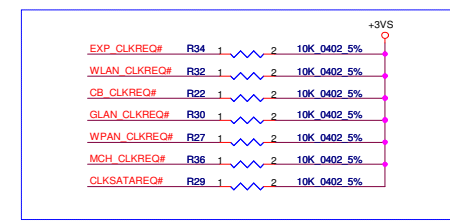
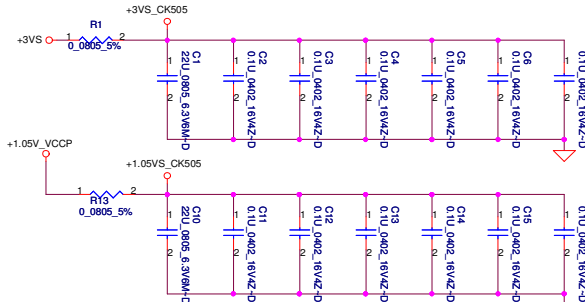
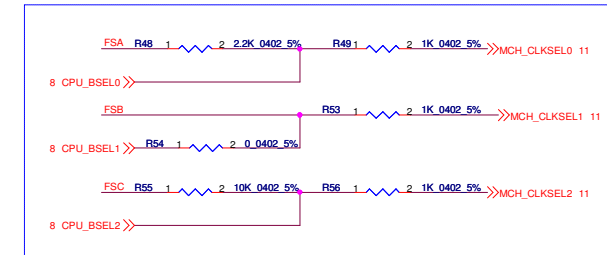
B version P/N :
SA000020H10

FSC CLKSEL2	FSB CLKSEL1	FSA CLKSEL0	CPU MHz	SRC MHz	PCI MHz	REF MHz	DOT_96 MHz	USB MHz
0	0	0	266	100	33.3	14.318	96.0	48.0
0	0	1	133	100	33.3	14.318	96.0	48.0
0	1	0	200	100	33.3	14.318	96.0	48.0
0	1	1	166	100	33.3	14.318	96.0	48.0
1	0	0	333	100	33.3	14.318	96.0	48.0
1	0	1	100	100	33.3	14.318	96.0	48.0
1	1	0	400	100	33.3	14.318	96.0	48.0
1	1	1						
Reserved								

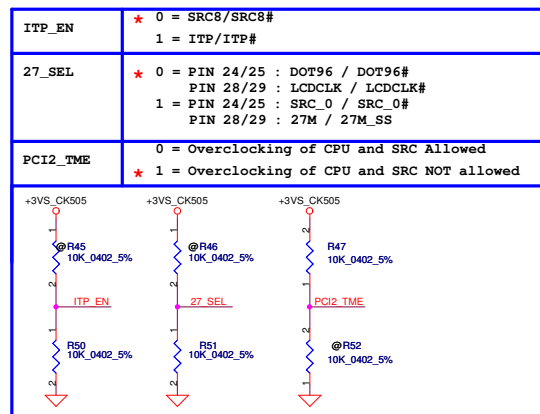
R10 Modify (short directly)



R03 Modify

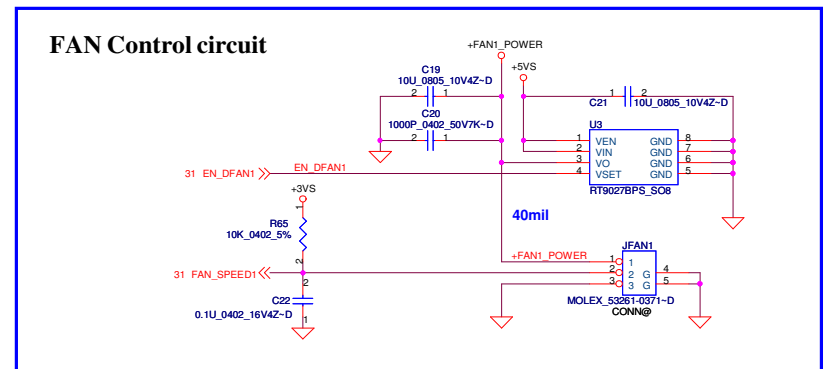
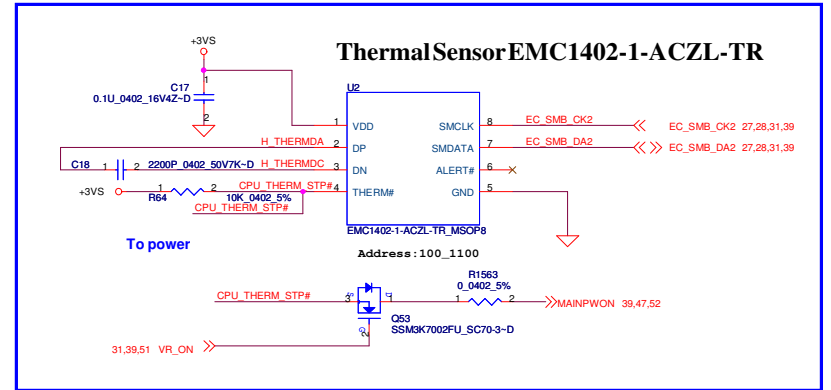
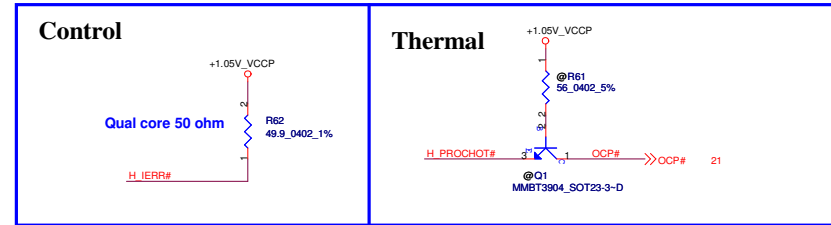
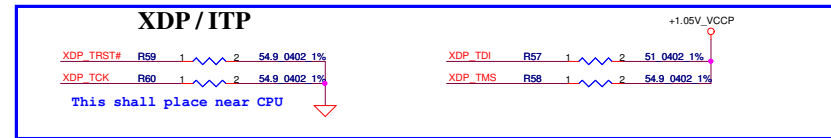
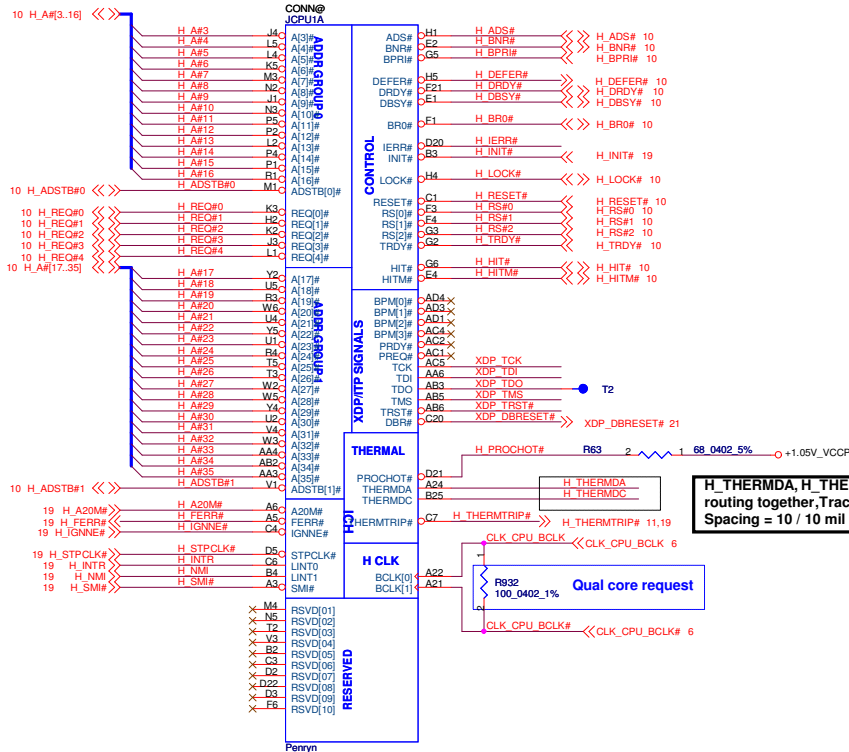


Port	Device	REQ#	REQ#_NAME
SRC0			
SRC2	PCIE_SATA	REQ_A#	CLKSATAREQ#
SRC3	PCIE_EXPR	REQ#3	EXP_CLKREQ#
SRC4	PCIE_WLAN	REQ#4	WLAN_CLKREQ#
SRC6	PCIE_VGA	REQ#6	
SRC7	PCIE_CB	REQ#7	CB_CLKREQ#
SRC8	DMI_ICH		
SRC9	PCIE_GLAN	REQ#9	GLAN_CLKREQ#
SRC10	PCIE_WPAN	REQ#10	WPAN_CLKREQ#
SRC11	MCH_3GPLL	REQ#11	MCH_CLKREQ#



DELL CONFIDENTIAL/PROPRIETARY

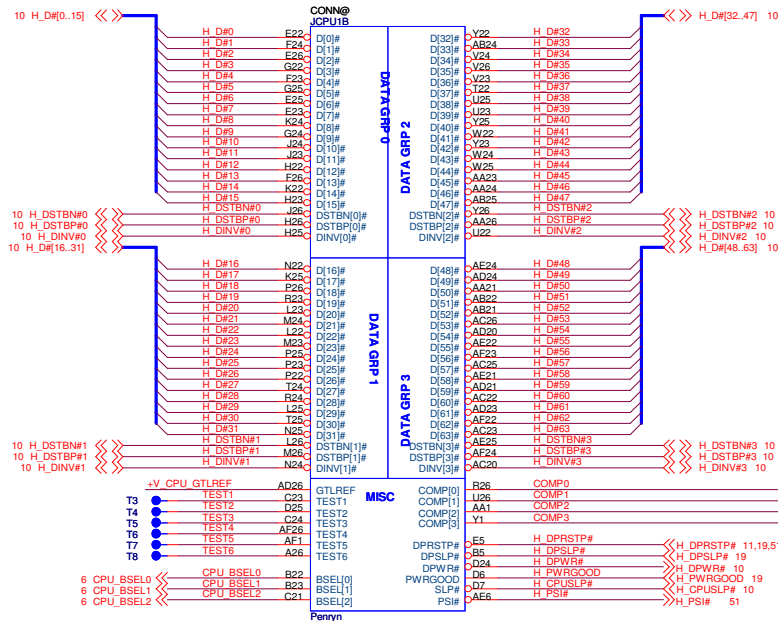
Compal Electronics, Inc.			
Clock Generator CK505			
File	Document Number	Rev	Rev
	LA-5151P		R10 (A00)
Date	Friday, June 12, 2009	Sheet	6 of 60



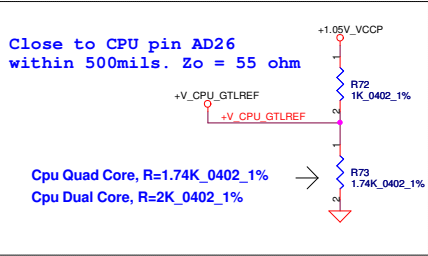
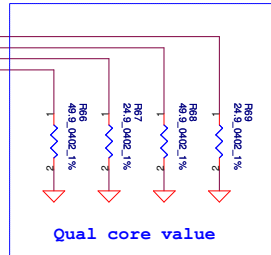
DELL CONFIDENTIAL/PROPRIETARY

Compal Electronics, Inc.	
File	Penryn(1/3)-AGTL+/ITP-XDP
Size	Document Number
Date	LA-5151P
Friday, June 12, 2009	Sheet 7 of 60

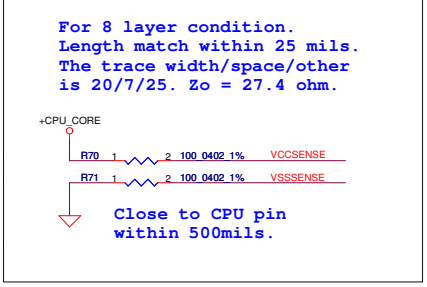
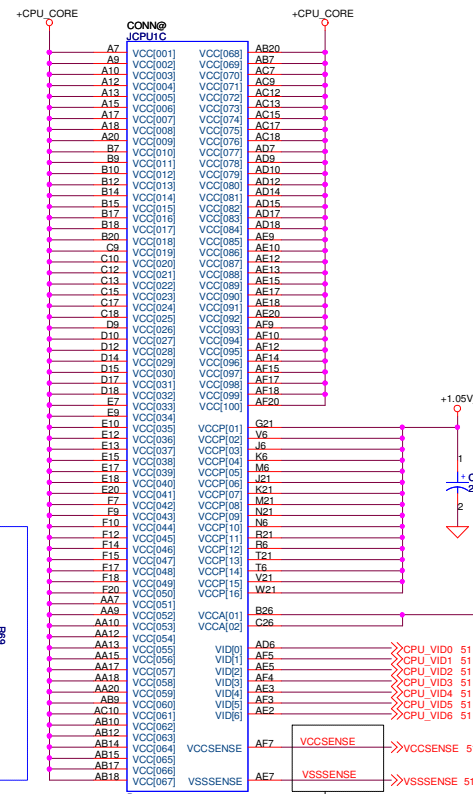
PROPRIETARY NOTE: THIS SHEET OF ENGINEERING DRAWING AND SPECIFICATIONS CONTAINS CONFIDENTIAL TRADE SECRET AND OTHER PROPRIETARY INFORMATION OF DELL INC. ("DELL"). THIS DOCUMENT MAY NOT BE TRANSFERRED OR COPIED WITHOUT THE EXPRESS WRITTEN AUTHORIZATION OF DELL. IN ADDITION, NEITHER THIS SHEET NOR THE INFORMATION IT CONTAINS MAY BE USED BY OR DISCLOSED TO ANY THIRD PARTY WITHOUT DELL'S EXPRESS WRITTEN CONSENT.



layout note: Rout H_DPRSTP# from ICH9 to IMPV6 then to GMCH & CPU
 layout note: Route TEST3 & TEST5 traces on ground referenced layer to the TPs



FSB	BCLK	BSEL2	BSEL1	BSEL0
533	133	0	0	1
667	166	0	1	1
800	200	0	1	0
1067	266	0	0	0



DELL CONFIDENTIAL/PROPRIETARY

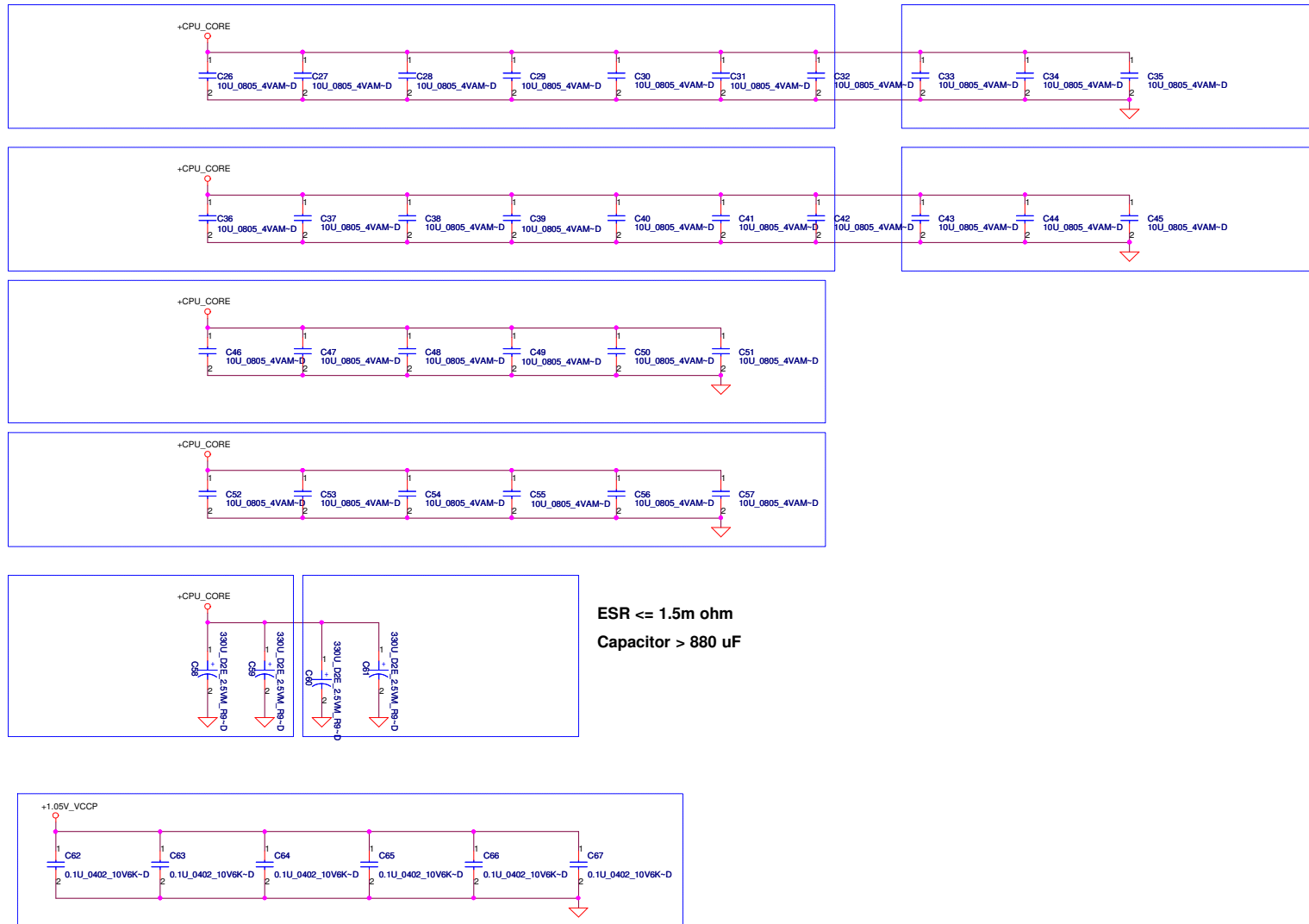
Compal Electronics, Inc.			
Penryn(2/3)-AGTL+/ITP-XDP			
LA-5151P			
Date:	Friday, June 12, 2009	Sheet	8 of 60

PROPRIETARY NOTE: THIS SHEET OF ENGINEERING DRAWING AND SPECIFICATIONS CONTAINS CONFIDENTIAL TRADE SECRET AND OTHER PROPRIETARY INFORMATION OF DELL INC. ("DELL") THIS DOCUMENT MAY NOT BE TRANSFERRED OR COPIED WITHOUT THE EXPRESS WRITTEN AUTHORIZATION OF DELL. IN ADDITION, NEITHER THIS SHEET NOR THE INFORMATION IT CONTAINS MAY BE USED BY OR DISCLOSED TO ANY THIRD PARTY WITHOUT DELL'S EXPRESS WRITTEN CONSENT.

High Frequency Decoupling

10uF 0805 X5R -> 85 degree.

CONN#	CPU D	
A4	VSS001	P6
A8	VSS002	P21
A11	VSS003	P24
A14	VSS004	P5
A16	VSS005	P5
A19	VSS006	P22
A22	VSS007	T1
AF2	VSS008	T1
B6	VSS009	T4
B8	VSS010	T23
B11	VSS011	T26
B13	VSS012	U3
B16	VSS013	U6
B19	VSS014	U24
B21	VSS015	V2
B24	VSS016	V22
C5	VSS017	V25
C8	VSS018	W1
C11	VSS019	W2
C14	VSS020	W23
C16	VSS021	W26
C19	VSS022	Y2
C22	VSS023	Y21
C25	VSS024	Y24
D1	VSS025	AA2
D4	VSS026	AA5
D8	VSS027	AA8
D13	VSS028	AA11
D16	VSS029	AA14
D19	VSS030	AA16
D23	VSS031	AA19
D26	VSS032	AA22
E3	VSS033	AA25
E6	VSS034	AB1
E8	VSS035	AB4
E11	VSS036	AB8
E14	VSS037	AB11
E16	VSS038	AB13
E19	VSS039	AB16
E21	VSS040	AB19
E24	VSS041	AB23
F5	VSS042	AB26
F8	VSS043	AC3
F11	VSS044	AC8
F13	VSS045	AC11
F16	VSS046	AC14
F19	VSS047	AC16
F2	VSS048	AC19
F22	VSS049	AC21
F25	VSS050	AC24
G4	VSS051	AD2
G1	VSS052	AD5
G3	VSS053	AD8
G6	VSS054	AD11
H3	VSS055	AD13
H6	VSS056	AD16
H21	VSS057	AD19
H24	VSS058	AD22
J5	VSS059	AD25
J25	VSS060	AE1
K1	VSS061	AE4
K4	VSS062	AE8
K23	VSS063	AE11
K26	VSS064	AE14
L3	VSS065	AE16
L6	VSS066	AE19
L21	VSS067	AE23
L24	VSS068	AE26
M2	VSS069	A2
M5	VSS070	AF6
M22	VSS071	AF8
M25	VSS072	AF13
N1	VSS073	AF16
N4	VSS074	AF19
N23	VSS075	AF21
N26	VSS076	A25
P3	VSS077	AF25
	VSS078	
	VSS079	
	VSS080	
	VSS081	
	VSS082	
	VSS083	
	VSS084	
	VSS085	
	VSS086	
	VSS087	
	VSS088	
	VSS089	
	VSS090	
	VSS091	
	VSS092	
	VSS093	
	VSS094	
	VSS095	
	VSS096	
	VSS097	
	VSS098	
	VSS099	
	VSS100	



DELL CONFIDENTIAL/PROPRIETARY

Compal Electronics, Inc.

Penryn(3/3)-AGTL+/ITP-XDP

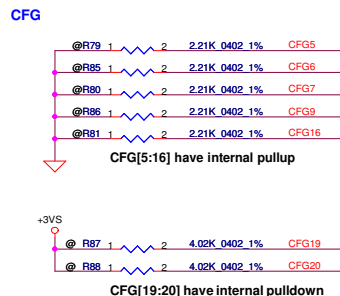
LA-5151P

Friday, June 12, 2009

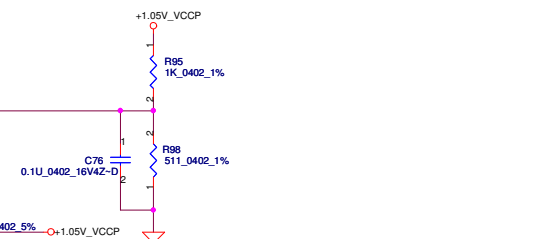
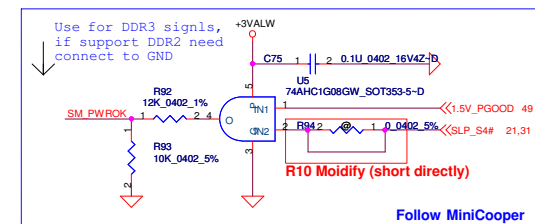
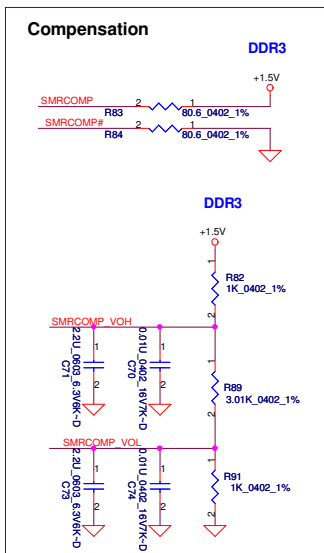
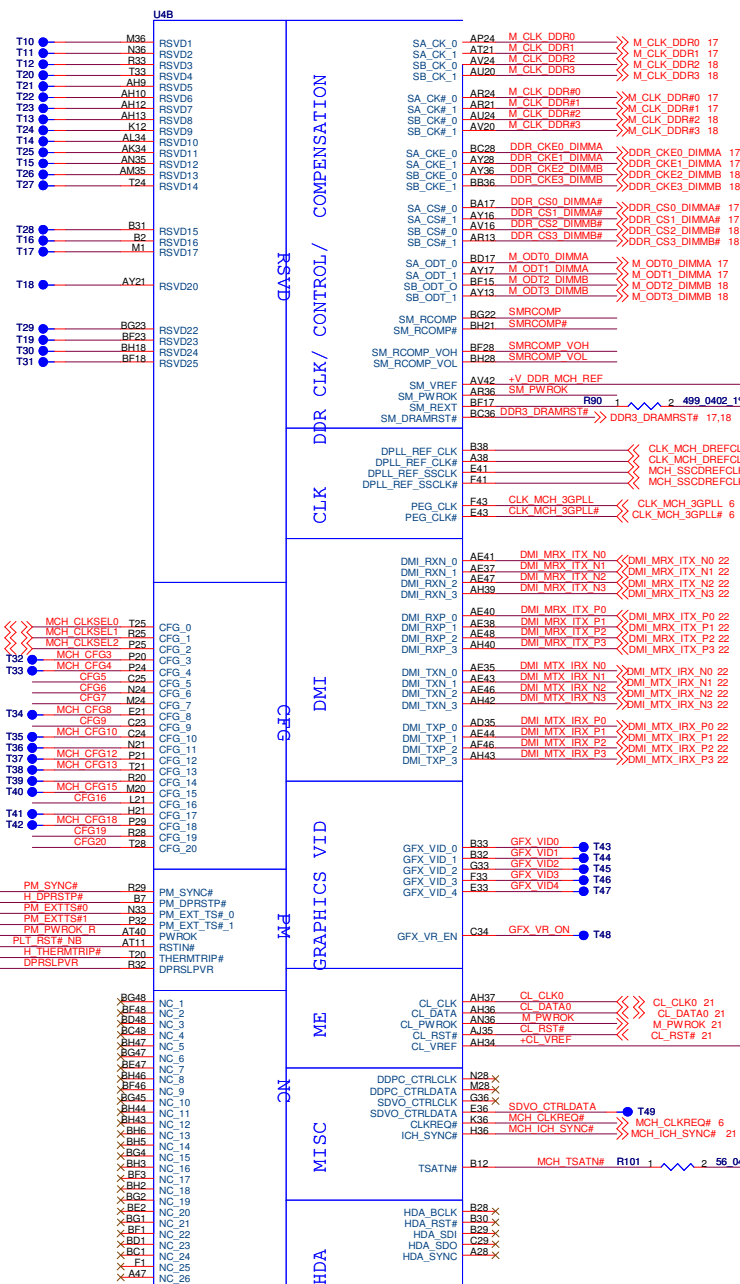
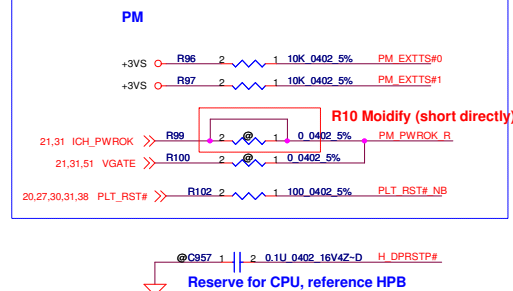
Sheet 9 of 60

PROPRIETARY NOTE: THIS SHEET OF ENGINEERING DRAWING AND SPECIFICATIONS CONTAINS CONFIDENTIAL TRADE SECRET AND OTHER PROPRIETARY INFORMATION OF DELL INC. ("DELL") THIS DOCUMENT MAY NOT BE TRANSFERRED OR COPIED WITHOUT THE EXPRESS WRITTEN AUTHORIZATION OF DELL. IN ADDITION, NEITHER THIS SHEET NOR THE INFORMATION IT CONTAINS MAY BE USED BY OR DISCLOSED TO ANY THIRD PARTY WITHOUT DELL'S EXPRESS WRITTEN CONSENT.





CFG5	DMI X2 Select	Low = DMI x 2 High = DMI x 4 (Default)
CFG6	iTPM Host Interface	Low = iTPM enable High = iTPM disable(Default)
CFG7	Management Engine Crypto Strap	Low = TLS cipher suite with no confidentiality High = TLS cipher suite with confidentiality(Default)
CFG9	PCI Express Graphic Lane	Low = Reverse Lane High = Normal Operation(Default)
CFG16	FSB Dynamic ODT	Low=Dynamic ODT Disable High=Dynamic ODT Enable(default)
CFG19	DMI Lane Reversal	Low=Normal (default) High=Lane Reversed
CFG20	Digital Display Port Concurrent Operation	Low=Only digital display port (SDVO/DP/iHDMI) or PCIe is operational (default) High = Digital display port (SDVO/DP/iHDMI) and PCIe are operating simultaneously via the PEG port
SDVO_CTRL_DATA		Low=No SDVO Device Present (default) High=SDVO Device Present
DDPC_CTRLDATA		Low=DisplayPort disabled (default) High=DisplayPort device present



DELL CONFIDENTIAL/PROPRIETARY

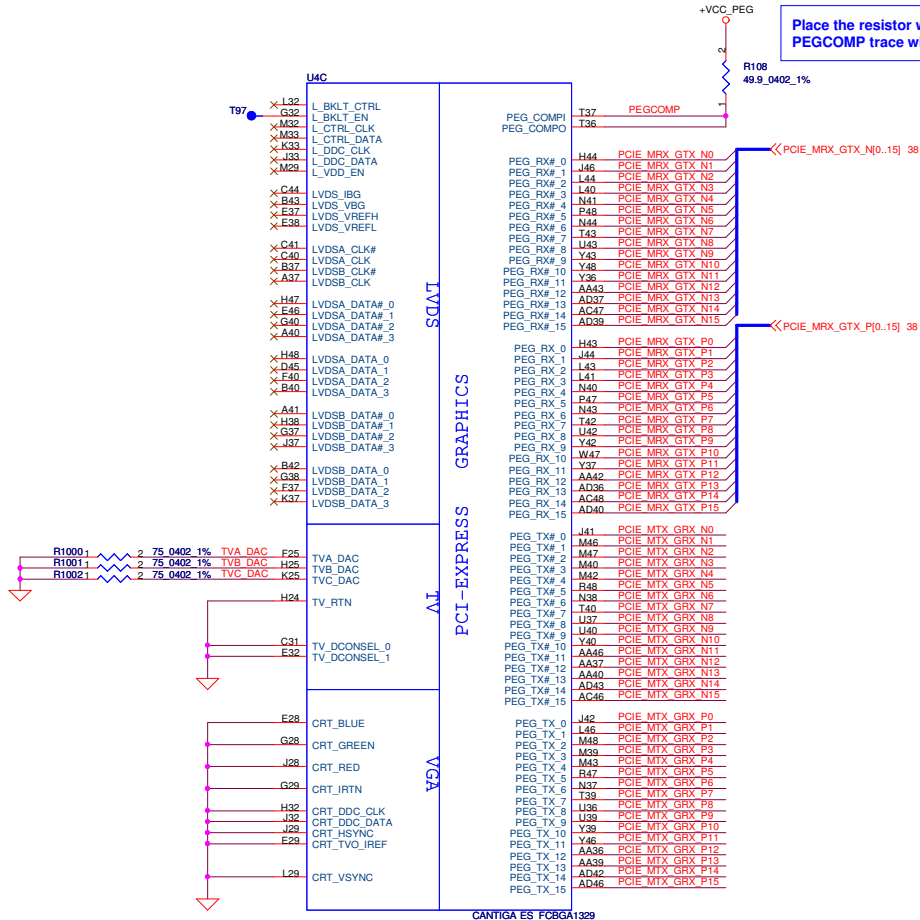
Compal Electronics, Inc.

Cantiga(2 of 7)

Size	Document Number
	LA-5151P

Rev		
R10	A00	

Date: Friday, June 12, 2009 Sheet 11 of 60



PCE-Express Graphics

		PCIE MTX_C_GRX_P[0..15]		>>>PCIE_MTX_C_GRX_P[0..15]		38
		PCIE MTX_C_GRX_N[0..15]		>>>PCIE_MTX_C_GRX_N[0..15]		38
PCIE MTX_GRX_P0	C77	2	1	0.1U 0402 10V7K-D	PCIE MTX_C_GRX_P0	
PCIE MTX_GRX_N0	C78	2	1	0.1U 0402 10V7K-D	PCIE MTX_C_GRX_N0	
PCIE MTX_GRX_P1	C79	2	1	0.1U 0402 10V7K-D	PCIE MTX_C_GRX_P1	
PCIE MTX_GRX_N1	C80	2	1	0.1U 0402 10V7K-D	PCIE MTX_C_GRX_N1	
PCIE MTX_GRX_P2	C81	2	1	0.1U 0402 10V7K-D	PCIE MTX_C_GRX_P2	
PCIE MTX_GRX_N2	C82	2	1	0.1U 0402 10V7K-D	PCIE MTX_C_GRX_N2	
PCIE MTX_GRX_P3	C83	2	1	0.1U 0402 10V7K-D	PCIE MTX_C_GRX_P3	
PCIE MTX_GRX_N3	C84	2	1	0.1U 0402 10V7K-D	PCIE MTX_C_GRX_N3	
PCIE MTX_GRX_P4	C85	2	1	0.1U 0402 10V7K-D	PCIE MTX_C_GRX_P4	
PCIE MTX_GRX_N4	C86	2	1	0.1U 0402 10V7K-D	PCIE MTX_C_GRX_N4	
PCIE MTX_GRX_P5	C87	2	1	0.1U 0402 10V7K-D	PCIE MTX_C_GRX_P5	
PCIE MTX_GRX_N5	C88	2	1	0.1U 0402 10V7K-D	PCIE MTX_C_GRX_N5	
PCIE MTX_GRX_P6	C89	2	1	0.1U 0402 10V7K-D	PCIE MTX_C_GRX_P6	
PCIE MTX_GRX_N6	C90	2	1	0.1U 0402 10V7K-D	PCIE MTX_C_GRX_N6	
PCIE MTX_GRX_P7	C91	2	1	0.1U 0402 10V7K-D	PCIE MTX_C_GRX_P7	
PCIE MTX_GRX_N7	C92	2	1	0.1U 0402 10V7K-D	PCIE MTX_C_GRX_N7	
PCIE MTX_GRX_P8	C93	1	2	0.1U 0402 10V7K-D	PCIE MTX_C_GRX_P8	
PCIE MTX_GRX_N8	C94	1	2	0.1U 0402 10V7K-D	PCIE MTX_C_GRX_N8	
PCIE MTX_GRX_P9	C95	1	2	0.1U 0402 10V7K-D	PCIE MTX_C_GRX_P9	
PCIE MTX_GRX_N9	C96	1	2	0.1U 0402 10V7K-D	PCIE MTX_C_GRX_N9	
PCIE MTX_GRX_P10	C97	1	2	0.1U 0402 10V7K-D	PCIE MTX_C_GRX_P10	
PCIE MTX_GRX_N10	C98	1	2	0.1U 0402 10V7K-D	PCIE MTX_C_GRX_N10	
PCIE MTX_GRX_P11	C99	1	2	0.1U 0402 10V7K-D	PCIE MTX_C_GRX_P11	
PCIE MTX_GRX_N11	C100	1	2	0.1U 0402 10V7K-D	PCIE MTX_C_GRX_N11	
PCIE MTX_GRX_P12	C101	1	2	0.1U 0402 10V7K-D	PCIE MTX_C_GRX_P12	
PCIE MTX_GRX_N12	C102	1	2	0.1U 0402 10V7K-D	PCIE MTX_C_GRX_N12	
PCIE MTX_GRX_P13	C103	1	2	0.1U 0402 10V7K-D	PCIE MTX_C_GRX_P13	
PCIE MTX_GRX_N13	C104	1	2	0.1U 0402 10V7K-D	PCIE MTX_C_GRX_N13	
PCIE MTX_GRX_P14	C105	1	2	0.1U 0402 10V7K-D	PCIE MTX_C_GRX_P14	
PCIE MTX_GRX_N14	C106	1	2	0.1U 0402 10V7K-D	PCIE MTX_C_GRX_N14	
PCIE MTX_GRX_P15	C107	1	2	0.1U 0402 10V7K-D	PCIE MTX_C_GRX_P15	
PCIE MTX_GRX_N15	C108	1	2	0.1U 0402 10V7K-D	PCIE MTX_C_GRX_N15	

DELL CONFIDENTIAL/PROPRIETARY

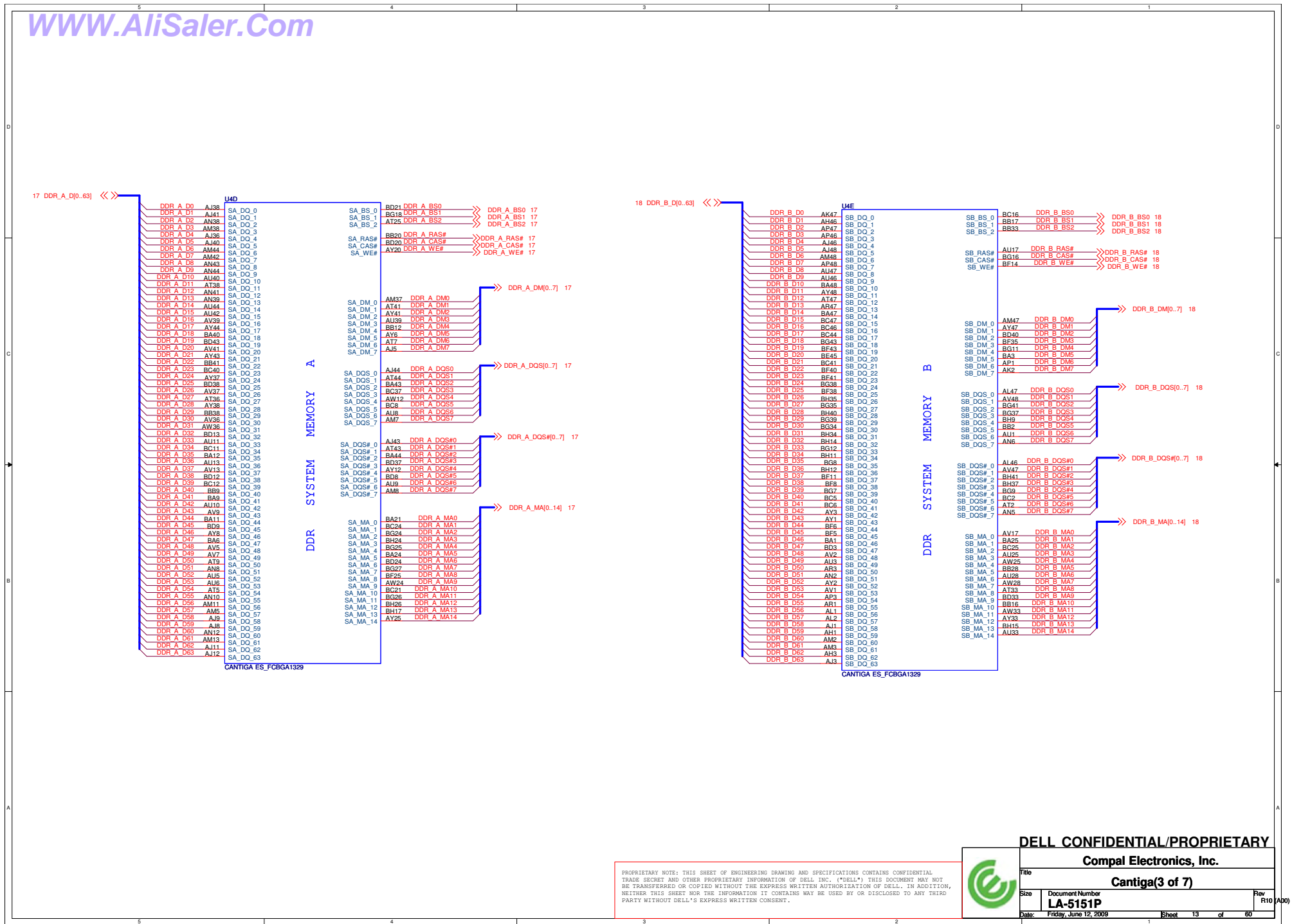
Compal Electronics, Inc.

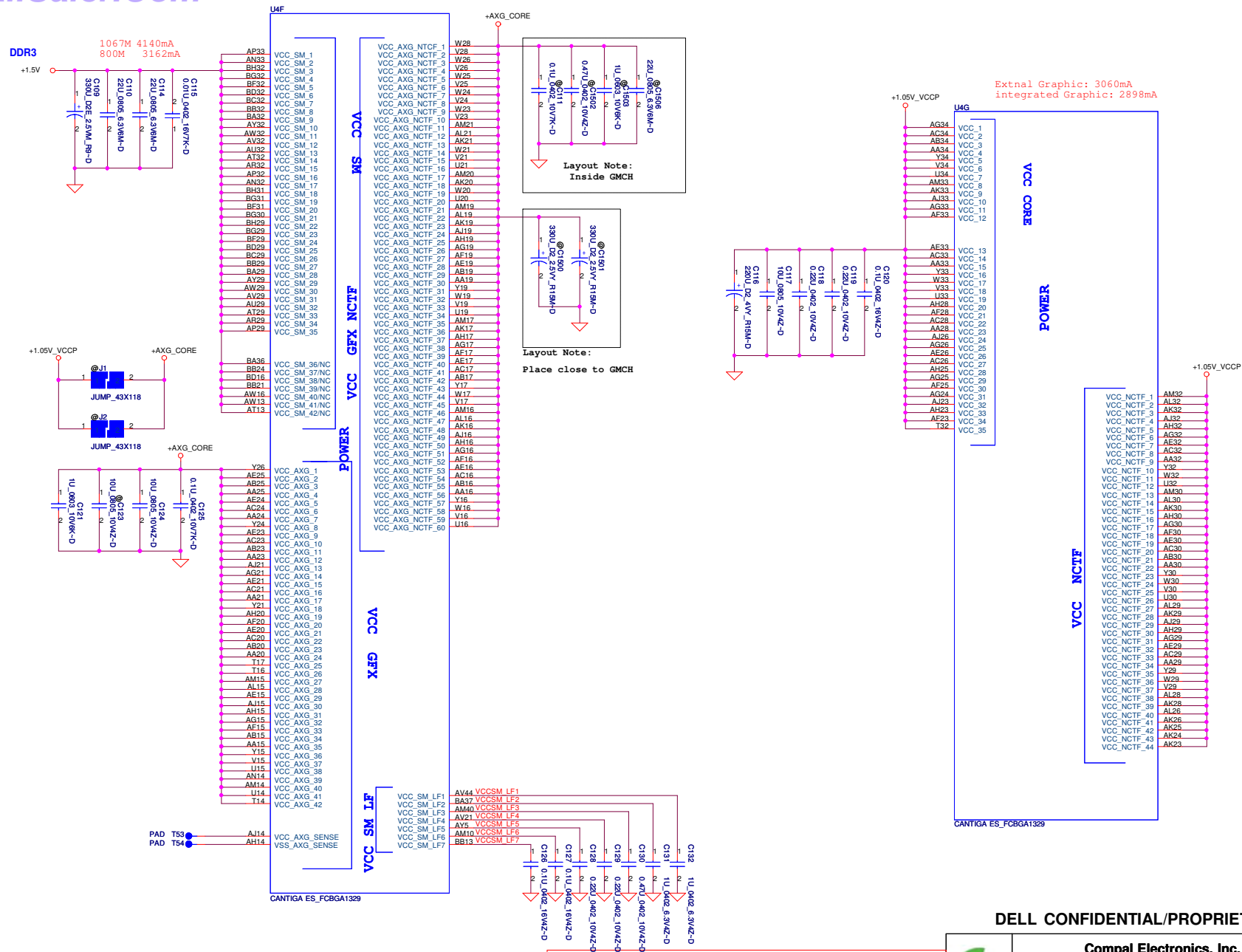
Cantiga(4 of 7)



PROPRIETARY NOTE: THIS SHEET OF ENGINEERING DRAWING AND SPECIFICATIONS CONTAINS CONFIDENTIAL TRADE SECRET AND OTHER PROPRIETARY INFORMATION OF DELL INC. ("DELL") THIS DOCUMENT MAY NOT BE TRANSFERRED OR COPIED WITHOUT THE EXPRESS WRITTEN AUTHORIZATION OF DELL. IN ADDITION, NEITHER THIS SHEET NOR THE INFORMATION IT CONTAINS MAY BE USED BY OR DISCLOSED TO ANY THIRD PARTY WITHOUT DELL'S EXPRESS WRITTEN CONSENT.

File	Document Number	Rev
LA-5151P		R10 (A00)
Date: Friday, June 12, 2009	Sheet	12 of 60





DELL CONFIDENTIAL/PROPRIETARY

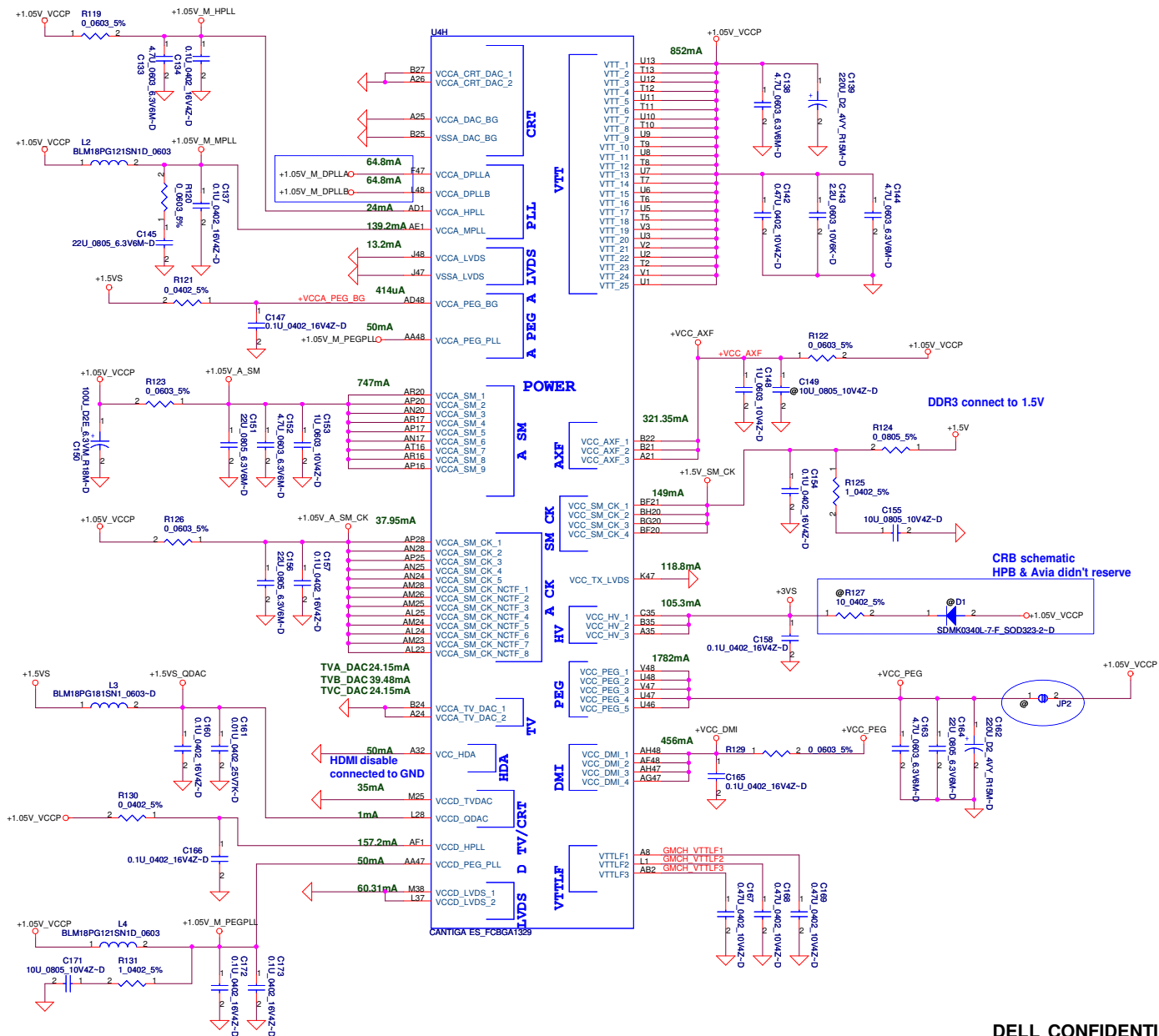
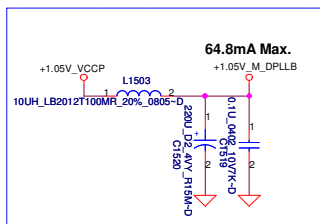


Compal Electronics, Inc.

Cantiga(6 of 7)


Size	Document Number LA-5151P	Rev R10
Date:	Friday, June 12, 2009	Sheet 14 of 60

PROPRIETARY NOTE: THIS SHEET OF ENGINEERING DRAWING AND SPECIFICATIONS CONTAINS CONFIDENTIAL TRADE SECRET AND OTHER PROPRIETARY INFORMATION OF DELL INC. ("DELL") THIS DOCUMENT MAY NOT BE TRANSFERRED OR COPIED WITHOUT THE EXPRESS WRITTEN AUTHORIZATION OF DELL. IN ADDITION NEITHER THIS SHEET NOR THE INFORMATION IT CONTAINS MAY BE USED BY OR DISCLOSED TO ANY THIRD PARTY WITHOUT DELL'S EXPRESS WRITTEN CONSENT.



Rev	R10 (Add)
-----	-----------

PROPRIETARY NOTE: THIS SHEET OF ENGINEERING DRAWING AND SPECIFICATIONS CONTAINS CONFIDENTIAL TRADE SECRET AND OTHER PROPRIETARY INFORMATION OF DELL INC. ("DELL"). THIS DOCUMENT MAY NOT BE TRANSFERRED OR COPIED WITHOUT THE EXPRESS WRITTEN AUTHORIZATION OF DELL. IN ADDITION, NEITHER THIS SHEET NOR THE INFORMATION IT CONTAINS MAY BE USED BY OR DISCLOSED TO ANY THIRD PARTY WITHOUT DELL'S EXPRESS WRITTEN CONSENT.





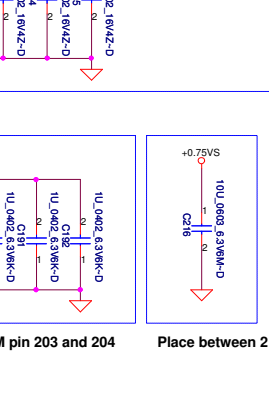
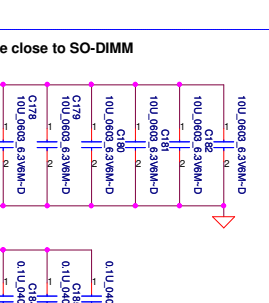
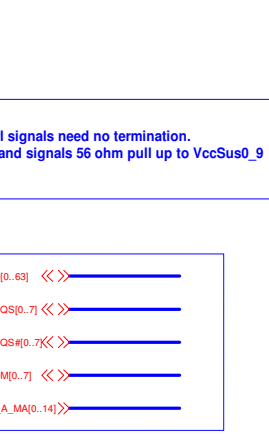
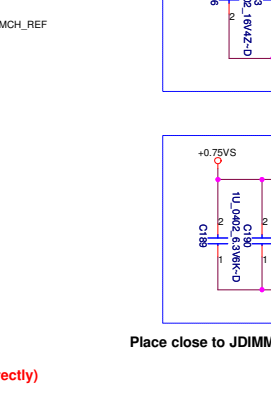
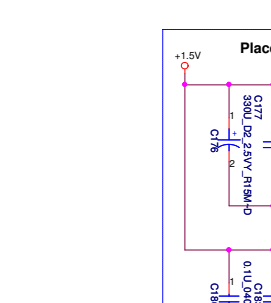
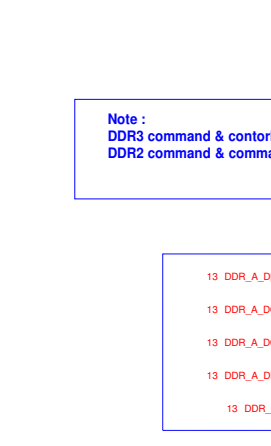
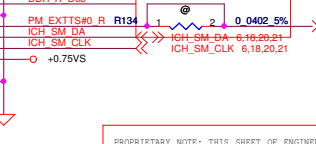
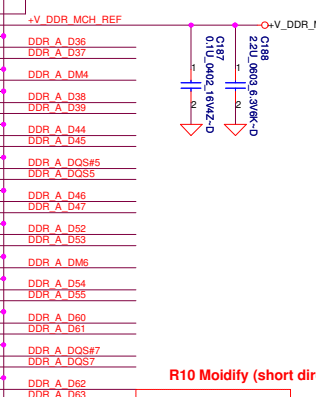
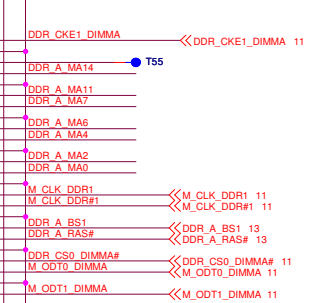

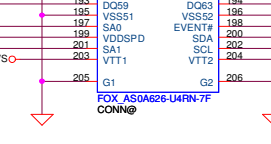
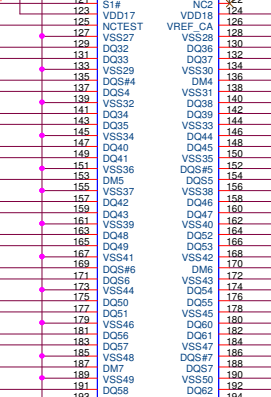
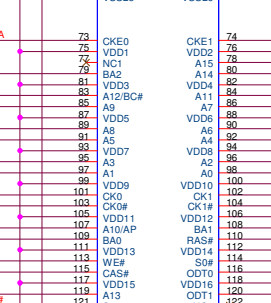
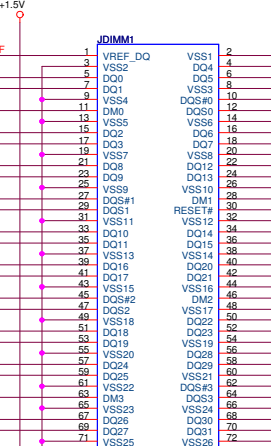
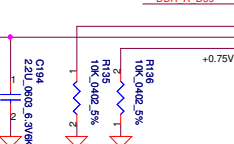

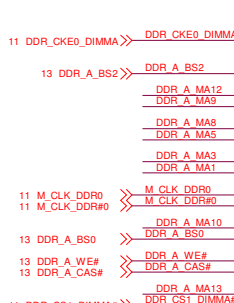

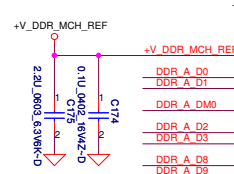
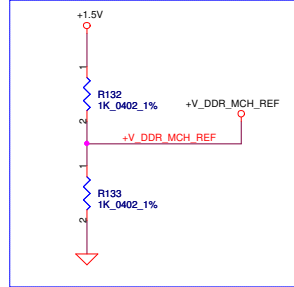
DELL CONFIDENTIAL/PROPRIETARY

Compal Electronics, Inc.

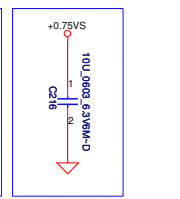
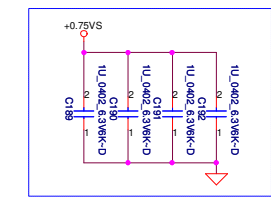
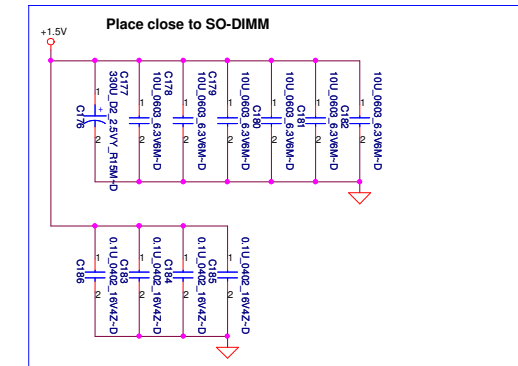
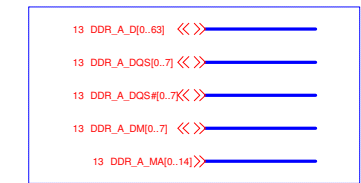
Cantiga(7 of 7)

File		Row	
Size		R10 (A0)	
Document Number		LA-5151P	
Date:	Friday, June 12, 2009	Sheet	16 of 60

PROPRIETARY NOTE: THIS SHEET OF ENGINEERING DRAWING AND SPECIFICATIONS CONTAINS CONFIDENTIAL TRADE SECRET AND OTHER PROPRIETARY INFORMATION OF DELL INC. ("DELL") THIS DOCUMENT MAY NOT BE TRANSFERRED OR COPIED WITHOUT THE EXPRESS WRITTEN AUTHORIZATION OF DELL. IN ADDITION, NEITHER THIS SHEET NOR THE INFORMATION IT CONTAINS MAY BE USED BY OR DISCLOSED TO ANY THIRD PARTY WITHOUT DELL'S EXPRESS WRITTEN CONSENT.



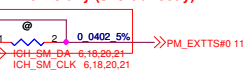
Note :
DDR3 command & control signals need no termination.
DDR3 command & control signals 56 ohm pull up to VccSus0_9



Place close to JDIMM pin 203 and 204

Place between 2 DIMMs

R10 Modify (short directly)




DELL CONFIDENTIAL/PROPRIETARY

DDR3 SO-DIMM/Standard Type

PROPRIETARY NOTE: THIS SHEET OF ENGINEERING DRAWING AND SPECIFICATIONS CONTAINS CONFIDENTIAL TRADE SECRET AND OTHER PROPRIETARY INFORMATION OF DELL INC. ("DELL"). THIS DOCUMENT MAY NOT BE TRANSFERRED OR COPIED WITHOUT THE EXPRESS WRITTEN AUTHORIZATION OF DELL. IN ADDITION, NEITHER THIS SHEET NOR THE INFORMATION IT CONTAINS MAY BE USED BY OR DISCLOSED TO ANY THIRD PARTY WITHOUT DELL'S EXPRESS WRITTEN CONSENT.



Compal Electronics, Inc.			
Title			
DDR3 SO-DIMM A SLOT			
Document Number			
LA-5151P			
Date:	Friday, June 12, 2009	Sheet	17 of 60



DDR3 SO-DIMM/Standard Type

PROPRIETARY NOTE: THIS SHEET OF ENGINEERING DRAWING AND SPECIFICATIONS CONTAINS CONFIDENTIAL TRADE SECRET AND OTHER PROPRIETARY INFORMATION OF DELL INC. ("DELL"). THIS DOCUMENT MAY NOT BE TRANSFERRED OR COPIED WITHOUT THE EXPRESS WRITTEN AUTHORIZATION OF DELL. IN ADDITION, NEITHER THIS SHEET NOR THE INFORMATION IT CONTAINS MAY BE USED BY OR DISCLOSED TO ANY THIRD PARTY WITHOUT DELL'S EXPRESS WRITTEN CONSENT.

DELL CONFIDENTIAL/PROPRIETARY

Compal Electronics, Inc.

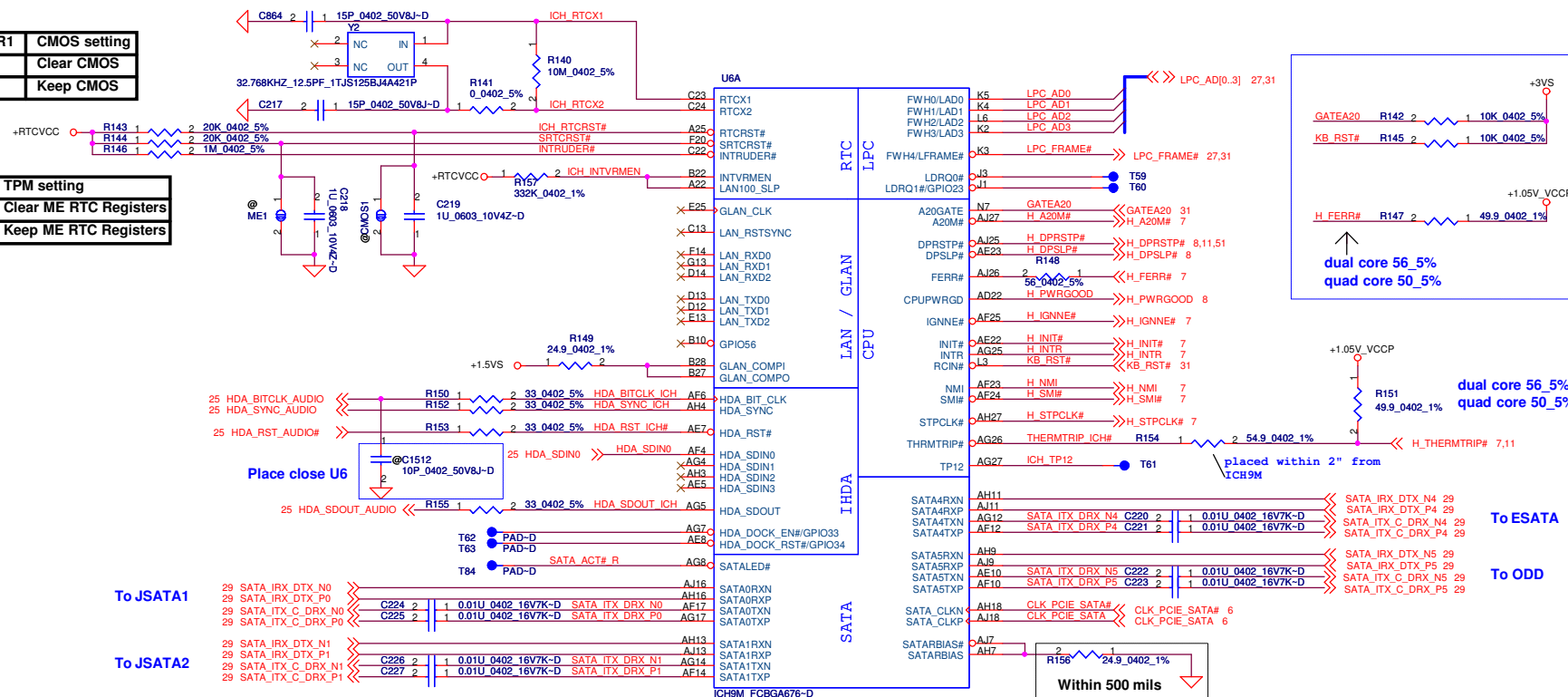
DDRIII SO-DIMM B SLOTDocument Number
LA 5151D

LA-5151P

Date: Friday, June 12, 2009 Sheet 18 of 60

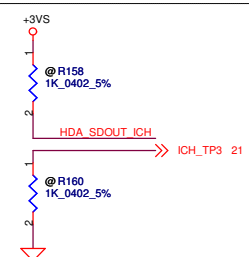
CMOS_CLR1	CMOS setting
Shunt	Clear CMOS
Open	Keep CMOS

ME_CLR1	TPM setting
Shunt	Clear ME RTC Registers
Open	Keep ME RTC Registers



P/N : SA00002G12L (S IC AF82801IEM SLB8P A3 PBGA676P ICH9ME)

XOR Chain Entrance Strap		
ICH TP3	HDA SDOULT	Description
0	0	RSVD
0	1	Enter XOR Chain
1	0	Normal Operation (Default)
1	1	Set PCIE port config bit 1



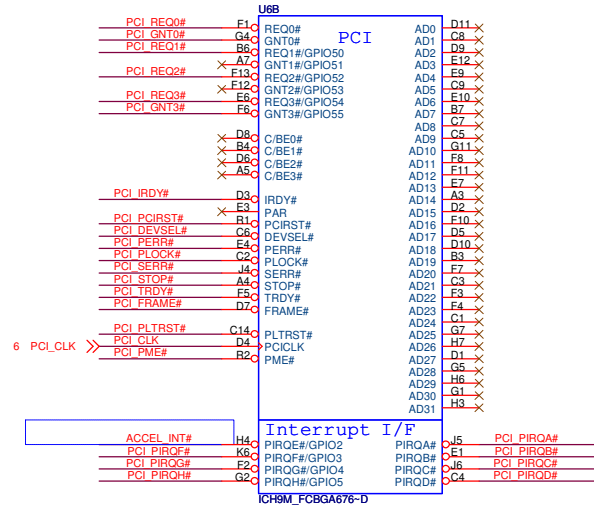
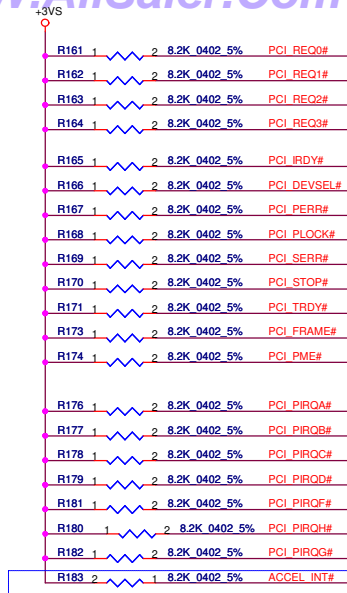
PROPRIETARY NOTE: THIS SHEET OF ENGINEERING DRAWING AND SPECIFICATIONS CONTAINS CONFIDENTIAL TRADE SECRET AND OTHER PROPRIETARY INFORMATION OF DELL INC. ("DELL"). THIS DOCUMENT MAY NOT BE TRANSFERRED OR COPIED WITHOUT THE EXPRESS WRITTEN AUTHORIZATION OF DELL. IN ADDITION, NEITHER THIS SHEET NOR THE INFORMATION IT CONTAINS MAY BE USED BY OR DISCLOSED TO ANY THIRD PARTY WITHOUT DELL'S EXPRESS WRITTEN CONSENT.



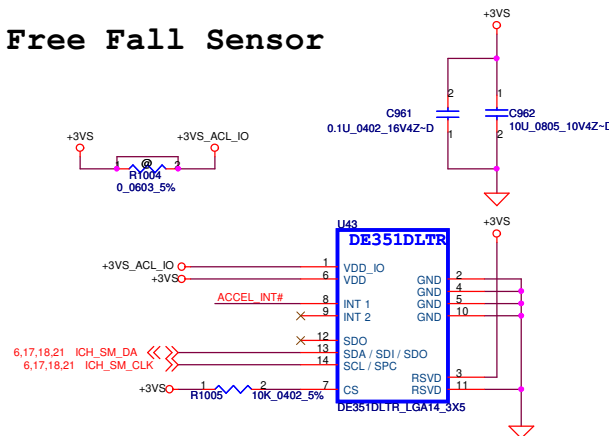
DELL CONFIDENTIAL/PROPRIETARY

Compal Electronics, Inc.

File	ICH9-M(1/5)		
Size	Document Number	LA-5151P	
Date	Friday, June 12, 2009	Sheet	19 of 60



Free Fall Sensor

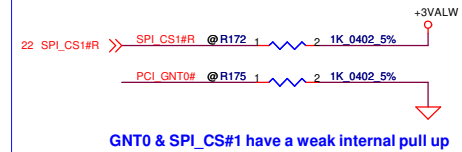


Must be placed in the center of the system.

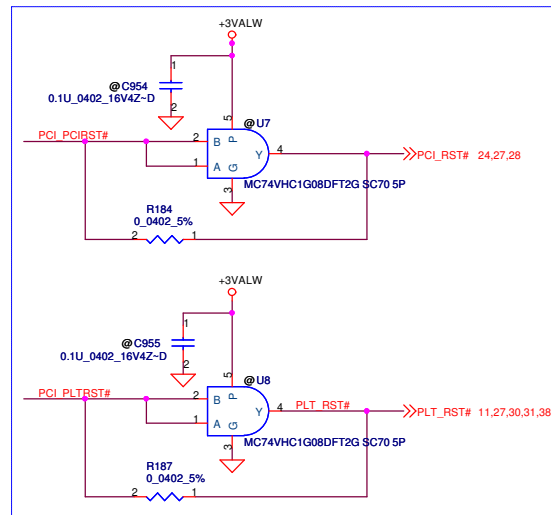
P/N : SA000039C00 (S IC DE351DLTR LGA 14P MOTION SENSOR)

Boot BIOS Strap

PCI_GNT0#	SPI_CS#1	Boot BIOS Location
0	1	SPI
1	0	PCI
1	1	LPC *

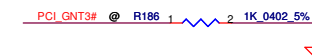


GNT0 & SPI_CS#1 have a weak internal pull up



A16 swap override Strap

Low= A16 swap override Enable
High= Default *



DELL CONFIDENTIAL/PROPRIETARY

Compal Electronics, Inc.

File ICH9-M(2/5)

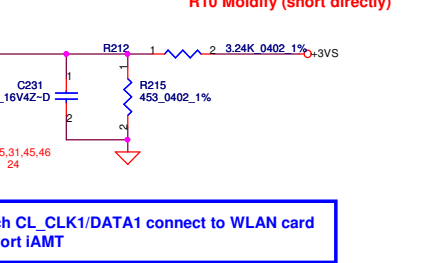
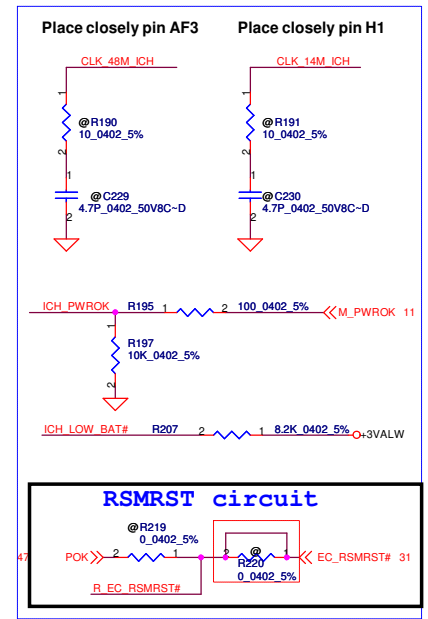
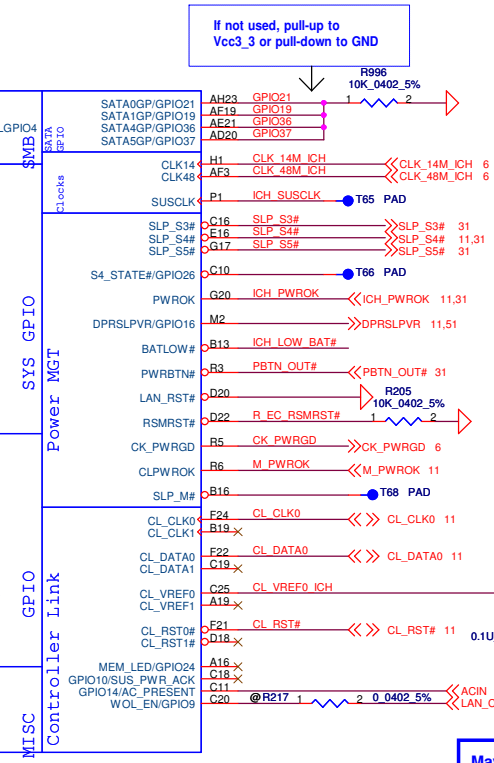
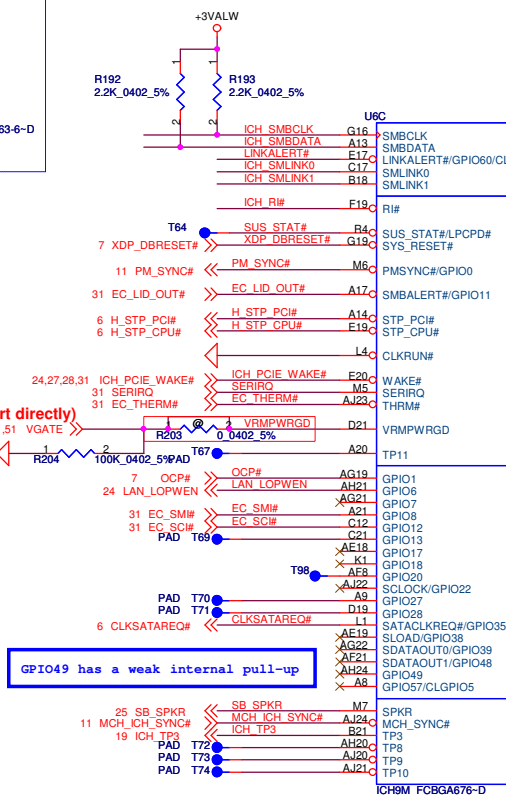
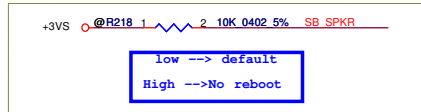
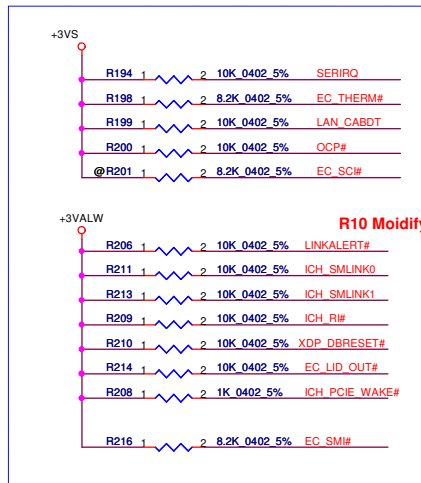
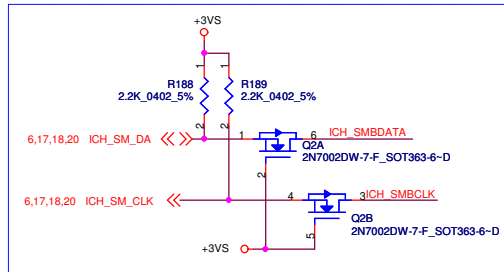
Size Document Number LA-5151P

Date: Friday, June 12, 2009

Sheet 20 of 60

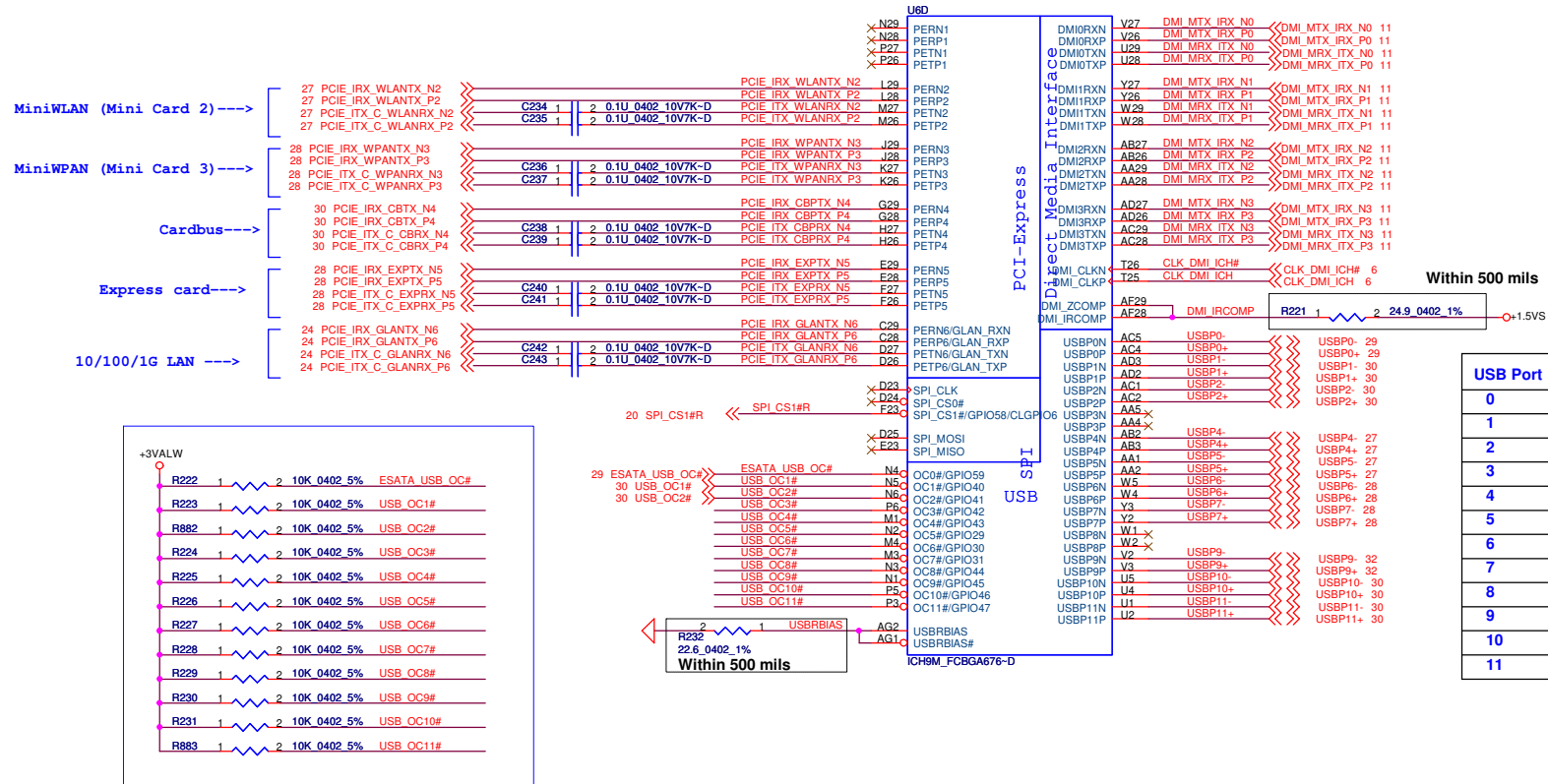
Rev R10 (A00)

PROPRIETARY NOTE: THIS SHEET OF ENGINEERING DRAWING AND SPECIFICATIONS CONTAINS CONFIDENTIAL TRADE SECRET AND OTHER PROPRIETARY INFORMATION OF DELL INC. (*DELL*) THIS DOCUMENT MAY NOT BE TRANSFERRED OR COPIED WITHOUT THE EXPRESS WRITTEN AUTHORIZATION OF DELL. IN ADDITION, NEITHER THIS SHEET NOR THE INFORMATION IT CONTAINS MAY BE USED BY OR DISCLOSED TO ANY THIRD PARTY WITHOUT DELL'S EXPRESS WRITTEN CONSENT.



PROPRIETARY NOTE: THIS SHEET OF ENGINEERING DRAWING AND SPECIFICATIONS CONTAINS CONFIDENTIAL TRADE SECRET AND OTHER PROPRIETARY INFORMATION OF DELL INC. ("DELL"). THIS DOCUMENT MAY NOT BE TRANSFERRED OR COPIED WITHOUT THE EXPRESS WRITTEN AUTHORIZATION OF DELL. IN ADDITION, NEITHER THIS SHEET NOR THE INFORMATION IT CONTAINS MAY BE USED BY OR DISCLOSED TO ANY THIRD PARTY WITHOUT DELL'S EXPRESS WRITTEN CONSENT.

DELL CONFIDENTIAL/PROPRIETARY			
Compal Electronics, Inc.			
File	ICH9-M(3/5)		
Size	Document Number	Rev	
	LA-5151P	R10 (A00)	
Date:	Friday, June 12, 2009	Sheet	21 of 60



PROPRIETARY NOTE: THIS SHEET OF ENGINEERING DRAWING AND SPECIFICATIONS CONTAINS CONFIDENTIAL TRADE SECRET AND OTHER PROPRIETARY INFORMATION OF DELL INC. ("DELL") THIS DOCUMENT MAY NOT BE TRANSFERRED OR COPIED WITHOUT THE EXPRESS WRITTEN AUTHORIZATION OF DELL. IN ADDITION, NEITHER THIS SHEET NOR THE INFORMATION IT CONTAINS MAY BE USED BY OR DISCLOSED TO ANY THIRD PARTY WITHOUT DELL'S EXPRESS WRITTEN CONSENT.

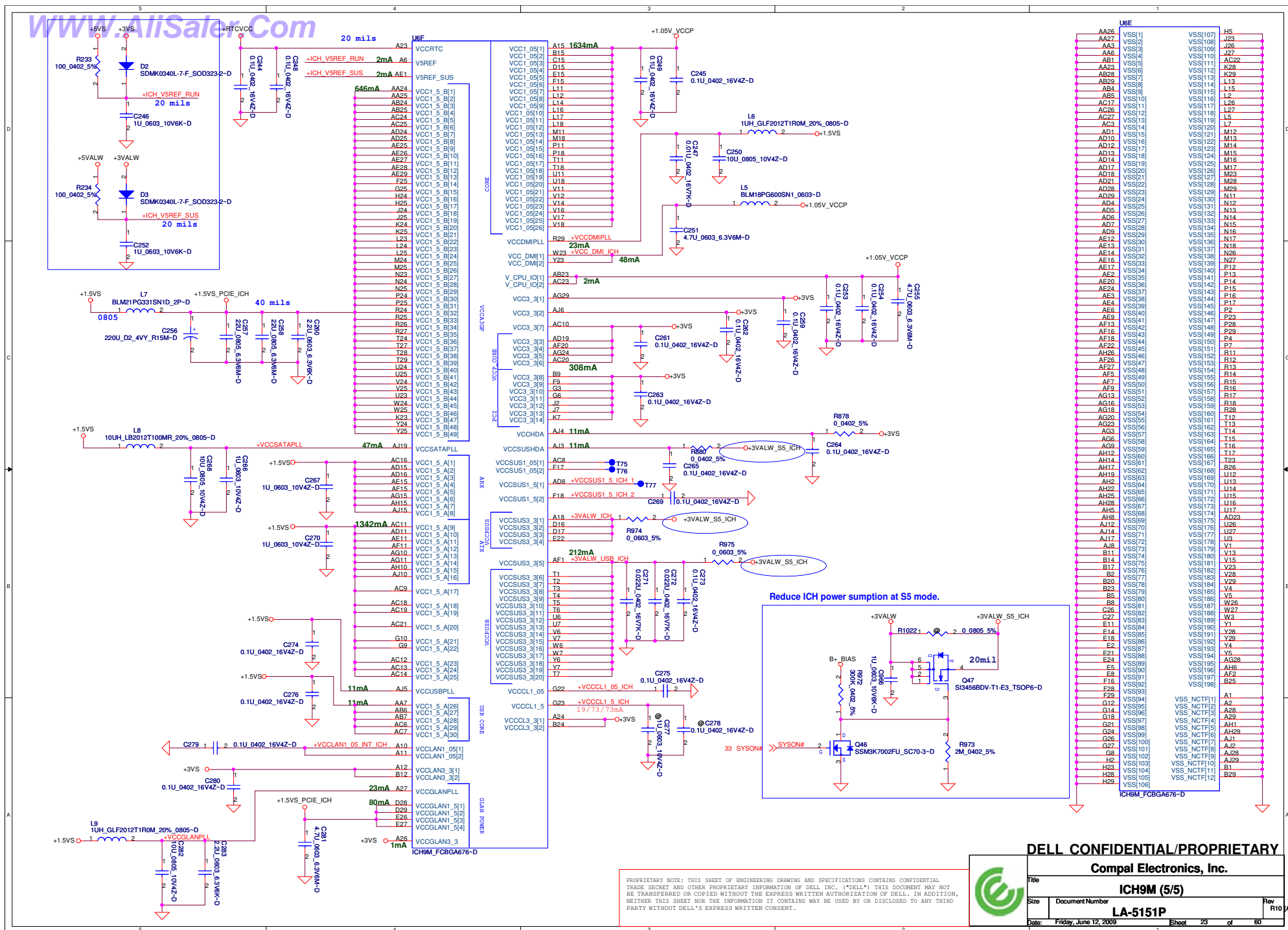


DELL CONFIDENTIAL/PROPRIETARY

Compal Electronics, Inc.

File		ICH9-M(4/5)	
Size	Document Number	LA-5151P	
Date	Friday, June 12, 2009	Sheet	22 of 60

Rev R10 (A00)



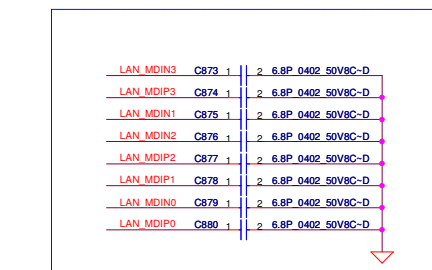
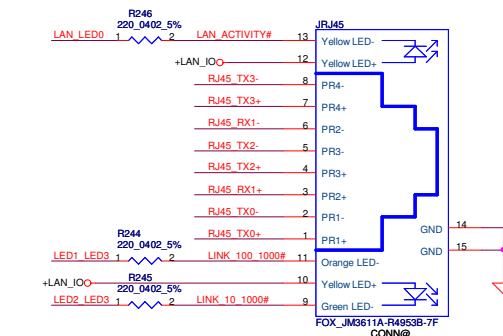
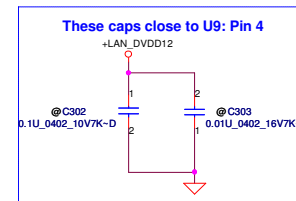
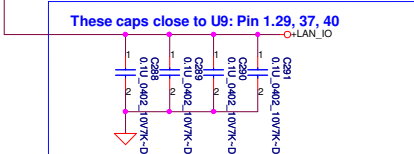
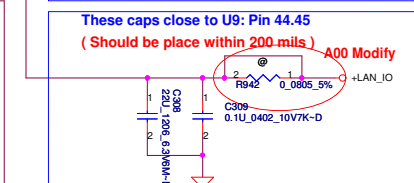
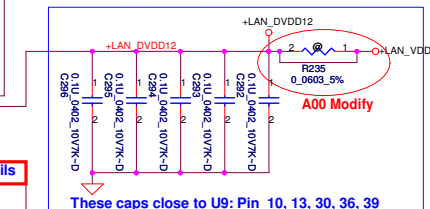
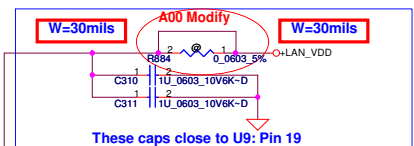
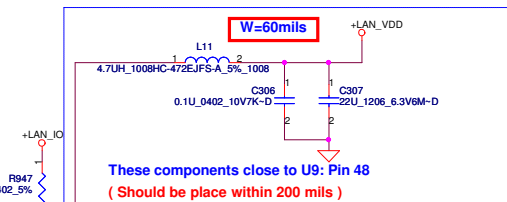
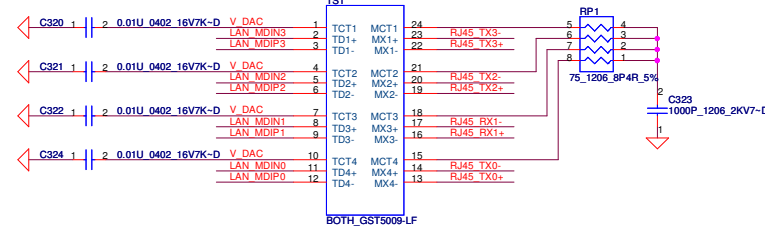
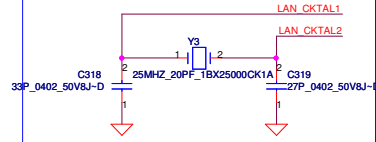
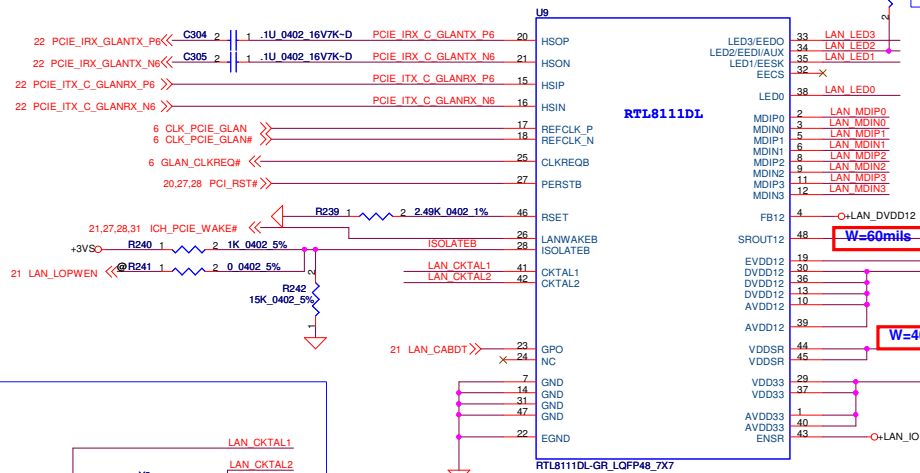
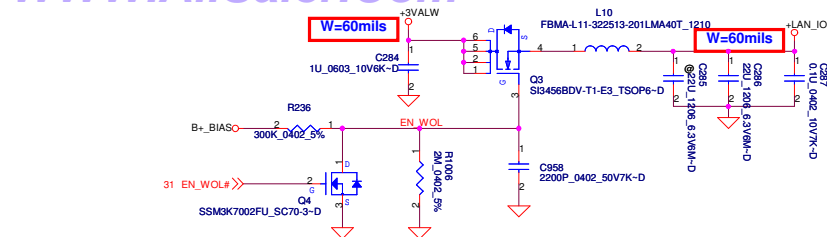
DELL CONFIDENTIAL/PROPRIETARY

Compal Electronics, Inc.

ICH9M (5/5)

LA-5151P

Rev		
R10	(ADD)	



LEDS1-0	0 0	0 1	1 0	1 1
LED0	Tx / Rx	Tx / Rx	Tx	LINK10 / ACT
LED1	LINK100	LINK10 / 100 / 1000	LINK	LINK100 / ACT
LED2	LINK10	LINK10 / 100	Rx	FULL
LED3	LINK1000	LINK1000	FULL	LINK1000 / ACT

PROPRIETARY NOTE: THIS SHEET OF ENGINEERING DRAWING AND SPECIFICATIONS CONTAINS CONFIDENTIAL TRADE SECRET AND OTHER PROPRIETARY INFORMATION OF DELL INC. ("DELL"). THIS DOCUMENT MAY NOT BE TRANSFERRED OR COPIED WITHOUT THE EXPRESS WRITTEN AUTHORIZATION OF DELL. IN ADDITION, NEITHER THIS SHEET NOR THE INFORMATION IT CONTAINS MAY BE USED BY OR DISCLOSED TO ANY THIRD PARTY WITHOUT DELL'S EXPRESS WRITTEN CONSENT.

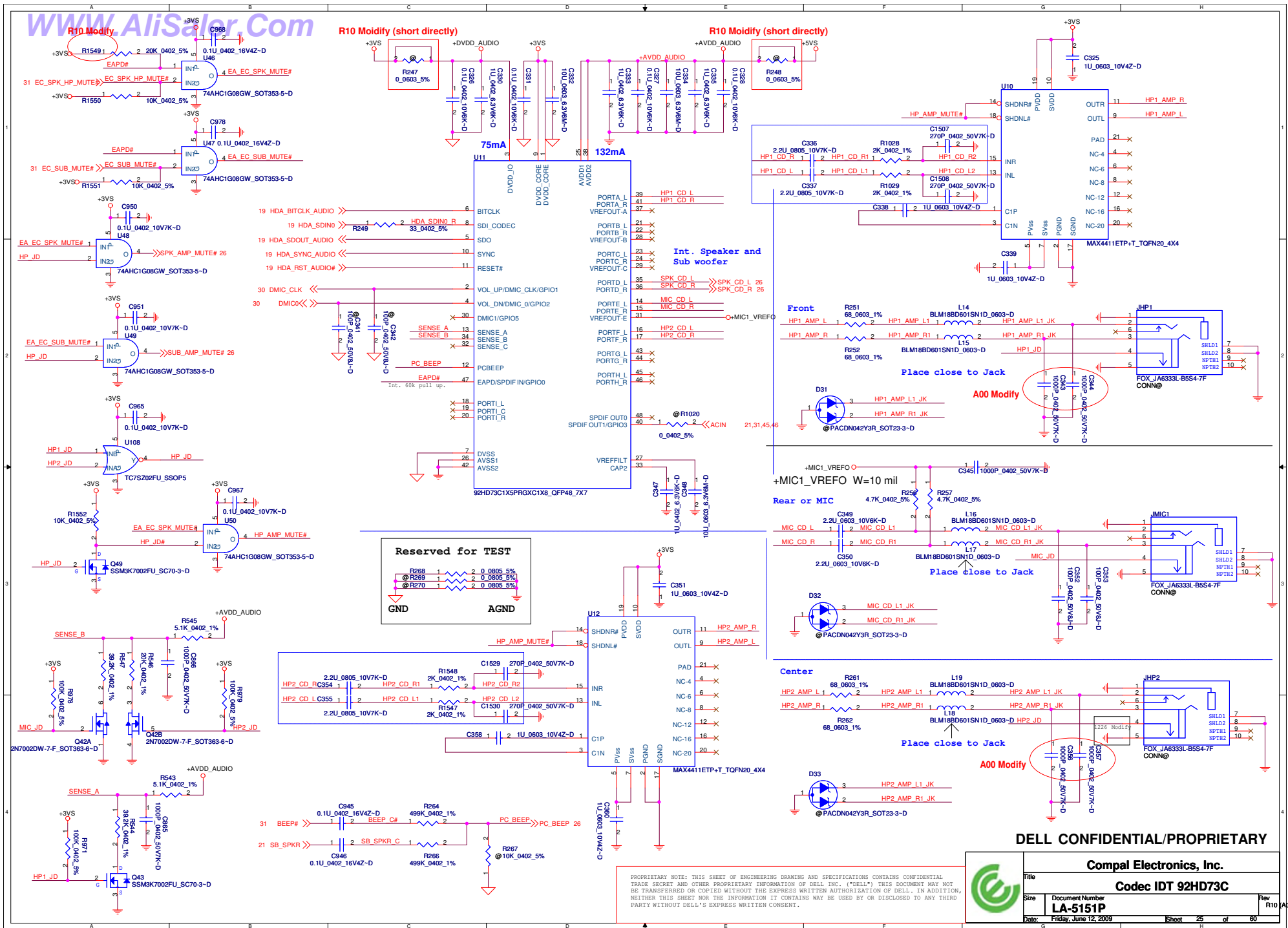
DELL CONFIDENTIAL/PROPRIETARY



Compal Electronics, Inc.

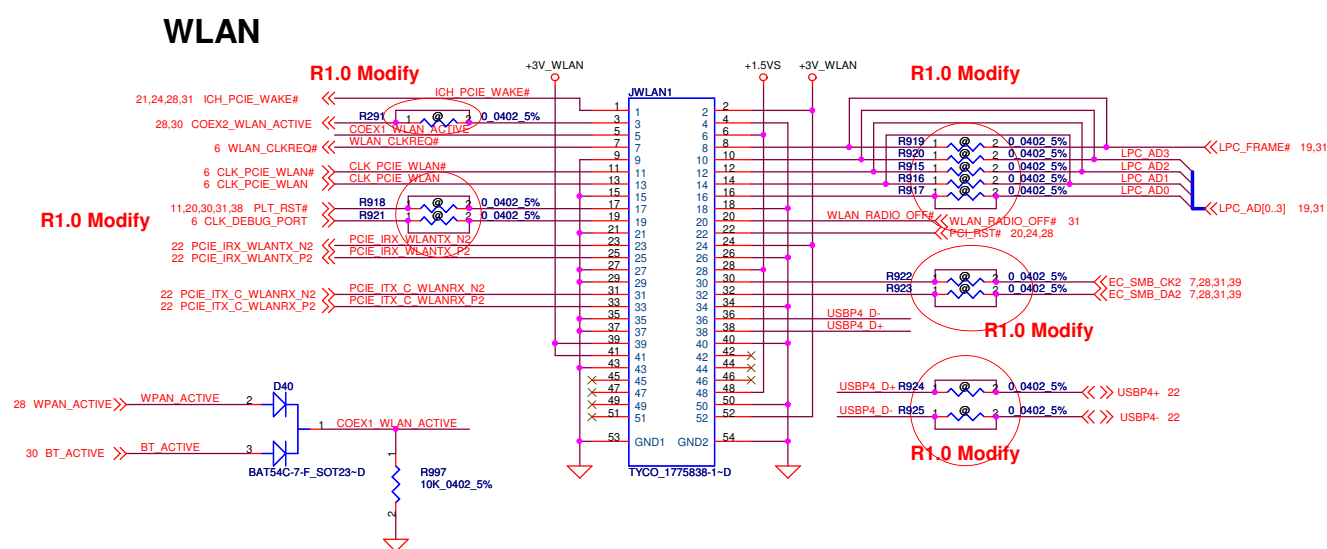
Gigabit LAN RTL8111DL

Size	Document Number LA-5151P	Rev R10 (A00)
Date:	Friday, June 12, 2009	Sheet 24 of 60





WLAN



DELL CONFIDENTIAL/PROPRIETARY

Compal Electronics, Inc.

Mini Card WLAN/WWAN

Size	Document Number LA-5151P
------	------------------------------------

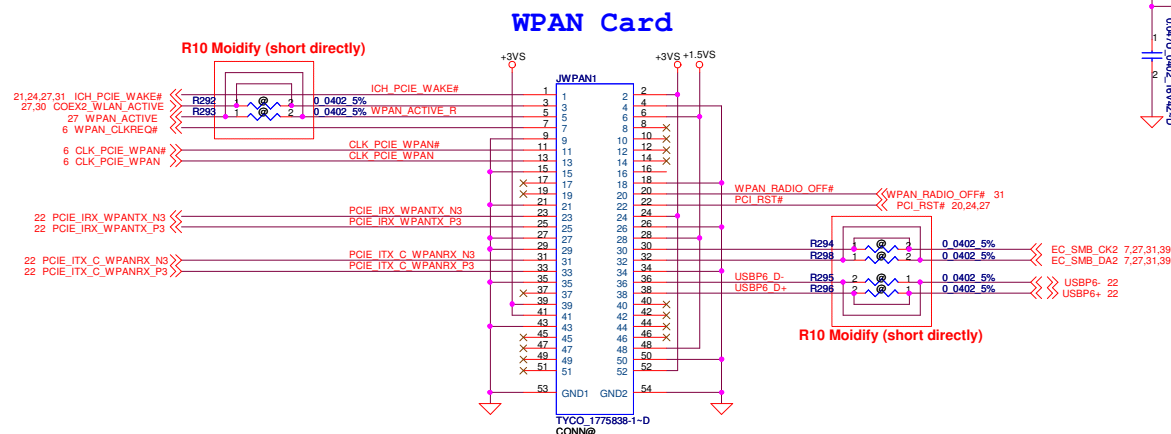
Date: Friday, June 12, 2008

Rev	
R10	A00

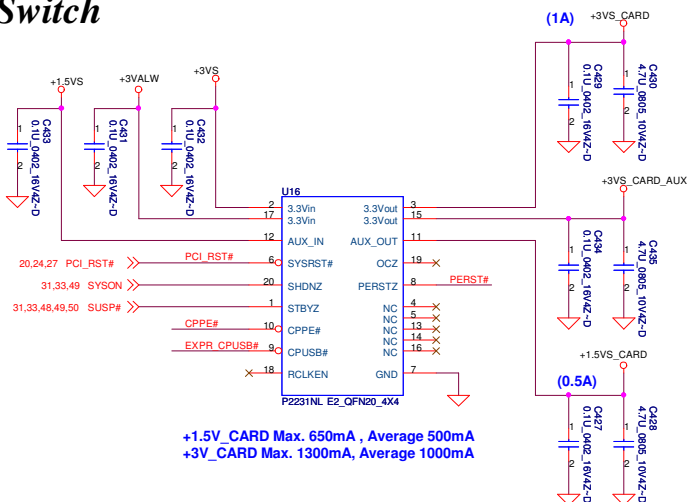
Sheet 27 of 60

E

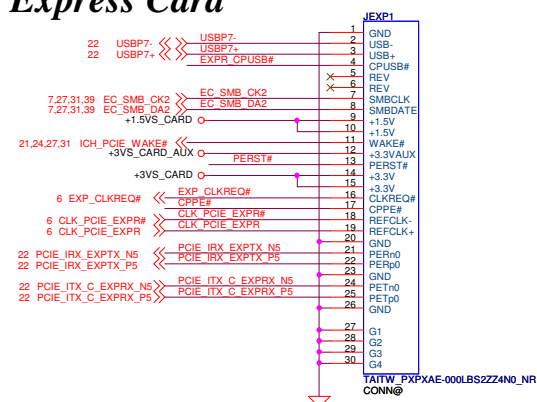
PROPRIETARY NOTE: THIS SHEET OF ENGINEERING DRAWING AND SPECIFICATIONS CONTAINS CONFIDENTIAL TRADE SECRET AND OTHER PROPRIETARY INFORMATION OF DELL INC. ("DELL") THIS DOCUMENT MAY NOT BE TRANSFERRED OR COPIED WITHOUT THE EXPRESS WRITTEN AUTHORIZATION OF DELL. IN ADDITION, NEITHER THIS SHEET NOR THE INFORMATION IT CONTAINS MAY BE USED BY OR DISCLOSED TO ANY THIRD PARTY WITHOUT DELL'S EXPRESS WRITTEN CONSENT.



Express Card Power Switch



Express Card



DELL CONFIDENTIAL/PROPRIETARY



Compal Electronics, Inc.

WPAN / Express Card

Size	Document Number LA-5151P
------	------------------------------------

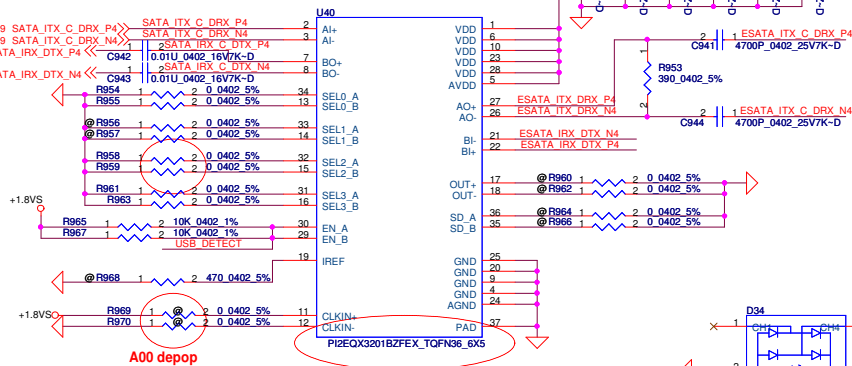
Rev	R10 (Add)
-----	-----------

Date: Friday, June 12, 2009 Sheet 28 of 60

Sheet 28 of 60

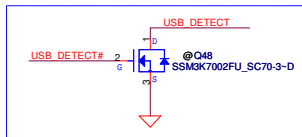
Output Swing Control	
SEL2_ [A:B]	Swing
0	1x
1	1.2x

Output De-emphasis Adjustment	
SEL3_ [A:B]	De-emphasis
0	0dB
1	-3.5dB



A00 depop

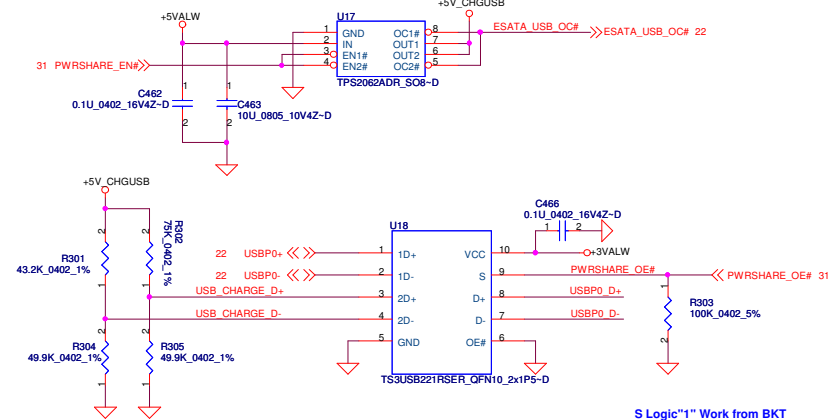
A00 change to SA00002YQ0L (S IC PIZEXQ3201BLZFEX TQFN 36P)

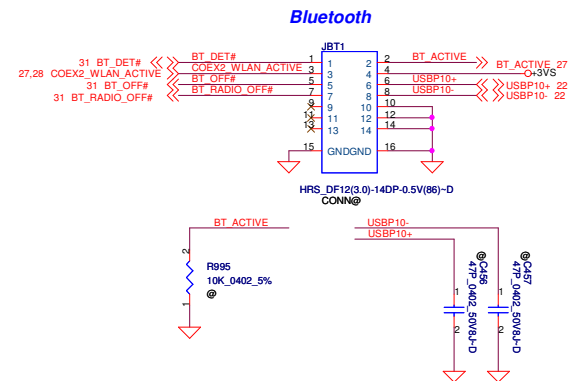
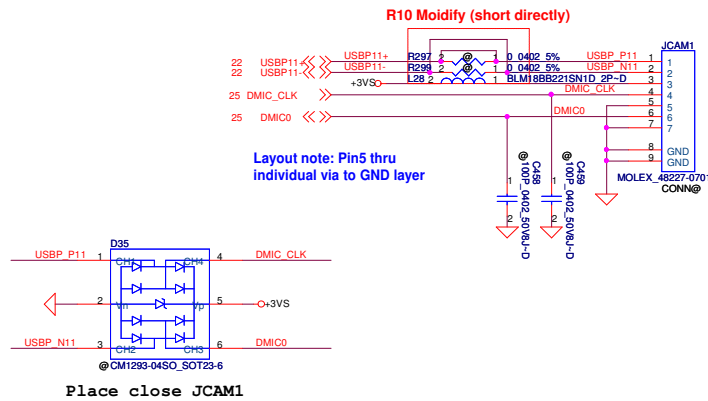


SEL0_ [A:B]	SEL1_ [A:B]	Compliance Channel
0	0	no equalization
0	1	[0.2.5dB] @ 1.6 GHz
1	0	[2.5.4.5dB] @ 1.6 GHz
1	1	[4.5.6.5dB] @ 1.6 GHz

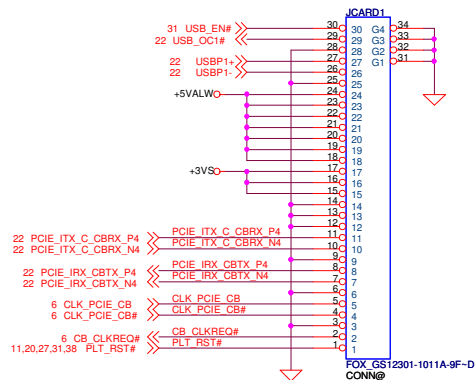
Equalizer Selection

Place close JESA1

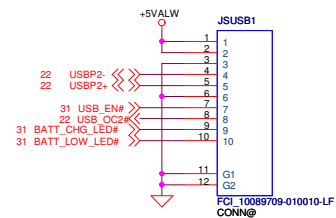




Cardreader Connector



to Single USB board

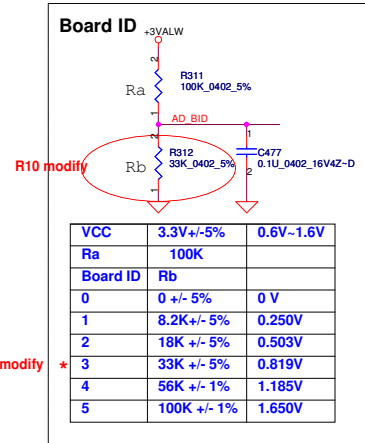
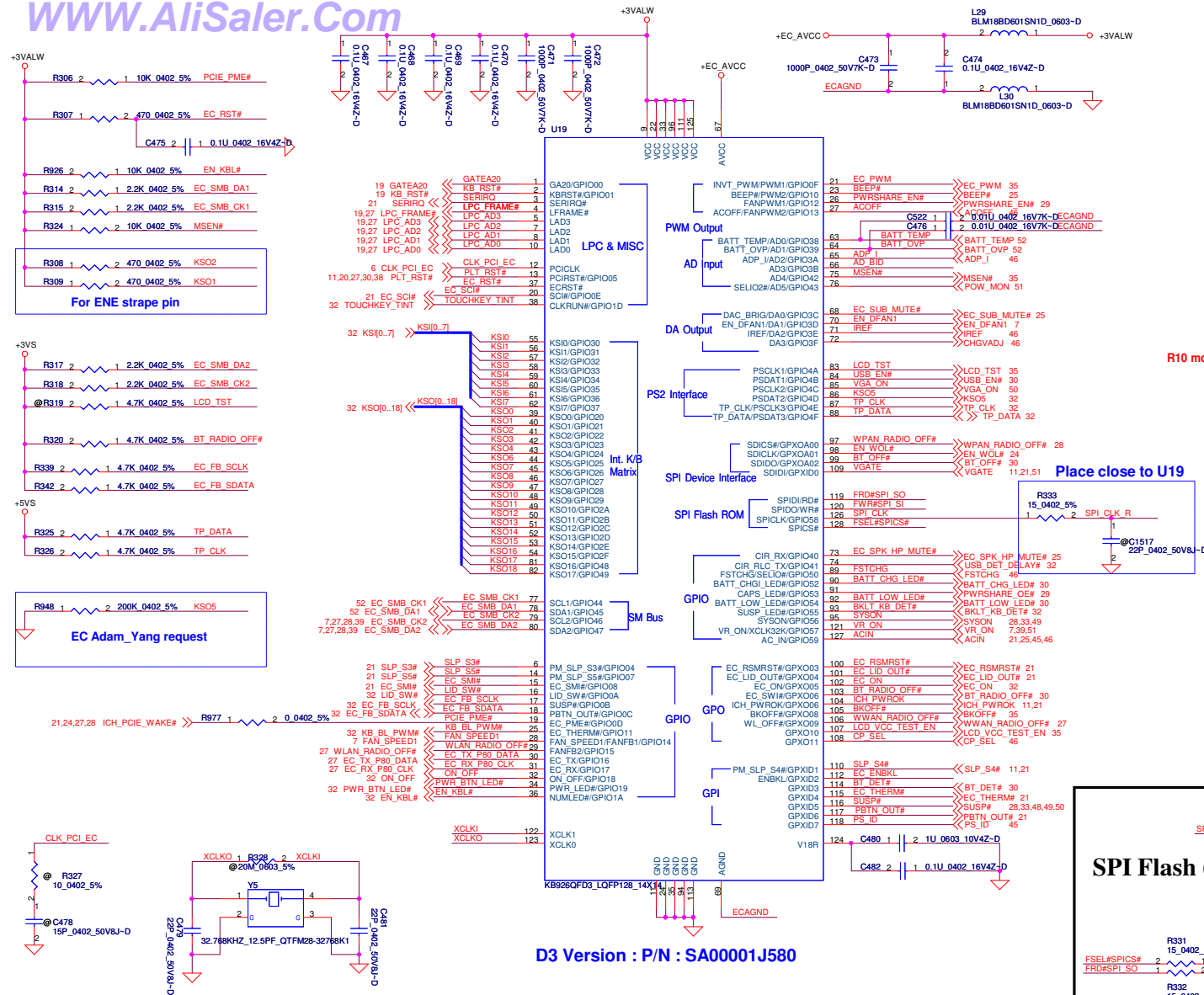


DELL CONFIDENTIAL/PROPRIETARY

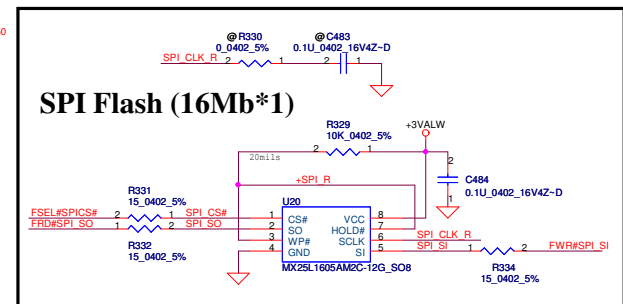
Compal Electronics, Inc.

Title		USB / ESATA / BT / CAMARA	
Size	Document Number	LA-5151P	Rev R10 (A00)
Date	Friday, June 12, 2009	Sheet 30	of 60

PROPRIETARY NOTE: THIS SHEET OF ENGINEERING DRAWING AND SPECIFICATIONS CONTAINS CONFIDENTIAL TRADE SECRET AND OTHER PROPRIETARY INFORMATION OF DELL INC. ("DELL"). THIS DOCUMENT MAY NOT BE TRANSFERRED OR COPIED WITHOUT THE EXPRESS WRITTEN AUTHORIZATION OF DELL. IN ADDITION, NEITHER THIS SHEET NOR THE INFORMATION IT CONTAINS MAY BE USED BY OR DISCLOSED TO ANY THIRD PARTY WITHOUT DELL'S EXPRESS WRITTEN CONSENT.



Follow the suggestion of EC team to follow JAT10 setting.



DELL CONFIDENTIAL/PROPRIETARY

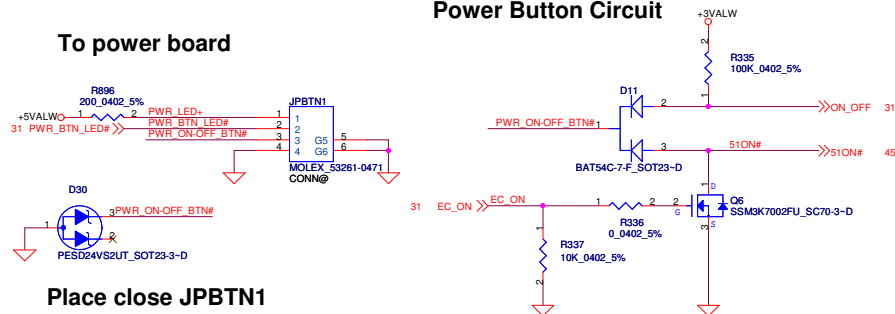


Compal Electronics, Inc.

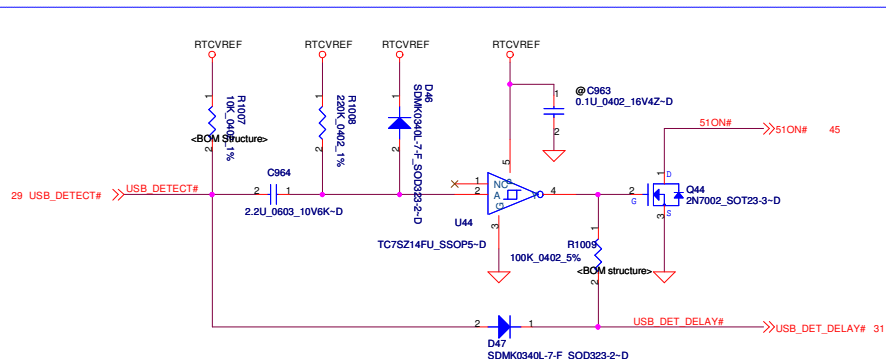
BIOS & EC I/O Port		
File	Document Number	Rev
Size	LA-5151P	R10 (A00)
Date	Friday, June 12, 2009	Sheet 31 of 60

PROPRIETARY NOTE: THIS SHEET OF ENGINEERING DRAWING AND SPECIFICATIONS CONTAINS CONFIDENTIAL TRADE SECRET AND OTHER PROPRIETARY INFORMATION OF DELL INC. ("DELL") THIS DOCUMENT MAY NOT BE TRANSFERRED OR COPIED WITHOUT THE EXPRESS WRITTEN AUTHORIZATION OF DELL. IN ADDITION, NEITHER THIS SHEET NOR THE INFORMATION IT CONTAINS MAY BE USED BY OR DISCLOSED TO ANY THIRD PARTY WITHOUT DELL'S EXPRESS WRITTEN CONSENT.

Power Button Circuit



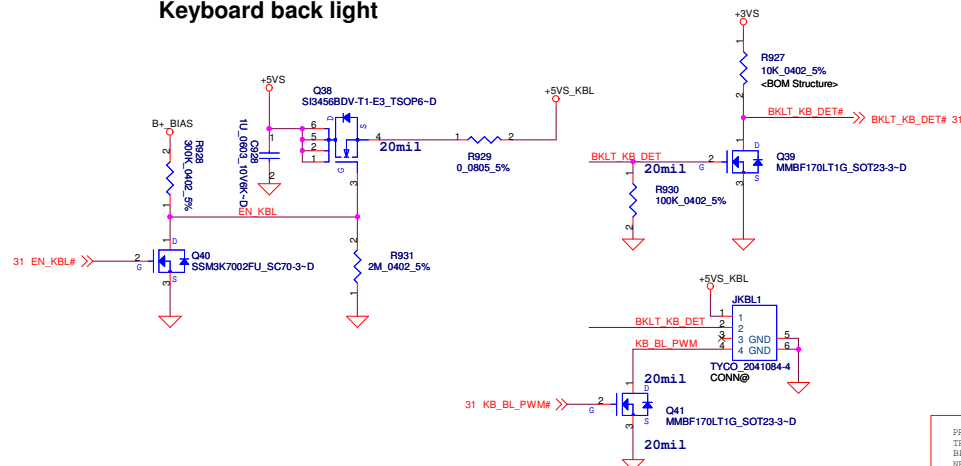
Place close JPBTN1



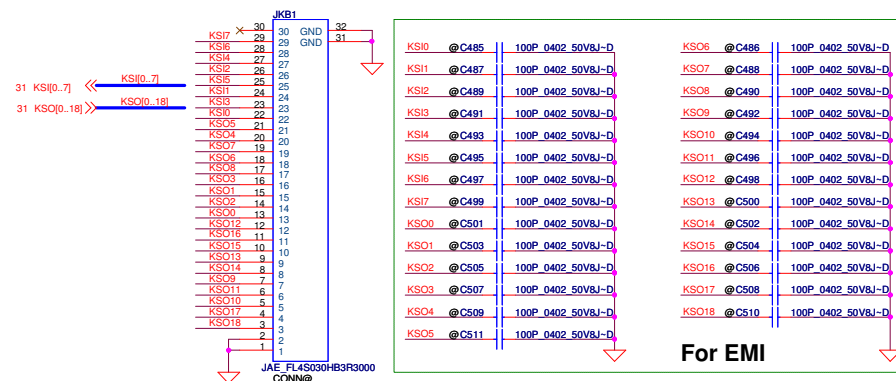
Power share



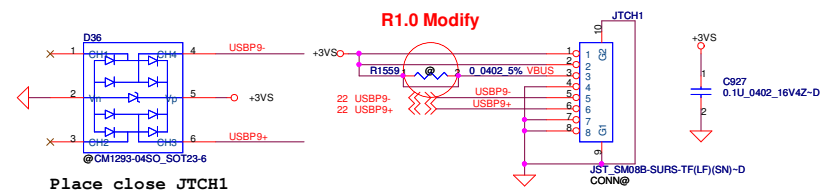
Keyboard back light



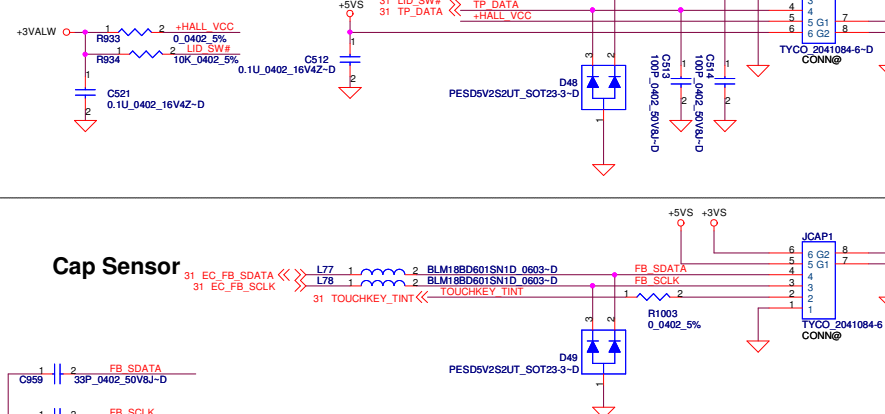
INT KB Conn.1



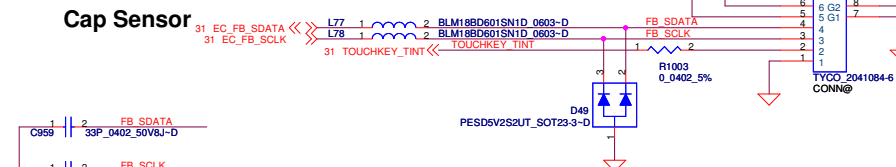
Touch Screen Connector



Touch PAD/B Conn.



Cap Sensor



DELL CONFIDENTIAL/PROPRIETARY



Compal Electronics, Inc.

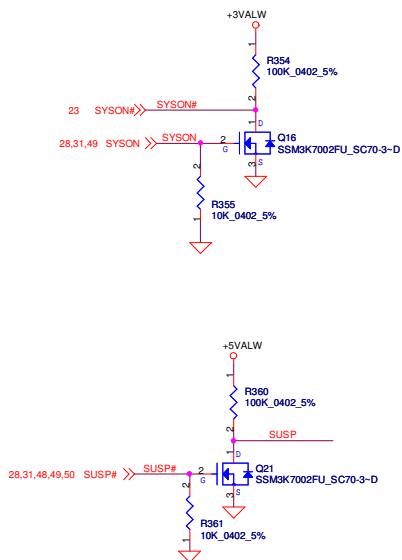
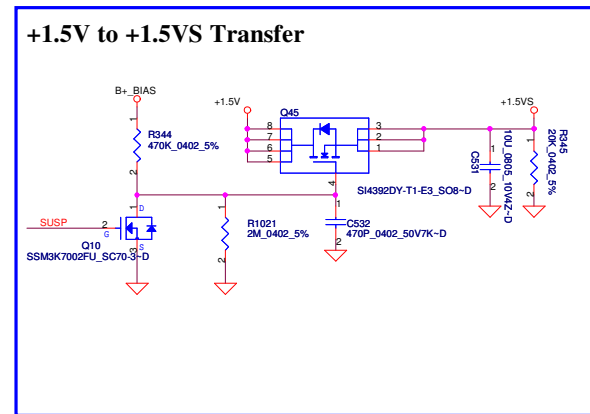
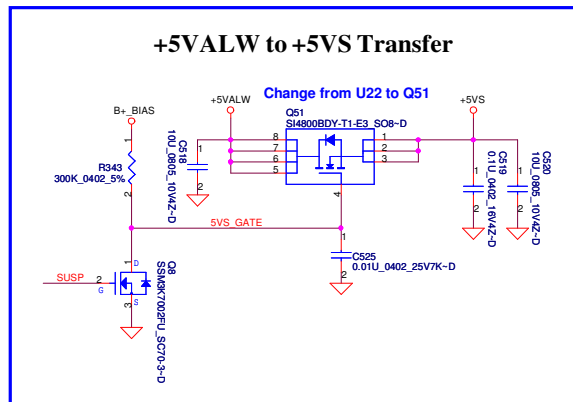
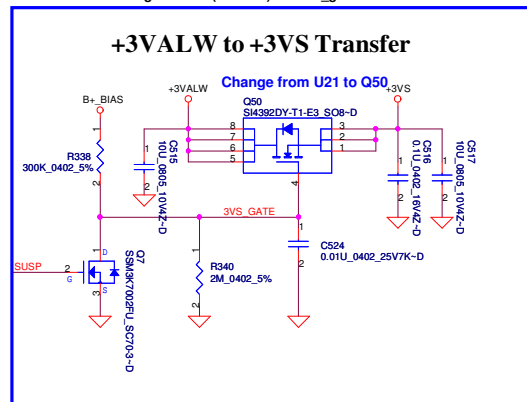
PWROK/BTN/KB/Touch Pad

Size	Document Number LA-5151P
------	------------------------------------

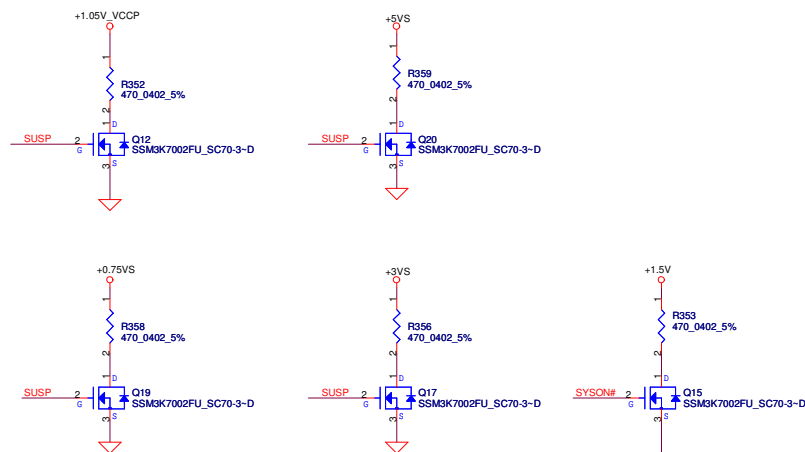
Date:	Friday, June 12, 2009	Sheet	32	of	60
-------	-----------------------	-------	----	----	----

PROPRIETARY NOTE: THIS SHEET OF ENGINEERING DRAWING AND SPECIFICATIONS CONTAINS CONFIDENTIAL TRADE SECRET AND OTHER PROPRIETARY INFORMATION OF DELL INC. ("DELL"). THIS DOCUMENT MAY NOT BE TRANSFERRED OR COPIED WITHOUT THE EXPRESS WRITTEN AUTHORIZATION OF DELL. IN ADDITION NEITHER THIS SHEET NOR THE INFORMATION IT CONTAINS MAY BE USED BY OR DISCLOSED TO ANY THIRD PARTY WITHOUT DELL'S EXPRESS WRITTEN CONSENT.


Voltage divider (7/8 VCC) on 3VS_gate



Discharge Circuit




DELL CONFIDENTIAL/PROPRIETARY

		Compal Electronics, Inc.	
		DC/DC Circuits	
File	Document Number	LA-5151P	
Size	Friday, June 12, 2009	Sheet	33 of 60

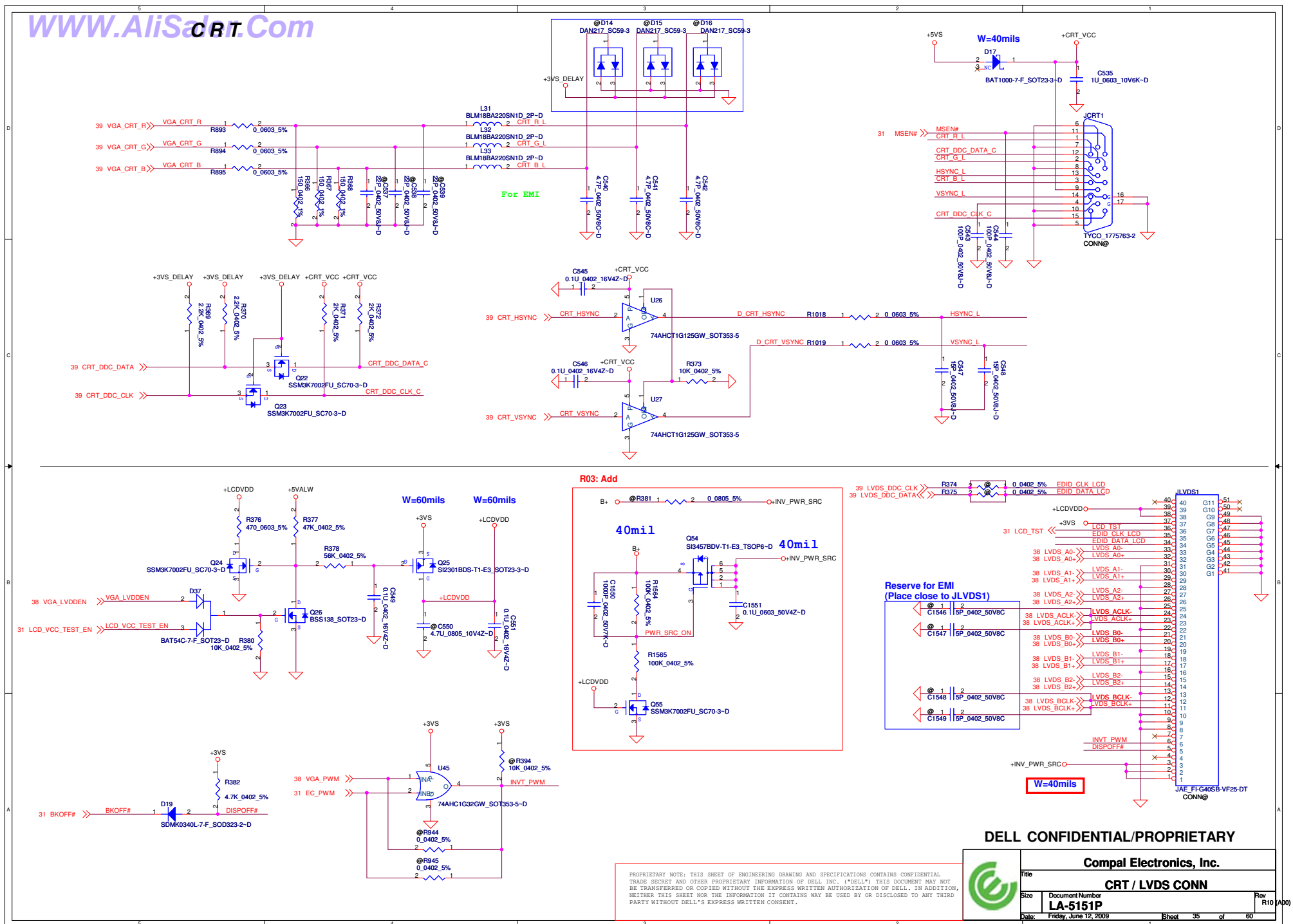
PROPRIETARY NOTE: THIS SHEET OF ENGINEERING DRAWING AND SPECIFICATIONS CONTAINS CONFIDENTIAL TRADE SECRET AND OTHER PROPRIETARY INFORMATION OF DELL INC. ("DELL"). THIS DOCUMENT MAY NOT BE TRANSFERRED OR COPIED WITHOUT THE EXPRESS WRITTEN AUTHORIZATION OF DELL. IN ADDITION, NEITHER THIS SHEET NOR THE INFORMATION IT CONTAINS MAY BE USED BY OR DISCLOSED TO ANY THIRD PARTY WITHOUT DELL'S EXPRESS WRITTEN CONSENT.

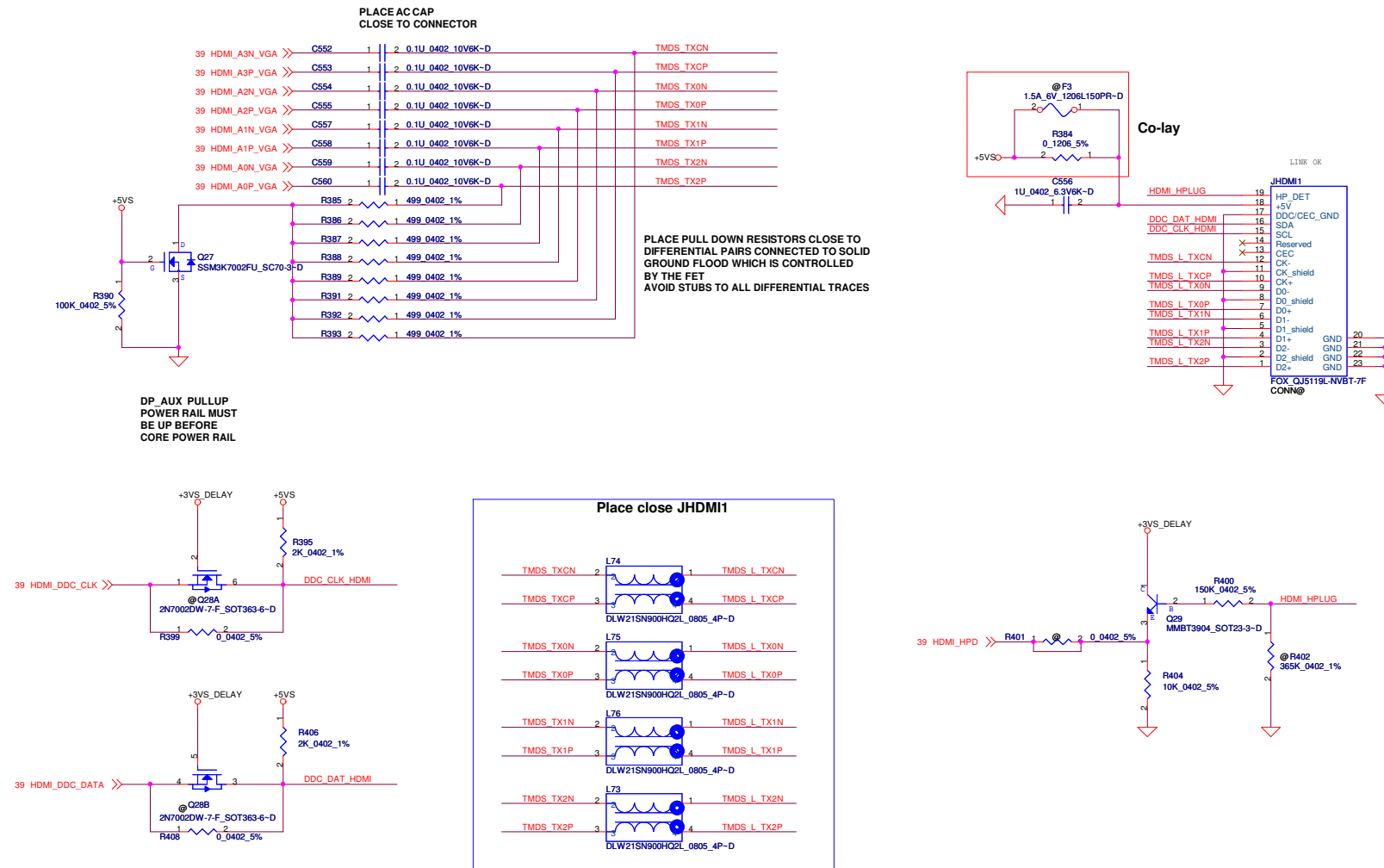


DELL CONFIDENTIAL/PROPRIETARY

		Compal Electronics, Inc.	
		File	
Size		Screw	
		Document Number	Rev
		LA-5151P	R10 (A00)
Date:		Friday, June 12, 2009	Sheet 34 of 60

PROPRIETARY NOTE: THIS SHEET OF ENGINEERING DRAWING AND SPECIFICATIONS CONTAINS CONFIDENTIAL TRADE SECRET AND OTHER PROPRIETARY INFORMATION OF DELL INC. ("DELL") THIS DOCUMENT MAY NOT BE TRANSFERRED OR COPIED WITHOUT THE EXPRESS WRITTEN AUTHORIZATION OF DELL. IN ADDITION, NEITHER THIS SHEET NOR THE INFORMATION IT CONTAINS MAY BE USED BY OR DISCLOSED TO ANY THIRD PARTY WITHOUT DELL'S EXPRESS WRITTEN CONSENT.





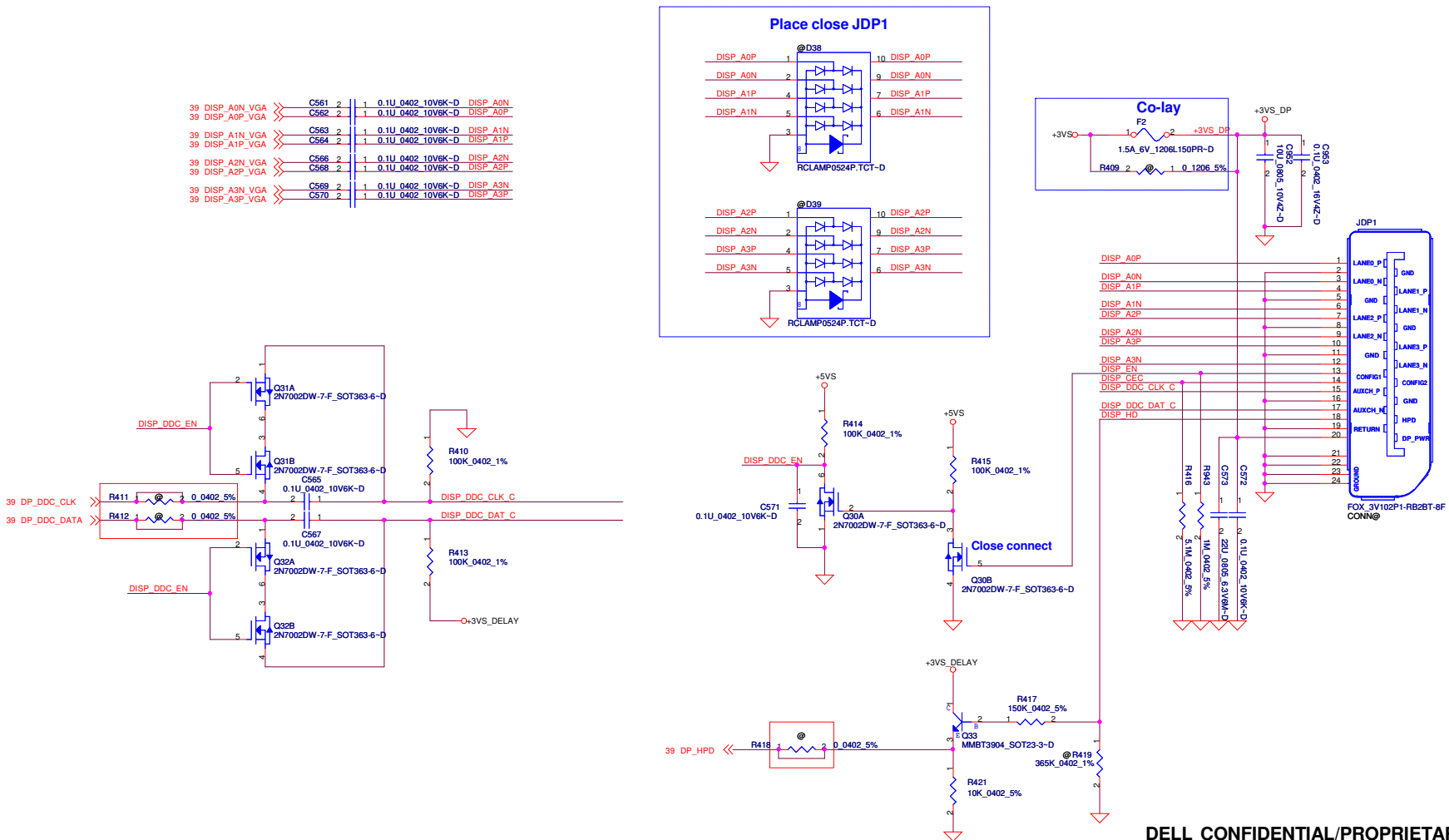
DELL CONFIDENTIAL/PROPRIETARY



Compal Electronics, Inc.

Title		
HDMI CONN		
Size	Document Number	Rev
	LA-5151P	R10 (A00)
Date	Friday, June 12, 2009	Sheet 38 of 60

PROPRIETARY NOTE: THIS SHEET OF ENGINEERING DRAWING AND SPECIFICATIONS CONTAINS CONFIDENTIAL TRADE SECRET AND OTHER PROPRIETARY INFORMATION OF DELL, INC. ("DELL"). THIS DOCUMENT MAY NOT BE TRANSFERRED OR COPIED WITHOUT THE EXPRESS WRITTEN AUTHORIZATION OF DELL. IN ADDITION, NEITHER THIS SHEET NOR THE INFORMATION IT CONTAINS MAY BE USED BY OR DISCLOSED TO ANY THIRD PARTY WITHOUT DELL'S EXPRESS WRITTEN CONSENT.



DELL CONFIDENTIAL/PROPRIETARY

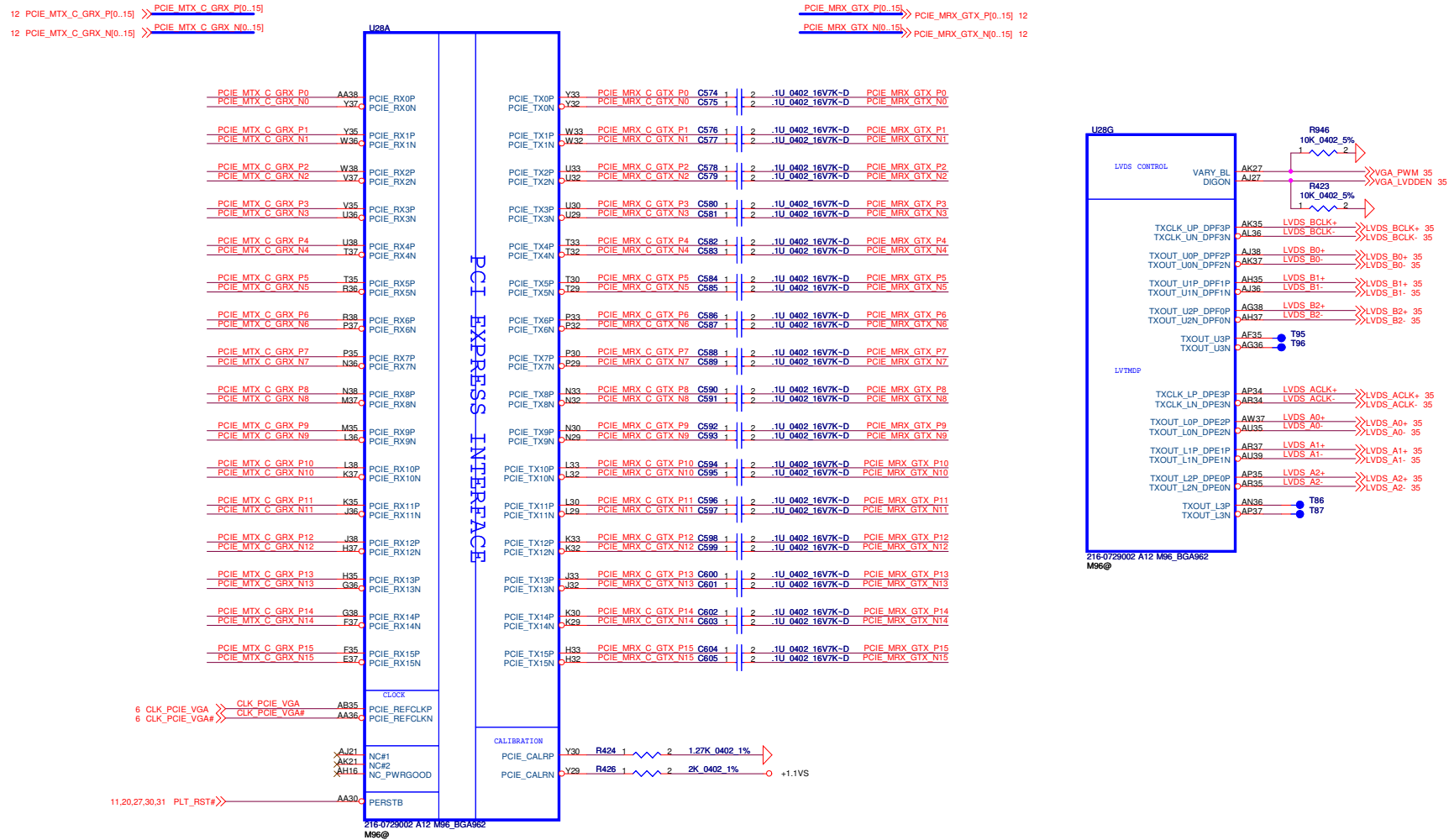


Compal Electronics, Inc.

Display Port

File	Document Number	Rev
LA-5151P		R10
Date: Friday, June 12, 2009	Sheet 37 of 60	

PROPRIETARY NOTE: THIS SHEET OF ENGINEERING DRAWING AND SPECIFICATIONS CONTAINS CONFIDENTIAL TRADE SECRET AND OTHER PROPRIETARY INFORMATION OF DELL INC. (*DELL*) THIS DOCUMENT MAY NOT BE TRANSFERRED OR COPIED WITHOUT THE EXPRESS WRITTEN AUTHORIZATION OF DELL. IN ADDITION, NEITHER THIS SHEET NOR THE INFORMATION IT CONTAINS MAY BE USED BY OR DISCLOSED TO ANY THIRD PARTY WITHOUT DELL'S EXPRESS WRITTEN CONSENT.



M96 P/N : SA00002UQ40 (S IC 216-0729042-00 A13 M96 FCBGA962 0FD)
M92 P/N : SA00002YX20 (S IC 216-0728014 A12 M92-M2 XT FCBGA 0FD)

U28



M92/XT GPU
M92@

DELL CONFIDENTIAL/PROPRIETARY

Compal Electronics, Inc.

M96 PCIE/ LVDS

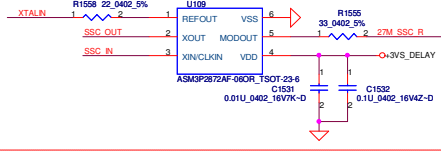
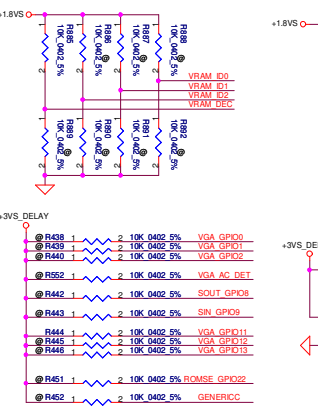
Size	Document Number LA-5151P
------	------------------------------------

Date: Friday, June 12, 2009	Sheet 38 of 60
-----------------------------	----------------

PROPRIETARY NOTE: THIS SHEET OF ENGINEERING DRAWING AND SPECIFICATIONS CONTAINS CONFIDENTIAL TRADE SECRET AND OTHER PROPRIETARY INFORMATION OF DELL INC. ("DELL"). THIS DOCUMENT MAY NOT BE TRANSFERRED OR COPIED WITHOUT THE EXPRESS WRITTEN AUTHORIZATION OF DELL. IN ADDITION, NEITHER THIS SHEET NOR THE INFORMATION IT CONTAINS MAY BE USED BY OR DISCLOSED TO ANY THIRD PARTY WITHOUT DELL'S EXPRESS WRITTEN CONSENT.

Strap Name	Pin Straps description	Default
TX_PWRS_ENB	GPIO0 Transmitter Power Saving Enable 0: 50% Tx output swing for mobile mode 1: full Tx output swing (Default setting for Desktop)	0
TX_DEEMPH_EN	GPIO1 PCI Express Transmitter De-emphasis Enable 0: Tx de-emphasis disabled for mobile mode 1: Tx de-emphasis enabled (Default setting for desktop)	0
BIF_GEN2_EN	GPIO2 0= Advertises the PCI-E device as 2.5 GT/s capable at power-on 1= Advertises the PCI-E device as 5.0 GT/s capable at power-on 5.0 GT/s capability will be controlled by software	0
STRAP_BIF_CLK_PM_EN	GPIO22 Enable CLKREQ Power Management 0: CLKREQ power management capability is disabled 1: CLKREQ power management capability is enabled	0
CONFIG[2] CONFIG[1] CONFIG[0]	GPIO13 GPIO12 GPIO11 GPIO13,12,11 (config 2,1,0) a) If BIOS_ROM_EN = 1, then Config[2:0] defines the ROM type. b) If BIOS_ROM_EN = 0, then Config[2:0] defines the primary memory aperture size. memory apertures CONFIG[3:0] 128 MB 000 256 MB 001 64 MB 010	001
BIOS_ROM_EN	GPIO22 Enable external BIOS ROM device 0: Disable, 1: Enable	0
AUD[1] AUD[0]	HSYNC VSYNC 00: No audio function; 10: Audio for DisplayPort only; 01: Audio for DisplayPort and HDMI if adapter is detected; 11: Audio for both DisplayPort and HDMI	11
CCBPASS	GENERICC	0
SMS_EN_HARD	H2SYNC	0
VIP_DEVICE_STRAP_DS	V2SYNC If VIP_DEVICE_STRAP_EN is set to ?? then this pin is used to sense whether a VIP slave device is connected to the VIP Host interface. If VIP_DEVICE_STRAP_EN is set to ?? then this pin is not used as a strap at all (i.e. its value during reset is unimportant), and it can be used as a regular GPIO	0

Location	MEM_ID0	MEM_ID1	MEM_ID2	MEM_ID3
VRAM				
Samsung	0	0	0	0
HYNIX	1	0	0	0





Compal Electronics, Inc.

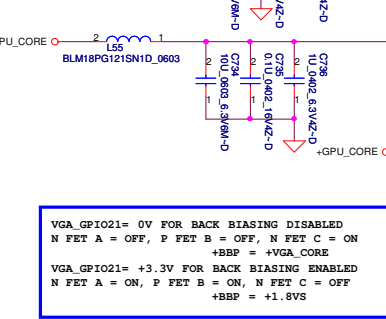
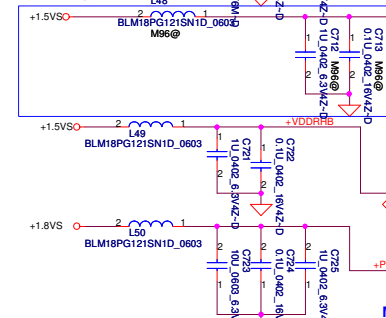
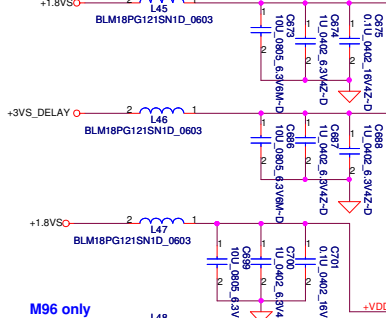
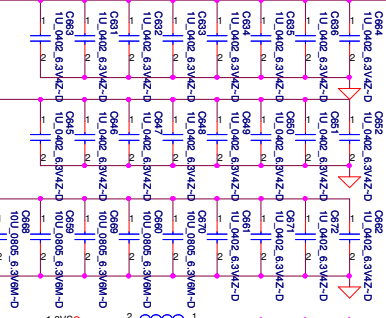
M96 MEMORY INTERFACE

Size	Document Number LA-5151P
------	------------------------------------

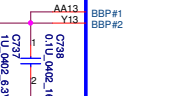
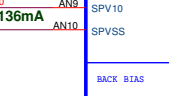
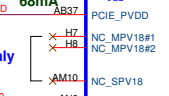
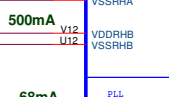
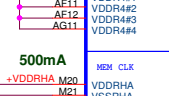
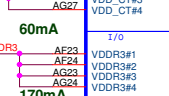

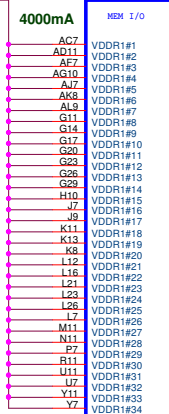
Date:	Friday, June 12, 2009	Sheet	40	of	60
-------	-----------------------	-------	----	----	----

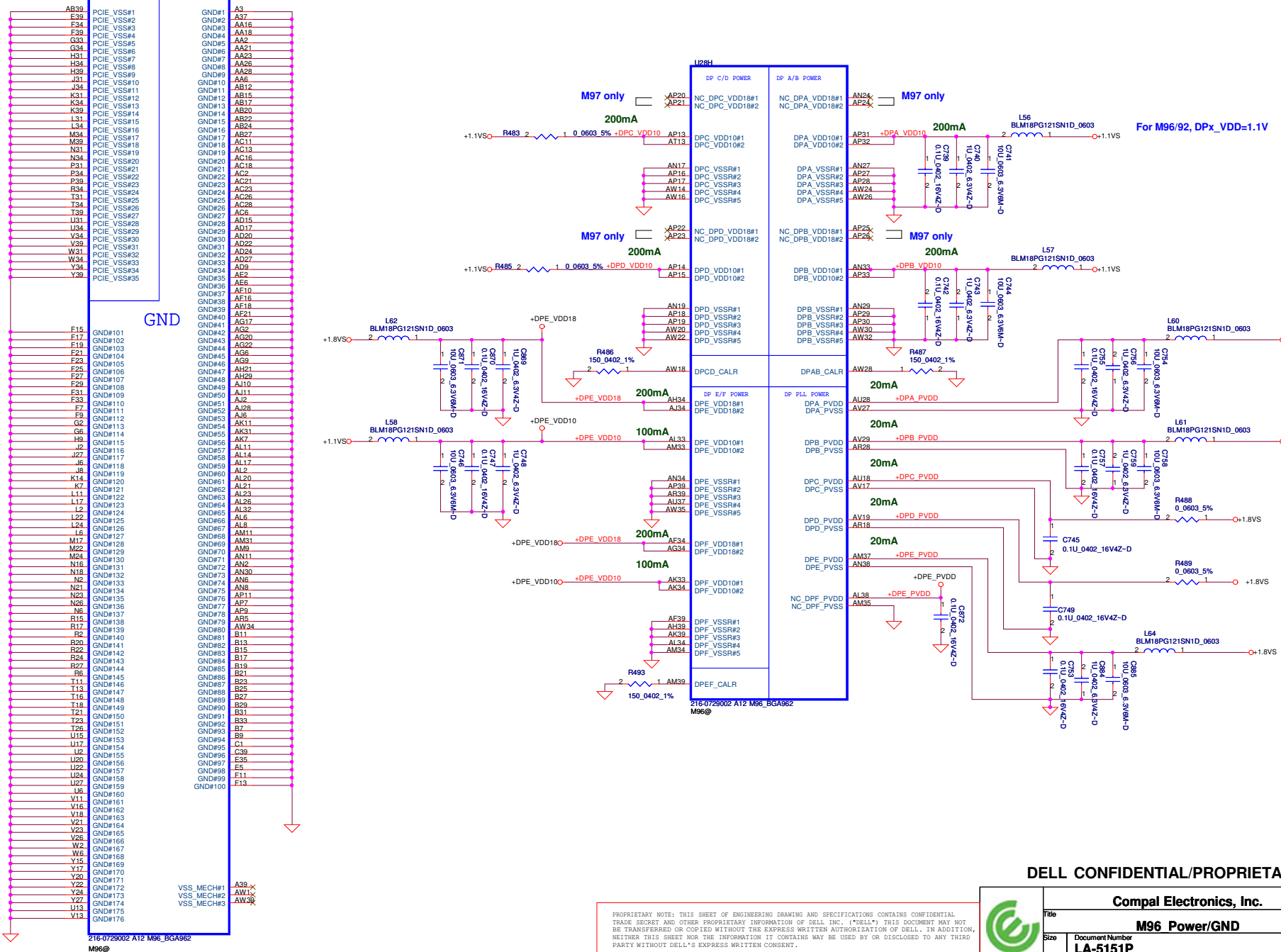
Date: Friday, June 12, 2009

Sheet 40 of 60



VGA_GPIO21= 0V FOR BACK BIASING DISABLED
N FET A = OFF, P FET B = OFF, N FET C = ON
+BBP = +VGA_CORE
VGA_GPIO21= +3.3V FOR BACK BIASING ENABLED
N FET A = ON, P FET B = ON, N FET C = OFF
+BBP = +1.8VS





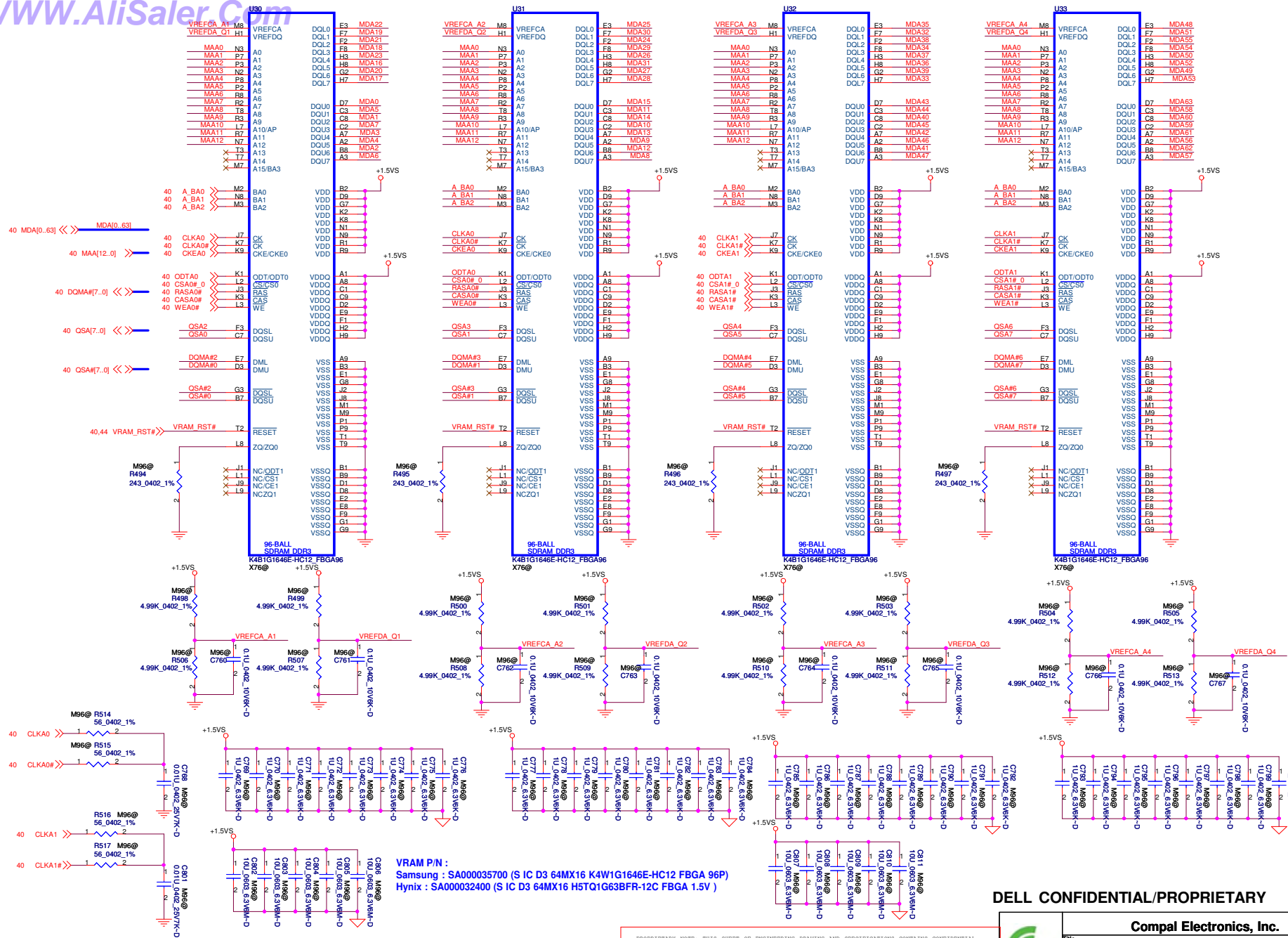
DELL CONFIDENTIAL/PROPRIETARY

Compal Electronics, Inc.

M96 Power/GND

Size	Document Number	Rev
	LA-5151P	R10 (A00)
Date:	Friday, June 12, 2009	Sheet 42 of 60

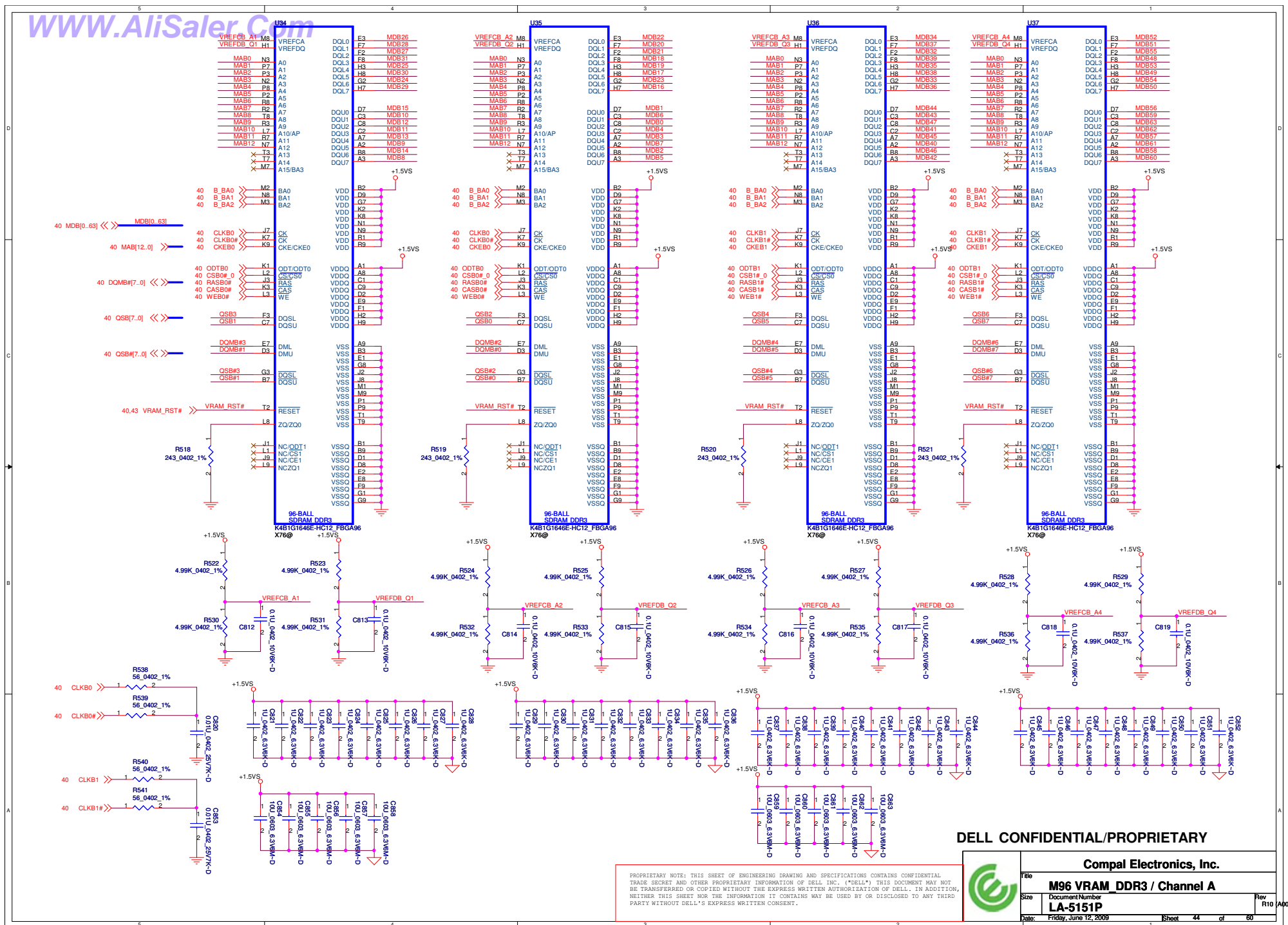
PROPRIETARY NOTE: THIS SHEET OF ENGINEERING DRAWING AND SPECIFICATIONS CONTAINS CONFIDENTIAL TRADE SECRET AND OTHER PROPRIETARY INFORMATION OF DELL INC. ("DELL"). THIS DOCUMENT MAY NOT BE TRANSFERRED OR COPIED WITHOUT THE EXPRESS WRITTEN AUTHORIZATION OF DELL. IN ADDITION NEITHER THIS SHEET NOR THE INFORMATION IT CONTAINS MAY BE USED BY OR DISCLOSED TO ANY THIRD PARTY WITHOUT DELL'S EXPRESS WRITTEN CONSENT.



DELL CONFIDENTIAL/PROPRIETARY



Compal Electronics, Inc.		
VRAM DDR3 / Channel A		
File	Document Number	Rev
LA-5151P		R10 (A00)
Date: Friday, June 12, 2009	Sheet 43 of 60	



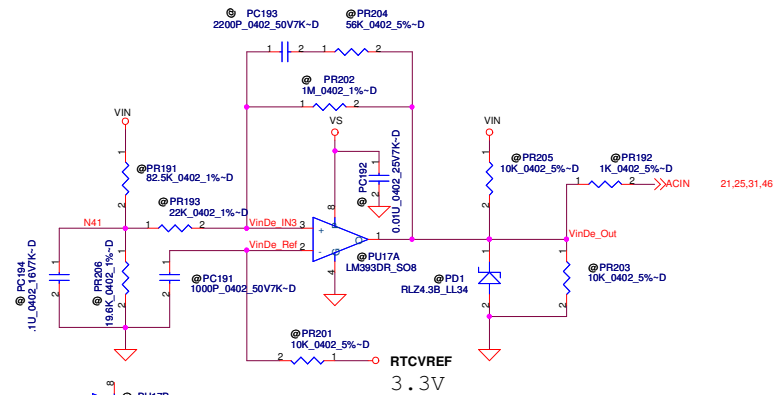
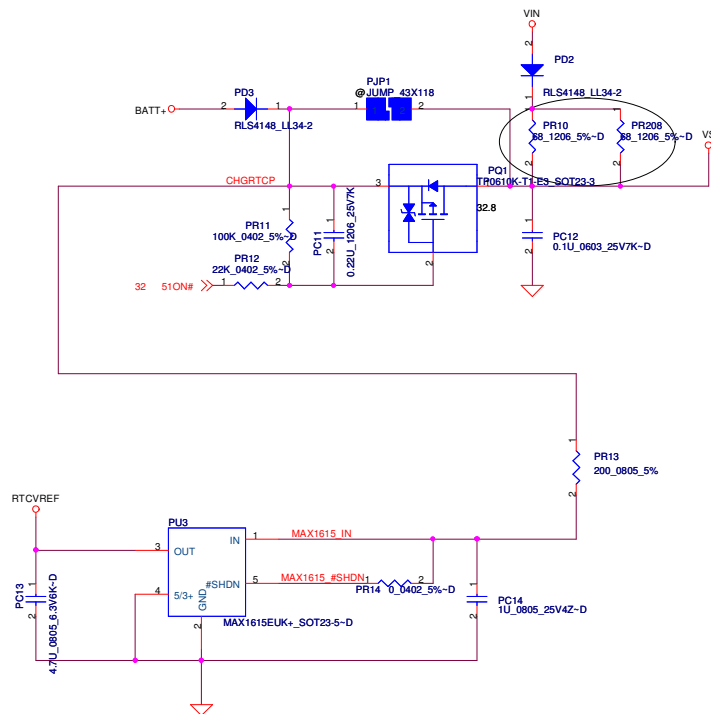
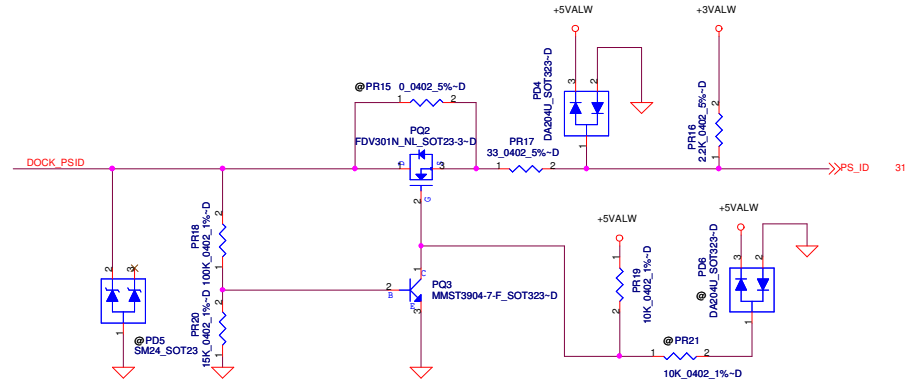
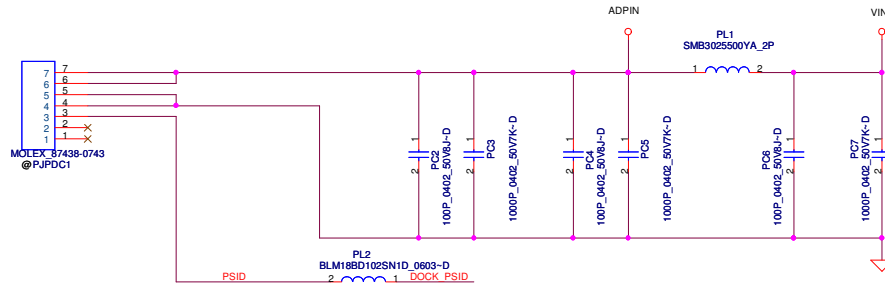
DELL CONFIDENTIAL/PROPRIETARY



Compal Electronics, Inc.

File	M96 VRAM DDR3 / Channel A		
Size	Document Number		
	LA-5151P		
Date	Friday, June 12, 2009	Sheet	44 of 60

PROPRIETARY NOTE: THIS SHEET OF ENGINEERING DRAWING AND SPECIFICATIONS CONTAINS CONFIDENTIAL TRADE SECRET AND OTHER PROPRIETARY INFORMATION OF DELL INC. ("DELL"). THIS DOCUMENT MAY NOT BE TRANSFERRED OR COPIED WITHOUT THE EXPRESS WRITTEN AUTHORIZATION OF DELL. IN ADDITION, NEITHER THIS SHEET NOR THE INFORMATION IT CONTAINS MAY BE USED BY OR DISCLOSED TO ANY THIRD PARTY WITHOUT DELL'S EXPRESS WRITTEN CONSENT.



Vin Detector

	Max.	typ.	Min.
L-->H	18.234	17.841	17.449
H-->L	17.597	17.210	16.813

DELL CONFIDENTIAL/PROPRIETARY

Compal Electronics, Inc.

SCHEMATIC,MB A5151

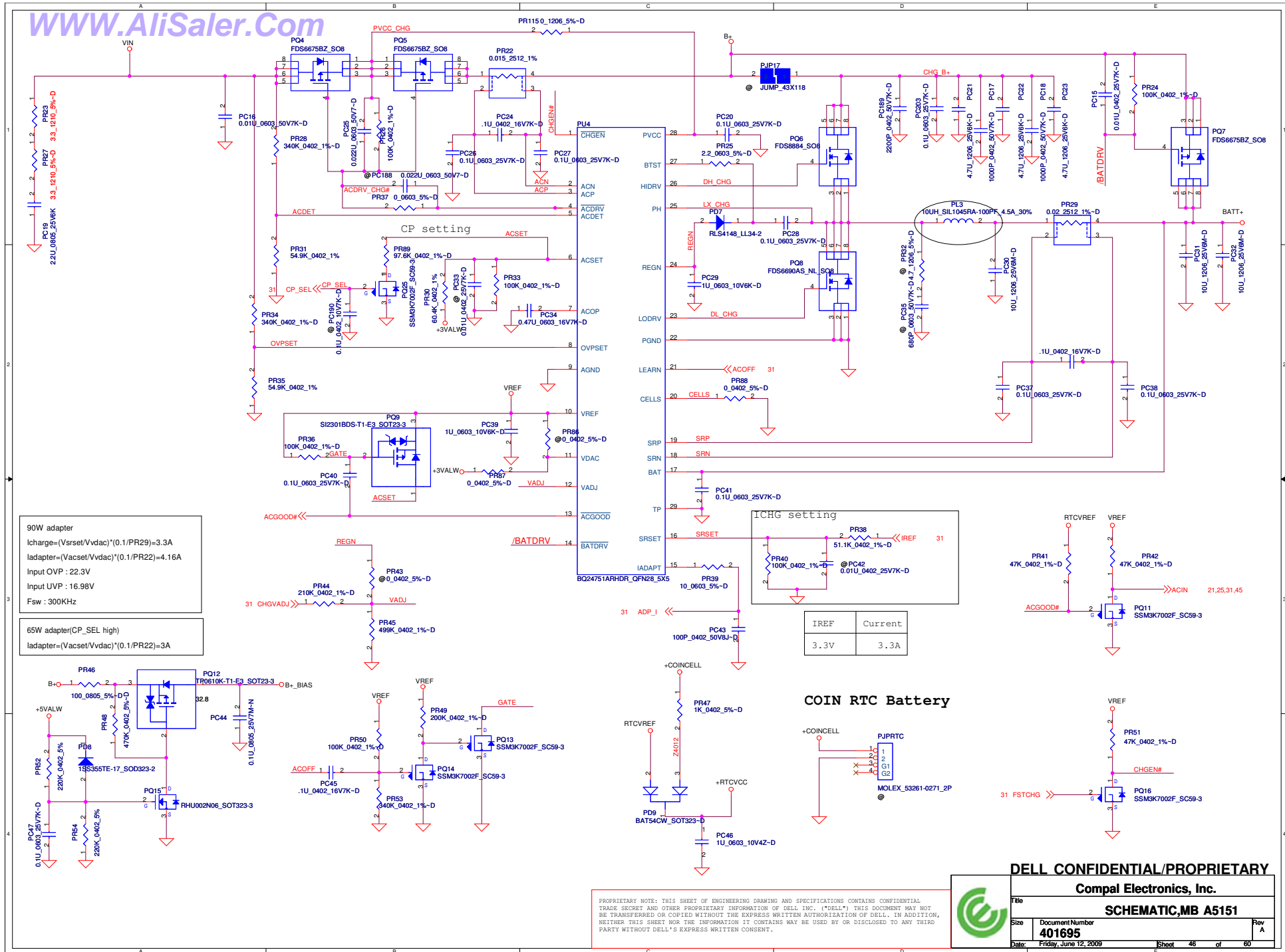
Size	Document Number 401695
------	----------------------------------

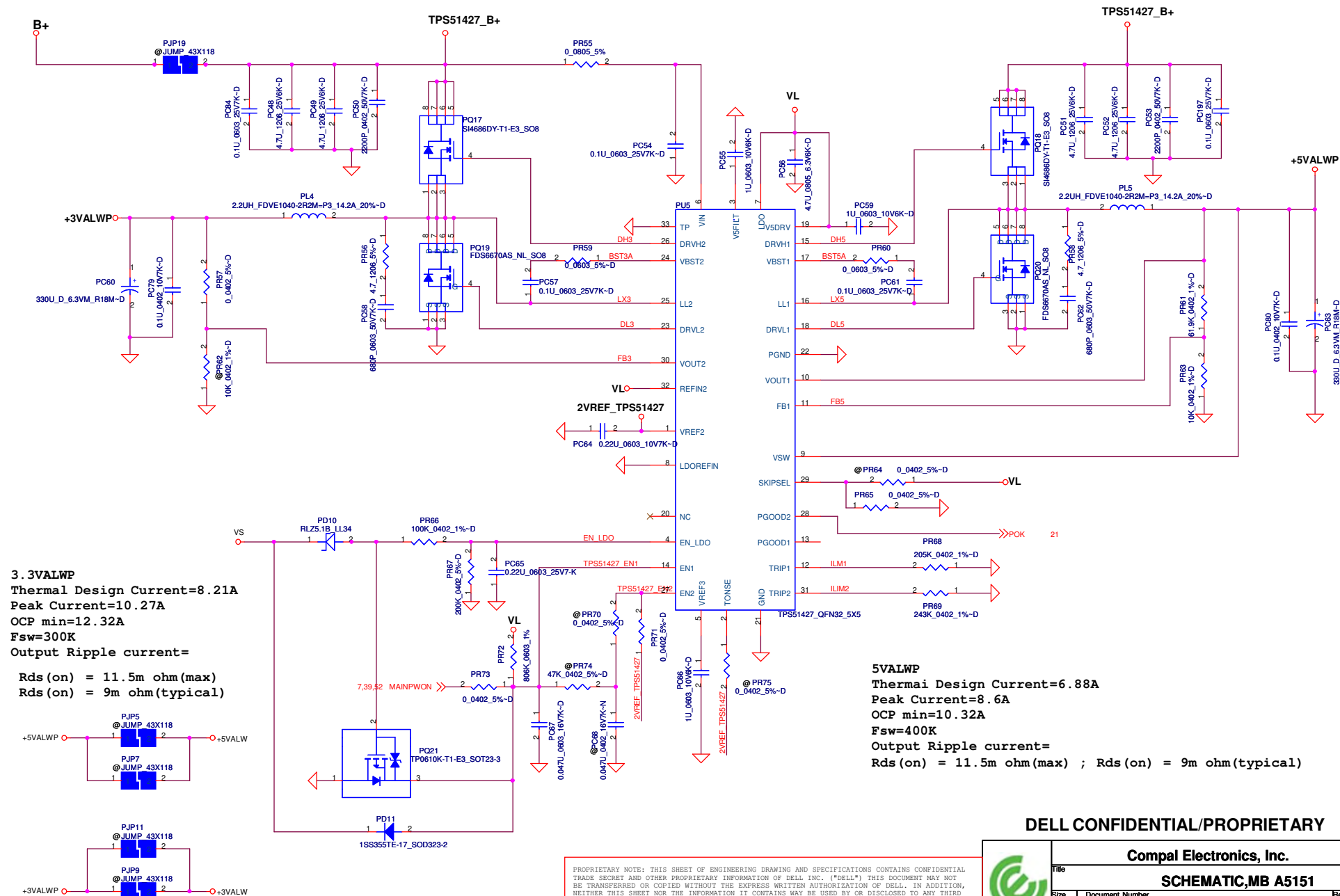
Date: Friday, June 12, 2009

Sheet 45 of 60

Rev
A

PROPRIETARY NOTE: THIS SHEET OF ENGINEERING DRAWING AND SPECIFICATIONS CONTAINS CONFIDENTIAL TRADE SECRET AND OTHER PROPRIETARY INFORMATION OF DELL INC. ("DELL"). THIS DOCUMENT MAY NOT BE TRANSFERRED OR COPIED WITHOUT THE EXPRESS WRITTEN AUTHORIZATION OF DELL. IN ADDITION, NEITHER THIS SHEET NOR THE INFORMATION IT CONTAINS MAY BE USED BY OR DISCLOSED TO ANY THIRD PARTY WITHOUT DELL'S EXPRESS WRITTEN CONSENT.





DELL CONFIDENTIAL/PROPRIETARY

Compal Electronics, Inc.

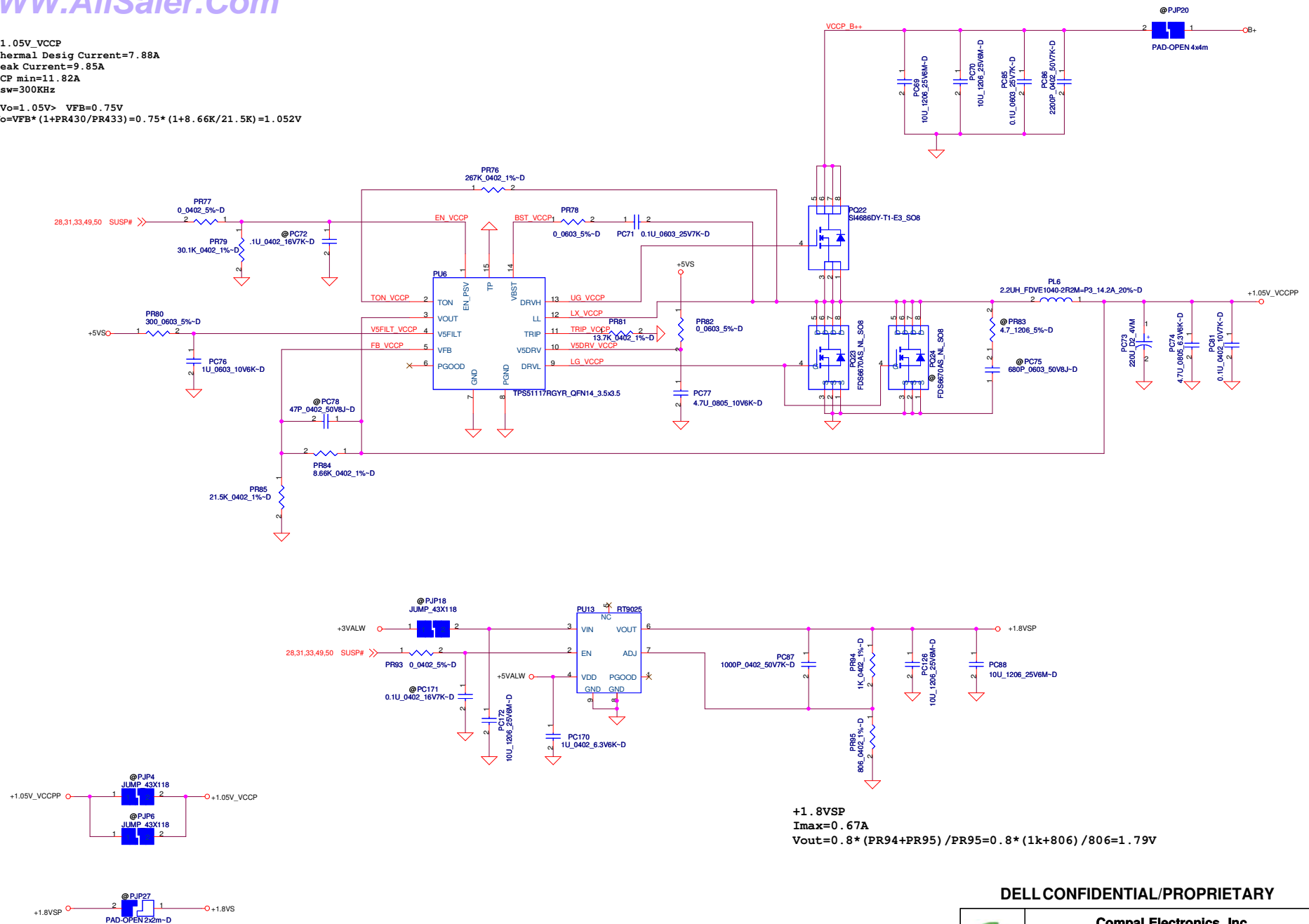
SCHEMATIC.MB A5151

Size	Document Number
	401695

Date: Friday, June 12, 2009 Sheet 47 of 6

```
+1.05V_VCCP
Thermal Desig Current=7.88A
Peak Current=9.85A
OCP min=11.82A
Fsw=300KHz

<Vo=1.05V>   VFB=0.75V
Vo=VFB*(1+PR430/PR433)=0.75*(1+8.66K/21.5K)=1.052V
```



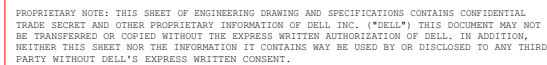
DELL CONFIDENTIAL/PROPRIETARY

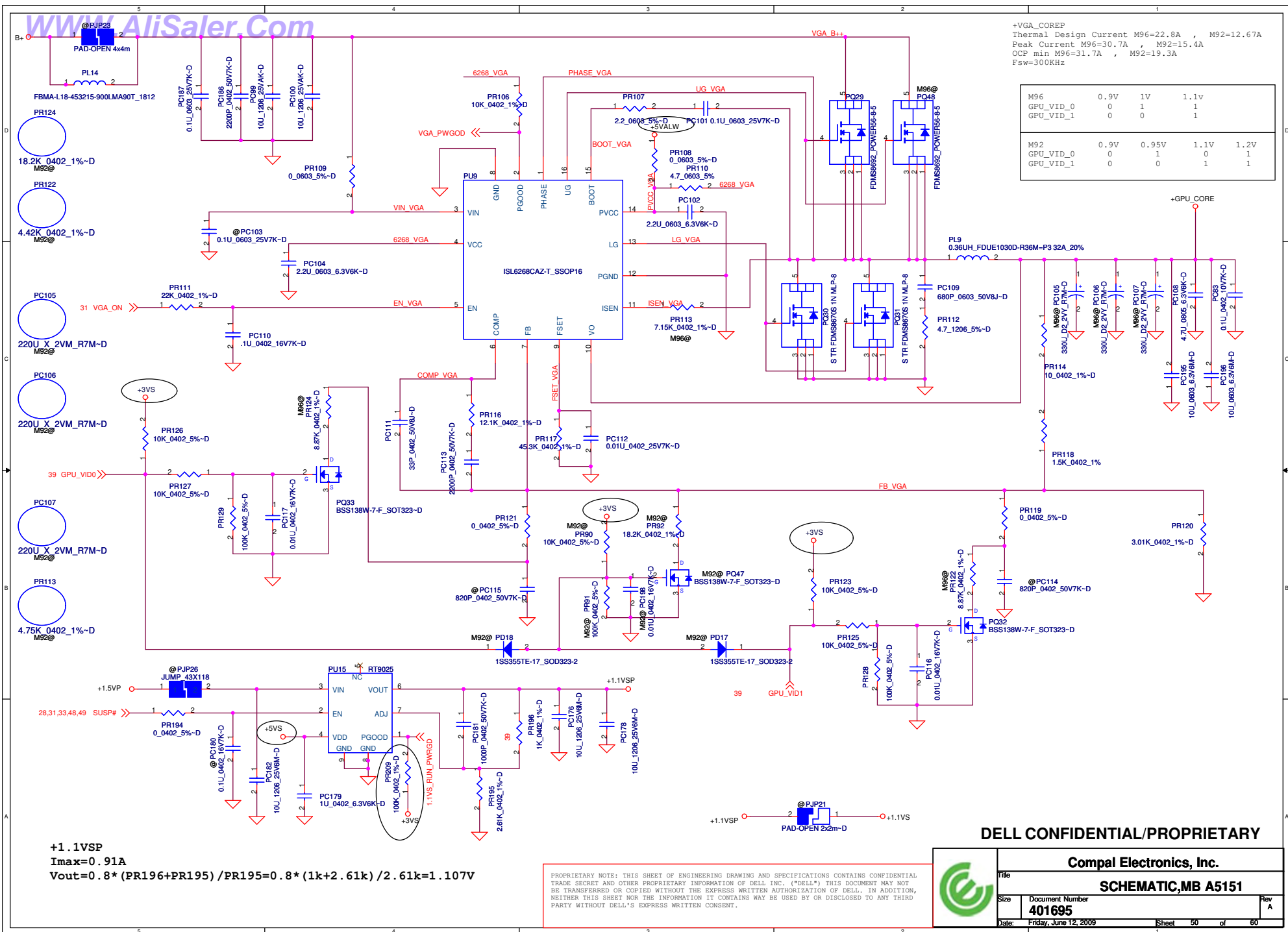
Compal Electronics, Inc.

SCHEMATIC,MB A5151

Size	Document Number	Rev
	401695	A
Date:	Friday, June 12, 2009	Sheet 48 of 60

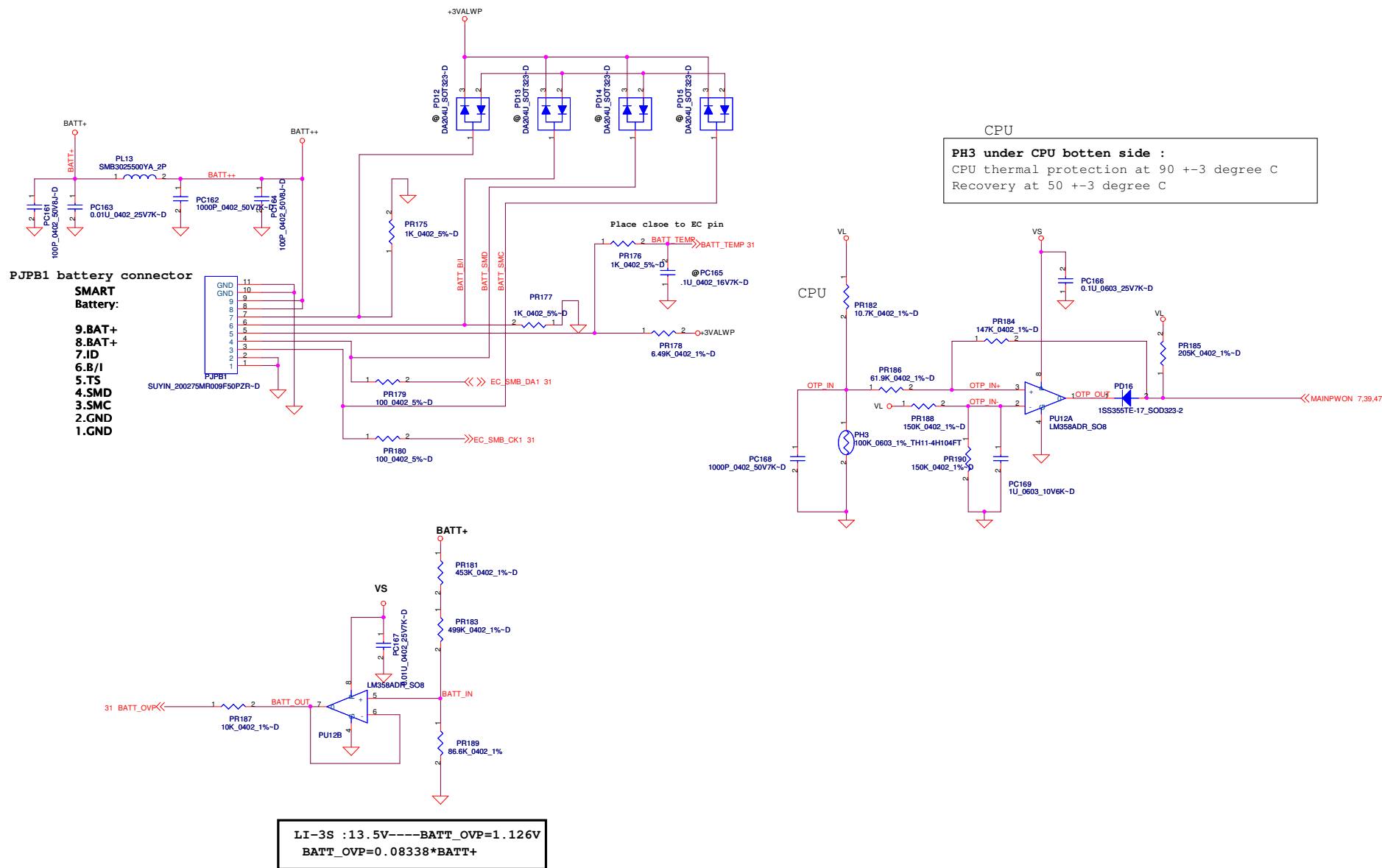
PROPRIETARY NOTE: THIS SHEET OF ENGINEERING DRAWING AND SPECIFICATIONS CONTAINS CONFIDENTIAL TRADE SECRET AND OTHER PROPRIETARY INFORMATION OF DELL INC. ("DELL") THIS DOCUMENT MAY NOT BE TRANSFERRED OR COPIED WITHOUT THE EXPRESS WRITTEN AUTHORIZATION OF DELL. IN ADDITION, NEITHER THIS SHEET NOR THE INFORMATION IT CONTAINS MAY BE USED BY OR DISCLOSED TO ANY THIRD PARTY WITHOUT DELL'S EXPRESS WRITTEN CONSENT.







Battery Connect/OTP



PROPRIETARY NOTE: THIS SHEET OF ENGINEERING DRAWING AND SPECIFICATIONS CONTAINS CONFIDENTIAL TRADE SECRET AND OTHER PROPRIETARY INFORMATION OF DELL INC. ("DELL") THIS DOCUMENT MAY NOT BE TRANSFERRED OR COPIED WITHOUT THE EXPRESS WRITTEN AUTHORIZATION OF DELL. IN ADDITION, NEITHER THIS SHEET NOR THE INFORMATION IT CONTAINS MAY BE USED BY OR DISCLOSED TO ANY THIRD PARTY WITHOUT DELL'S EXPRESS WRITTEN CONSENT.

DELL CONFIDENTIAL/PROPRIETARY			
Compal Electronics, Inc.			
File	SCHEMATIC,MB A5151		
Size	Document Number	Rev	A
	401695		
Date:	Friday, June 12, 2009	Sheet	52 of 60

Item	Page#	Title	Date	Request Owner	Issue Description	Solution Description	Rev.
01	47	+3VALWP/+5VALWP	01/22	Compal Mike	Setiing +5VALW OCP to 10.32A	Change PR68 from P/N:SD03429438L (294K +-1% 0402) to SD03424938L (249K +-1% 0402)	X01
02	47	+3VALWP/+5VALWP	01/22	Compal Mike	Setiing +3VALW OCP to 12.32A	Change PR69 from P/N: SD03424938L (249K +-1% 0402) to SD03429438L (294K +-1% 0402)	X01
03	48	+1.05V_VCCP/ +1.8VSP	01/22	Compal Mike	Setiing +1.05V_VCCP OCP to 11.82A	Change PR81 from P/N: SD03480618L (8.06K +-1% 0402) to SD03416228L (16.2K +-1% 0402)	X01
04	45	DCIN/Precharger	01/22	Compal Mike	Common circuit design modify	Change PR10 from P/N: SD00103308L (33 +-5% 1206) to SD011680A8L (68 +-5% 1206) Add PR208 SD011680A8L (68 +-5% 1206) parallel with PR10	X01
05	49	+1.5VSP/0.75VSP	01/22	Compal Mike	HW need to use +1.5VSP PGOOD signal,so need to add a pull high resister.	Add PR207 SD03410038L (100K +-1% 0402) between PU8 pin6 and PR97 pin 2.	X01
06	50	GPU_COREP/1.1VSP	01/22	Compal Mike	HW need to use +1.1VSP PGOOD signal,so need to add a pull high resister.	Add PR209 SD03410038L (100K +-1% 0402) between PU15 pin1 and +3VS.	X01
07	50	GPU_COREP/1.1VSP	02/09	Compal Mike	Change OCP setting from 20A to 25.6A	Change PR113 from P/N:SD03449910L(4.49K +-1% 0402) to SD03463418L(6.34K +-1% 0402)	X01
08	46	Charger	02/09	Compal Mike	Take off Cells selector function.	Populate PR88,take off PR37 and PQ10,change PR175 from 47K to SD02810018L(1K +-5% 0402)	X01
09	51	CPU_CORE	02/24	Compal Mike	Change CPU_CORE low-side MOSFET	Change PQ34,PQ35,PQ36,PQ37 from (SI4430BDY-T1-E3 1N SO-8) to SB00000DA00(SI4634DY-T1-E3 1N SO8)	X01
10	51	CPU_CORE	02/24	Compal Mike	HW don't need to use VR_TT# signal,so depopulate pull high resister.	Depopulate PR145 SD03449908L(499 +-1% 0402)	X01
11	51	CPU_CORE GPU_COREP	02/24	Compal Mike	Change input cap from X7R(85°C) to X6S(105°C)	Change PC99,PC100,PC123,PC124,PC125,PC133,PC134,PC135 from (10U 25V M X5R1206 H1.6) to SE153106K8L(10U 25V K X6S 1206 H1.6)	X01
12	47	+3VALWP/+5VALWP	02/24	Compal Mike	Take off Manufacturer:COMPOSTAR from PC64	Change PC64 from P/N: SE080224K8L (.22U 10V K X7R 0603) to SE080224M8L (.22U 10V K X7R 0603)	X01
13	52	BATTERY CONN	02/24	Compal Mike	Take off non-PSL Manufacturer:Panjit	Change PQ43,PQ44,PQ45,PQ46 from P/N: SB000006800 (2N7002W T/R7 1N SOT-323) to SB00000B30L (PMF3800SN 1N SC70-3)	X01
14	46	Charger	02/24	Compal Mike	Take off non-Lead Free material.	Change PR29 from P/N: SD021200D0L (S RES 1W .02 +-1% 2512) to SD000001F0L (S RES 1W .02 +-1% 2512 50PPM/C)	X01
15	50	GPU_COREP/1.1VSP	02/24	Compal Mike	Change frequence setting from 330KHz to 294KHz.	Change PR117 from SD03440228L (40.2K +-1% 0402) to SD03445328L (45.3K +-1% 0402)	X01
16	48	+3VALWP/+5VALWP +1.05V_VCCP	02/24	Compal Mike	Change choke reated current from 11A to 14.2A	Change PL4,PL5,PL6 from SH00000BQ0L (2.2UH +-20% MPLC1040L2R2 11A) to SH00000CG0L (2.2UH 20% FDVE1040-2R2M=P3 14.2A)	X01

DELL CONFIDENTIAL/PROPRIETARY

Compal Electronics, Inc.

SCHEMATIC,MB A5151



Size

Document Number
401695

Date

Friday, June 12, 2009

Sheet

53

of

60

Rev
A

PROPRIETARY NOTE: THIS SHEET OF ENGINEERING DRAWING AND SPECIFICATIONS CONTAINS CONFIDENTIAL TRADE SECRET AND OTHER PROPRIETARY INFORMATION OF DELL INC. ("DELL") THIS DOCUMENT MAY NOT BE TRANSFERRED OR COPIED WITHOUT THE EXPRESS WRITTEN AUTHORIZATION OF DELL. IN ADDITION, NEITHER THIS SHEET NOR THE INFORMATION IT CONTAINS MAY BE USED BY OR DISCLOSED TO ANY THIRD PARTY WITHOUT DELL'S EXPRESS WRITTEN CONSENT.

Item	Page#	Title	Date	Request Owner	Issue Description	Solution Description	Rev.
17	45	DCIN/Precharger	03/04	Compal Antony	Prevent diode breakdown from battery inrush current	Change PD3 from SCS00002G00 to SC11N414880	X01
18	45	DCIN/Precharger	03/04	Compal Antony	Change part number to L-end	Change PD4 part number from SC1A204U000 to SC1A204U00L	X01
19	47	+3VALWP/+5VALWP	03/04	Compal Antony	Change Rtrip resistance to meet OCP setting	Change PR68 from 249K ohm to 205K ohm	X01
20	47	+3VALWP/+5VALWP	03/04	Compal Antony	Change Rtrip resistance to meet OCP setting	Change PR69 from 294K ohm to 243K ohm	X01
21	48	+1.05V_VCCP/ +1.8VSP	03/04	Compal Antony	Change Rtrip resistance to meet OCP setting	Change PR81 from 16.2K ohm to 13.7K ohm	X01
22	49	+1.5VSP/0.75VSP	03/04	Compal Antony	Change Rtrip resistance to meet OCP setting	Change PR101 from 13.7K ohm to 8.87K ohm	X01
23	50	GPU_COREP/1.1VSP	03/04	Compal Antony	Change Rsen resistance to meet OCP setting	M96:Change PR113 from 6.35K ohm to 7.15K ohm M92:Change PR113 from 4.99K ohm to 4.75K ohm	X01
24	50	GPU_COREP/1.1VSP	03/04	Compal Antony	For better Bandwidth	Change PR116 from 13K ohm to 12.1K ohm	X01
25	50	GPU_COREP/1.1VSP	03/04	Compal Antony	Change part number to common part	Change PC113 part number from SE075222K8L to SE074222K8L	X01
26	50	GPU_COREP/1.1VSP	03/04	Compal Antony	Change output Capacitor	Change PC105、PC106、PC107 Capacitor from 220uF to 330uF	X01
27	50	GPU_COREP/1.1VSP	03/04	Compal Antony	Change VID resistance to meet setting	M92:Change PR122 from 4.53K ohm to 4.42K ohm	X01
28	50	GPU_COREP/1.1VSP	03/04	Compal Antony	Change VID resistance to meet setting	M92:Change PR124 from 17.4K ohm to 18.2K ohm	X01
29	51	CPU_CORE	03/04	Compal Antony	To avoid noise	Add PC199、PC201 0.1uF Cap to +CPU_B+	X01
30	51	CPU_CORE	03/04	Compal Antony	To avoid noise	Add PC200、PC202 2200pF Cap to +CPU_B+	X01
31	51	CPU_CORE	03/04	Compal Antony	Reserve space for load line shift control	Reserve PR194 space	X01
32	51	CPU_CORE	03/16	Compal Antony	To improve transient response	Change PC151 from 0.068uF to 0.1uF	X01

PROPRIETARY NOTE: THIS SHEET OF ENGINEERING DRAWING AND SPECIFICATIONS CONTAINS CONFIDENTIAL TRADE SECRET AND OTHER PROPRIETARY INFORMATION OF DELL INC. ("DELL") THIS DOCUMENT MAY NOT BE TRANSFERRED OR COPIED WITHOUT THE EXPRESS WRITTEN AUTHORIZATION OF DELL. IN ADDITION, NEITHER THIS SHEET NOR THE INFORMATION IT CONTAINS MAY BE USED BY OR DISCLOSED TO ANY THIRD PARTY WITHOUT DELL'S EXPRESS WRITTEN CONSENT.



DELL CONFIDENTIAL/PROPRIETARY

Compal Electronics, Inc.

Title	SCHEMATIC,MB A5151		
Size	Document Number	401695	Rev A
Date:	Friday, June 12, 2009	Sheet 54	of 60

Item	Page#	Title	Date	Request Owner	Issue Description	Solution Description	Rev.
33	51	CPU_CORE	03/16	Compal Antony	Let difference of CPU Load Line and Spec smaller than 2mV	Change PR173 from 3.57K ohm to 3.74K ohm	X01
34	52	BATTERY_CONN	03/16	Compal Antony	Disable Hardware CPU、GPU OTP circuit	Reserve PQ43、PQ44、PQ45、PQ46、PR197、PR198、PR199、PR200 space	X01
35	50	GPU_COREP/1.1VSP	03/16	Compal Antony	EMI solution	Add PL14 parallel PJP23	X01
36	50	GPU_COREP/1.1VSP	03/16	Compal Antony	EMI solution	Change PR107 from 0 ohm to 2.2 ohm	X01
37	50	GPU_COREP/1.1VSP	03/16	Compal Antony	EMI solution	Connect PC109 series PR112 from Phase node to GND	X01
38	50	GPU_COREP/1.1VSP	03/16	Compal Antony	Solve switching spike problem	Change L/S MOS PQ30、PQ31 from S08 to power-PAK	X01
39	46	Charger	03/20	Compal Antony	Change 65W CP setting from 3.3A to 3A	Change PR89 from 143K ohm to 97.6K ohm	X01
40	48	1.05V_VCCP/ 1.8VSP	03/20	Compal Antony	For phase margin improved	Add PC87 1000pF between PU13 pin6 and PU13 pin7	X01
41	48	1.05V_VCCP/ 1.8VSP	03/20	Compal Antony	For phase margin improved	Add PC126 10uF between PU13 pin6 and PU13 GND	X01
42	50	GPU_COREP/1.1VSP	03/20	Compal Antony	For phase margin improved	Add PC181 1000pF between PU15 pin6 and PU15 pin7	X01
43	50	GPU_COREP/1.1VSP	03/20	Compal Antony	For phase margin improved	Add PC176 10uF between PU15 pin6 and GND	X01
44	50	GPU_COREP/1.1VSP	04/29	Compal Antony	To promote current sustain rating	M96:Add PQ48 for GPU buck circuit	X02
45	46	Charger	05/06	Compal Antony	TI FAE request	Add PR37 0 ohm resistor between PU4 pin4 and PR26	X02
46	46	Charger	05/06	Compal Antony	slove PQ5 design margin issue	Change PQ4,PQ5,PQ7 from FDS4435 to FDS6675 (SB966750080)	X02
47	51	CPU_CORE	05/06	Compal Antony	Montavina platform design	Change PC136 from 15nF to 22nF	X02
48	46	Charger	05/06	Compal Antony	TI FAE request	Add PQ26,PD19,PD20,PC203,PR115,PR133, reserve PC25 space	X02

PROPRIETARY NOTE: THIS SHEET OF ENGINEERING DRAWING AND SPECIFICATIONS CONTAINS CONFIDENTIAL TRADE SECRET AND OTHER PROPRIETARY INFORMATION OF DELL INC. ("DELL") THIS DOCUMENT MAY NOT BE TRANSFERRED OR COPIED WITHOUT THE EXPRESS WRITTEN AUTHORIZATION OF DELL. IN ADDITION, NEITHER THIS SHEET NOR THE INFORMATION IT CONTAINS MAY BE USED BY OR DISCLOSED TO ANY THIRD PARTY WITHOUT DELL'S EXPRESS WRITTEN CONSENT.



DELL CONFIDENTIAL/PROPRIETARY

Compal Electronics, Inc.

Title SCHEMATIC,MB A5151

Size Document Number 401695

Date: Friday, June 12, 2009

Sheet 55 of 60

Rev A

PROPRIETARY NOTE: THIS SHEET OF ENGINEERING DRAWING AND SPECIFICATIONS CONTAINS CONFIDENTIAL TRADE SECRET AND OTHER PROPRIETARY INFORMATION OF DELL INC. ("DELL"). THIS DOCUMENT MAY NOT BE TRANSFERRED OR COPIED WITHOUT THE EXPRESS WRITTEN AUTHORIZATION OF DELL. IN ADDITION, NEITHER THIS SHEET NOR THE INFORMATION IT CONTAINS MAY BE USED BY OR DISCLOSED TO ANY THIRD PARTY WITHOUT DELL'S EXPRESS WRITTEN CONSENT.



DELL CONFIDENTIAL/PROPRIETARY

Compal Electronics, Inc.

Title	Author	Year	Journal	Volume	Page
...

[illegible]

Size

[illegible]

	Document Number
--	-----------------

401695

SCHEMATIC.MB A5151

er

--	--

1

Item	Page#	Title	Date	Request Owner	Issue Description	Solution Description	Rev.
1	06	Clock gen	2009/02/03	Adam_Lai	Error connection of clock gne I2C.	Correct CLK_SMBDATA connect to U1.9 , CLK_SMBCLK connect to U1.10.	Rev02 (X01)
2	26	Memo	2009/02/03	Adam_Lai	No need to using new part.	Change PN: SE020105Z8L (S CER CAP 1U 50V Z Y5V 0805 H1.25) [NA code] to SE033105Z8L (S CER CAP 1U 25V Z F(Y5V) 0805 H0.85) [AP code] Location: C889, C890, C891, C922	Rev02 (X01)
3	25	Codec	2009/02/03	Adam_Lai	Follow codec reference schematic	Correct C866 connect from R545 pin 2 to R545 pin1 Correct C865 connect from R543 pin 2 to R543 pin 1.	Rev02 (X01)
4	30	BT connector	2009/02/03	Adam_Lai		Update JBT1 conn SP01000SL0L (AP code) symbol.	Rev02 (X01)
5	30	CRT RGB EA	2009/02/09	Adam_Lai	CRT RGB signals EA failed on Rising / Falling time.	Change L31~L33 from SM01000AL00 (S SUPPRE_ CHENG-HANN MBK1608301YZF 0603) to SM01000DT0L (S SUPPRE_ MURATA BLM18BA220SN1D 0603)	Rev02 (X01)
6	35	CRT Diode	2009/02/23	Adam_Lai	CRT diode forward current is about 1Amp, need to change part to prevent damage.	Change D17 from SC1B411D010 (S DIO RB411DT146 SOT23) to SCS00002Y0L (S SCH DIO BAT1000-7-F SOT23-3)	Rev02 (X01)
7	37	Display Port (DF276959)	2009/02/23	Adam_Lai	Screen can't output to external monitor with DP under DOS mode	Update Q30B Pin3 & Pin4 connection.	Rev02 (X01)
8	32	Power share	2009/02/24	Adam_Lai	Power share didn't work.	Add power share schematic.	Rev02 (X01)
9	5	Clock gen	2009/02/24	Adam_Lai	Error connection of CLK_PCIE_WPAN & CLK_PCIE_WPAN#	Correct WPAN CLK +/- signal of U1.	
10	4	Power Rail	2009/02/25	Bill_Huang	Correct error item.	Correct +3VS, +5VS Power consumption.	Rev02 (X01)
11	10~16	MCH	2009/02/26	Dell	Follow Iris's mail on Feb25. Both DIS & UMA use GM45 MCH.	1. Change MCH from P/N: SA00002JJ2L (S IC AC82PM45 SLB97 B3 FCBGA1329 PM A311) to SA00002JT3L (S IC AC82GM45 SLB94 B3 FCBGA1329 GM) 2. Change Connect U1 pin 24, 25 (CLK_MCH_DREFCLK) & pin 28, 29 (MCH_SSCDREFCLK) to MCH pin A38,B38 & E41,F41 3. Change U1 pin 56,57 (CLK_PCIE_VGA) to U28 [Delete CLK_PCIE_WAN signals.] 4. Change U1 pin 16 (27_SEL) from 10K pull down to 10K pull high to +3VS_CK505. 5. Change U4 VCC_AXG power plane from connect to GND to +1.05V_VCCP. 6. Change U4 pin F47 (VCCA_DPLLA) & pin L48 (VCCA_DPLLB) from connect to GND to +1.05V_VCCP power plane.	Rev02 (X01)
12	35	DPST	2009/03/06	Compal	1. LCD panel need to be turned backlight under this crisis recovery mode. 2. when FN+ D is pressed during POST, the LCD will perform the LCD BIST test and boot to PSA directly	add a gate to OR VGA_PWM and EC_PWM signals	Rev02 (X01)
13	19~23	ICH	2009/02/26	Compal	Change ICH to consign P/N.	Change ICH from P/N: SA00002JH50 (S IC AF828011BM SLB8Q A3 PBGA 676P ICH9M) to SA00002G12L (S IC AF828011EM SLB8P A3 PBGA 676P)	Rev02 (X01)
14	32	Keyboard	2009/02/26	Compal	Follow latest Keyboard pin define, change connector pin define.	modify keyboard connector pin definition to fit keyboard module.	Rev02 (X01)
15	20	FFS	2009/02/26	Compal	Add FFS function	Add FFS parts in page 20	Rev02 (X01)
16	30	JCARD1	2009/02/26	Compal	1. Change JCARD1 pin 1 location to prevent cable twist. 2. Connect contact current rating is only 0.3 Ampere max.	Add +5VALW pin count from 2 to 7 pins.	Rev02 (X01)
17		Market / Capacitor	2009/03/02	Compal	Due to Janpan produce Y5V no more in the future.	change C133,C138,C144,C152,C163,C251,C255,C281,C425 from SE000009W0L to SE107475M0L	Rev02 (X01)
18	23	ICH	2009/03/06	Compal	ICH conect to ALW power rail have power wastage at S5 mode	Add MOSFET control circuit to reduce ICH power wastage at S5 mode.	Rev02 (X01)
19	24	LAN	2009/03/06	Compal	1. Prevent B+_BIAS damage Q3 2. Correct +LAN_DVDD12 power name 3. To pass LAN EMI test.	1. Add R1006 (1.5M_0402) 2. Correct C302 & C303 power source from +LAN_VDD12 to +LAN_DVDD12 3. Pop C873 - C880 , SE07168AC8L(S CER CAP 6.8P 50V C NPO 0402)	Rev02 (X01)

PROPRIETARY NOTE: THIS SHEET OF ENGINEERING DRAWING AND SPECIFICATIONS CONTAINS CONFIDENTIAL TRADE SECRET AND OTHER PROPRIETARY INFORMATION OF DELL INC. ("DELL") THIS DOCUMENT MAY NOT BE TRANSFERRED OR COPIED WITHOUT THE EXPRESS WRITTEN AUTHORIZATION OF DELL. IN ADDITION, NEITHER THIS SHEET NOR THE INFORMATION IT CONTAINS MAY BE USED BY OR DISCLOSED TO ANY THIRD PARTY WITHOUT DELL'S EXPRESS WRITTEN CONSENT.



DELL CONFIDENTIAL/PROPRIETARY

Compal Electronics, Inc.

Title	PWR PIR-1			Rev
Size	Document Number	LA-5151P		R10 (A00)
Date	Friday, June 12, 2009	Sheet	57	of 60

Item	Page#	Title	Date	Request Owner	Issue Description	Solution Description	Rev.
20	25	Audio codec	2009/03/06	Compal	1. SPK_MUTE# change to controlled by HP1_JD or HP2_JD.	1. Add U108 OR gate. 2. Change C336, C337, C349, C350 , C354, C355 from 1U_0603 to 2.2U_0805.	Rev02 (X01)
21	27	WWAN	2009/03/06	Compal	To supprot EC TX/RX debug card.	Change EC_TX_P80_DATA & EC_RX_P80_CLK connect to JWWAN1 pin 49 & 51	Rev02 (X01)
22	30	E-SATA	2009/03/06	Compal	To prevent antenna effect at E-SATA re-driver.	Delete R949, R950, R951, R952 0 ohm reserve resistors.	Rev02 (X01)
23	32	Powershare	2009/03/06	Compal		Add powershare schematic.	Rev02 (X01)
24	33	DC/DC	2009/03/06	Compal	1. To fit power budget	1a. Change U21 & U22 from DMN3030LSS-13 to SI4800BDY 1b. Change U25 SI4800BDY to Q45 SI4329DY	Rev02 (X01)
25		EMI		Compal	For EMI concern	1. Reserve 10P_0402 cap for CLK_PCI_EC / PCI_CLK / CLK_48M_ICH / CLK_14M_ICH / HDA_BITCLK_AUDIO / 2. Reserve 22P_0402 cap for SPI_CLK and place close U19. 3. Reserve U109 spread spectrum circuit for U28 graphic.	Rev02 (X01)
26		Thermal Sensor		Compal	To save EC GPIO pin count.	1. Remove U2 pin 6 (CPU_THERM_ALERT#) connect to EC. 2. Remove U38 pin6 (VGA_THERM_ALERT#) to EC.	Rev02 (X01)
27		Crystal		Compal	After fine tune crystal by vendor	1. Change C217, C864 from 12P_0402 to 15P_0402. (Y2) 2. Change C318 from 27P_0402 to 33P_0402. (Y3) 3. Change C479 & C481 from 15P_0402 to 22P_0402 (Y5)	Rev02 (X01)
28		WWAN		Compal	Due to clock gne lack of SRC output & support WWAN for USB interface only.	Remove CLK singals from clock gen & PCIE signals from ICH.	Rev02 (X01)
29		SATA HDD		Compal	SATA port 0 & Port 1 change.	Chagne SATA port 0 connect from JSATA1 to JSATA2. Chagne SATA port 1 connect from JSATA2 to JSATA1.	Rev02 (X01)
30		Screw hole		Compal	ME drawing change	1. Change H1 from H_2P3 to H_3P1 , H2 from H_2P4 to H_1P6. H5 from H_2P2 to H_3P0, H24 from H_3P2 to H_3P0. 2. Delete H13	Rev02 (X01)
1	32	Digitizer	2009/04/27	Compal	Digitizer firmware circuit update. (Set high=enable, low=disable)	1.JTCH1.3 change net name form GND to VBUS 2. VBUS pull high to +3VS via R1559.	Rev03 (X02)
2	36	HDMI	2009/04/27	Compal	HDMI EMI issue.	L73-L76 parts change to DLW21SN900HQ2L	Rev03 (X02)
3	28	Express card	2009/04/27	Compal	Express card socket type error, change to normail type, not reverse type.	JEXP1 change to TAITW_PXPXAE-000LS2ZZ4N0_NR part.	Rev03 (X02)
4	6	Clock gen	2009/04/27	Compal	VGA_CLKREQ# need to pull down	Change VGA_CLKREQ# from pull high to +3VS to GND.	Rev03 (X02)
5	31	MSEN#	2009/04/27	Compal	Support S5 Power on when CRT insert	MSEN# change from pull high to +3VS to pull high to +3VALW via R324	Rev03 (X02)
6	31	Sourcer	2009/04/27	Compal	Soucer suggest	Change C19, C21, C463, C936 fromm 10U_1206_16V4Z to 10U_0805_10V4Z.	Rev03 (X02)
7	33	DC / DC	2009/04/30	Compal	Voltage divider (7/8 VCC) on 3VS_gate	1. Change R338 to 300K ohm, Change Q50 to SI4392DY. 2. Add R340 2M_0402 connect to GND.	Rev03 (X02)
8	33	DC / DC	2009/04/30	Compal	Modify +5VALW to +5VS transfer circuit.	1. Change R338 to 300K ohm, Change Q50 to SI4392DY. 2. Add R340 2M_0402 connect to GND.	Rev03 (X02)
9	29	DFx	2009/04/30	Compal	DFx issue.	Update JESA1 footprint to FOX_3Q3813C-RB1C3B-7F_13P-T	Rev03 (X02)
10		Audio	2009/04/30	Compal	Audio EA result	Change C1507, C1508, C1529, C1530 from 270P_0603_50V8J to SE074271K8L (S CER CAP 270P 50V +-10% X7R 0402)	Rev03 (X02)
11	33	Power share	2009/04/30	Compal	USB Power share schematic for setting resistors to +3.0V and contact to GPI42, but voltage will drop to 0.5V, change GPIO pin from GPI42 to GPIO40 or system power ready (+3VALW is ready), Rb voltage will be pass for +3.0V.	exchange MSEN# & USB_DET_DELAY# GPIO pin	Rev03 (X02)
12	20	FFS	2009/05/04	Compal	original PIRQH is by USB controller used	FFS change int to PIRQ setting from PIRQH to PIRQE	Rev03 (X02)
13	41	VGA power	2009/05/04	Compal	VGA Power Transient EA test fail	Add C1533-C1545 for +CPU_CORE	Rev03 (X02)

PROPRIETARY NOTE: THIS SHEET OF ENGINEERING DRAWING AND SPECIFICATIONS CONTAINS CONFIDENTIAL TRADE SECRET AND OTHER PROPRIETARY INFORMATION OF DELL INC. ("DELL") THIS DOCUMENT MAY NOT BE TRANSFERRED OR COPIED WITHOUT THE EXPRESS WRITTEN AUTHORIZATION OF DELL. IN ADDITION, NEITHER THIS SHEET NOR THE INFORMATION IT CONTAINS MAY BE USED BY OR DISCLOSED TO ANY THIRD PARTY WITHOUT DELL'S EXPRESS WRITTEN CONSENT.



DELL CONFIDENTIAL/PROPRIETARY

Compal Electronics, Inc.

Title	PWR PIR-1			Rev
Size	Document Number	LA-5151P		R10 (A00)
Date	Friday, June 12, 2009	Sheet	58	of 60

Item	Page#	Title	Date	Request Owner	Issue Description	Solution Description	Rev.
14	7 39	OTP	2009/05/04	Compal	It may unbootable due to OTP sequence error.	Modify CPU_THERM_STP & VGA_THERM_STP# circuit.	Rev03 (X02)
15	35	LVDS	2009/05/04	Compal	Noise band on 850M & 900MHz.	Reserve C1546~C1549 5P_0402 for LVDS clock	Rev03 (X02)
16	26	Speak ESD diode	2009/05/04	Compal	Reverse ESD diode for Speaker connector. (it need high voltage rating to prevent burning)	Reserve D20, D21, change from PACDN042Y34_SOT23 to PESD24VS2UT_SOT23	Rev03 (X02)
17	29	E-SATA conn	2009/05/04	Compal	ME change	Update JESA1 Footprint to FOX_313813C-RB1C3B-7F	Rev03 (X02)
18	32	EMI for Cap sensor	2009/05/04	Compal	cap sensor EMI test result	Change L76, L77 from BLM18AG121SN1D_0603 to BLM18AG601SN1D_0603	Rev03 (X02)
19	33	Discharge circuit	2009/05/04	Compal	double discharge for +3VS (+3V_WLAN)	Delete R357, Q18 +3V_WLAN discharge circuit.	Rev03 (X02)
20	35	LVDS timing	2009/05/04	Compal	to meet LVDS +LCDVDD T1 timing in spec.	1. Change R378 from 1K to 56K 2. Change C549 from 0.047U_0402 to 0.1U_0402.	Rev03 (X02)
21	39	EMC for VGA	2009/05/04	Compal	Follow EMC team's test result	Pop U109 SS circuit on	Rev03 (X02)
22	41	VGA Power Transient	2009/05/04	Compal	VGA Power Transient EA test fail	Follow CRB, more add 13pcs 1U_0402 cap on.	Rev03 (X02)
23	25	Audio Codec	2009/05/05	Compal	Change EAPD# pull up to +3VALW	Change R1549, U46.5. U47.5 connect to +3VALW	Rev03 (X02)
24	25	E-SATA	2009/05/05	Compal	Change E-SATA output swing control to 1.2X	1. Depop R958, R959, 2. Change R953 from 470 ohm to 390 ohm	Rev03 (X02)
25	35	LVDS	2009/05/05	Compal	To prevent flash light when AC or Battery in.	Add a MOSFET control circuit for LVDS converter power.	Rev03 (X02)
26	39	VGA thermal	2009/05/05	Compal	Gfx thermal sensor should be ADM1032ARMZ-1(108 degree C)	Change U38 from ADM1032ARMZ-2REEL to ADM1032ARMZ-1	Rev03 (X02)
27	23	ICH9M(5/5)_POWER&GND	2009/05/06	COMPAL	Modify +3VALW_S5_ICH circuit.	R972 form 470Kohm change to 300Kohm. R973 form 1.5Mohm change to 2M ohm.	Rev03 (X02)
28	35	VGA / LVDS	2009/05/06	COMPAL	Modify Keyboard back light circuit.	R928 form 470Kohm change to 300Kohm. R931 form 1.5Mohm change to 2M ohm.	Rev03 (X02)
1	39	VGA spread spectrum	2009/06/03	COMPAL	Schemaitc design mistake	Chagne R1558 from SD028220280 (S RES 1/16W 22K +-5% 0402) to SD028220A80 (S RES 1/16W 22 +-5% 0402)	Rev1.0 (A00)
2	32	ESD diode	2009/06/03	COMPAL	Be use PSL ESD diode.	Chagne D48, D49 from SCA00000A00 (S ZEN ROW PJDLC05 3P C/A SOT23) to SCA00000J0L (S ZEN ROW PESD5V2S2UT 3P C/A SOT23 ESD)	Rev1.0 (A00)
3	26	Cap ship schedule	2009/06/03	COMPAL	SE00000NZOL , current shipping schedule is still very bad, will be ETA in July	Chagne C901, C902, C903, C916, C918, C977 from SE00000NZOL (S CER CAP 22U 25V K X7R 1210 H2.5) to SE00000GF8L (S CER CAP 22U 25V K X5R 1210 H2.5)	Rev1.0 (A00)
4	26	Gain setting	2009/06/03	COMPAL	gain setting, Is Sat: 13dB, (Sub:20dB)the final suggestion from JBL	1. Change R901,R902,R906,R907 from 280K_0402 to 182K_0402 2. Change R900 & R905 from 43.2K_0402 to 11K_0402 3. Change R904 & R909 from 16.9K_0402 to 17.8K_0402 4. Change R903 & R908 from 25.5K_0402 to 16.5K_0402 5. Change C908 & C912 from 0.22U_0402_106K to 0.1U_0402_10V6K.	Rev1.0 (A00)
5	29	E-SATA re-driver	2009/06/03	COMPAL	E-SATA connector not support detect pin.	Depop Q48 for E-SATA re-driver power saving.	Rev1.0 (A00)
6	25	TV turner	2009/06/03	COMPAL	in order to pass AVerMedia TV turner S2a testing	Change C343, C344, C356, C357 from 100P_0402_50V&J to 1000P_0402_50V7K	Rev1.0 (A00)
7	29	E-SATA re-driver	2009/06/03	COMPAL	1. They are P2P part with exactly same setting and function 2. PI2EQX3201BLZFE remove some redundant circuit in PI2EQX3201BLZFE that will not be used in NB application 3. The OOB signal margin of PI2EQX3201BLZFE is little bit higher than PI2EQX3201BZFE against different kinds of HD and design 4. 3201B and 3201BL are qualified on Dell commercial model (Roush, Roush-refresh) in Compal, and now Roush-refresh project already made transition to 3201BL.	1. Chagne U40 from SA00002D80L (S IC PI2EQX3201BZFEX TQFN 36P) to SA00002YQ0L (S IC PI2EQX3201BLZFEX TQFN 36P) 2. Depop R969, R970	Rev1.0 (A00)

DELL CONFIDENTIAL/PROPRIETARY

Compal Electronics, Inc.

PWR PIR-1

LA-5151P

Friday, June 12, 2009

Sheet 59 of 60

Rev R10 (A00)

PROPRIETARY NOTE: THIS SHEET OF ENGINEERING DRAWING AND SPECIFICATIONS CONTAINS CONFIDENTIAL TRADE SECRET AND OTHER PROPRIETARY INFORMATION OF DELL INC. ("DELL") THIS DOCUMENT MAY NOT BE TRANSFERRED OR COPIED WITHOUT THE EXPRESS WRITTEN AUTHORIZATION OF DELL. IN ADDITION, NEITHER THIS SHEET NOR THE INFORMATION IT CONTAINS MAY BE USED BY OR DISCLOSED TO ANY THIRD PARTY WITHOUT DELL'S EXPRESS WRITTEN CONSENT.

Item	Page#	Title	Date	Request Owner	Issue Description	Solution Description	Rev.
8		0 ohm resisotrs	2009/06/08	Compal	Schematic confirm ready, save 0 ohm resistors and then short the signals directly.	"short parts of 1.(Page06)R2, R3, R4, R5, R6, R7 ,R8 ,R9 ,R10 ,R11 ,R12 ,R42 ,R43 ,R16 ,R17 ,R18, R19, R21, R23, R26, R28, R31, R33, R35, R37, R39, R40, R14, R15, 2. (Page11) R99, R94, 3. (Page17) R134, 4. (Page18) R137, 5. (Page21) R203, R220 6. (Page20) R1004 6. (Page24) R884,R235,R942, 7. (Page25) R247, R248 8. (Page27) R285, R911, R912, R913, R914, R1010, R1011, , R919, R920, R915, R916, R917, R922, R923, R924, R925, R291, R918, R921, 9. (Page28) R294, R298, R295, R296, R292, R293, 10. (Page30) R297, R299, 11. (Page32) R1559, 12. (Page35) R374, R375 13. (Page36) R401 14. (Page37) R411, R412, R418	Rev10 (A00)
9	25	Beep sound	2009/06/08	Compal	To support unboot beep sound, need add back EAPD# pull high resistor.	Pop R1549.	Rev10 (A00)
10	26	po sound noise	2009/06/08	Compal	to reduce po sound noise of speaker.	Add D51, R1567, and C1553 circuit.	Rev10 (A00)
11	39	VGA thermal sensor	2009/06/08	Compal	Both ADM1032ARMZ-1 to ADM1032ARMZ-2REEL could work between 0~120 degree C, the only difference is the default THERM# temperature. (ADM1032ARMZ-1 default 108 degree, ADM1032ARMZ-2REEL default 85) , but Poltier has programming the thermal table.	Change U38 back from ADM1032ARMZ-1 to ADM1032ARMZ-2REEL	Rev10 (A00)
12	41	VGA power transient	2009/06/10	Compal	M96 VGA Power Transient over -8% spec.	1. Add C1554, C1555, C1556 47U_0805 caps. 2. Modify C719, C720 flom 10U_0805 to 47U_0805 3. Delete C1543, C1534, C694, C693, C692, C679, C680, C682 1u_0402 caps.	Rev10 (A00)

DELL CONFIDENTIAL/PROPRIETARY

PROPRIETARY NOTE: THIS SHEET OF ENGINEERING DRAWING AND SPECIFICATIONS CONTAINS CONFIDENTIAL TRADE SECRET AND OTHER PROPRIETARY INFORMATION OF DELL INC. ("DELL") THIS DOCUMENT MAY NOT BE TRANSFERRED OR COPIED WITHOUT THE EXPRESS WRITTEN AUTHORIZATION OF DELL. IN ADDITION NEITHER THIS SHEET NOR THE INFORMATION IT CONTAINS MAY BE USED BY OR DISCLOSED TO ANY THIRD PARTY WITHOUT DELL'S EXPRESS WRITTEN CONSENT.



DELL CONFIDENTIAL/PROPRIETARY

Compal Electronics, Inc.

Title	PWR PIR-1
-------	-----------

Size	Document Number	Rev
	LA 5151D	R10 / A00