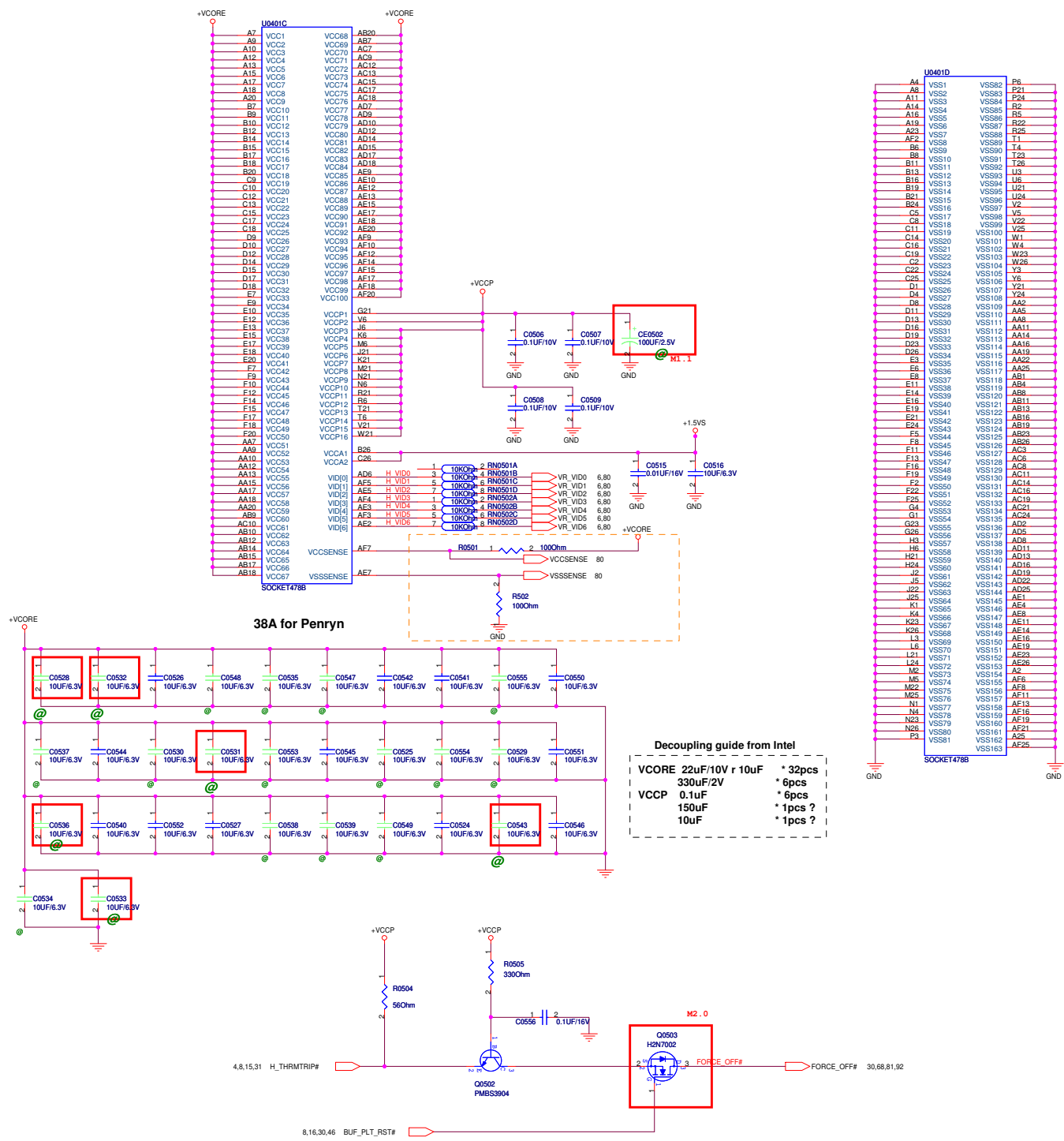
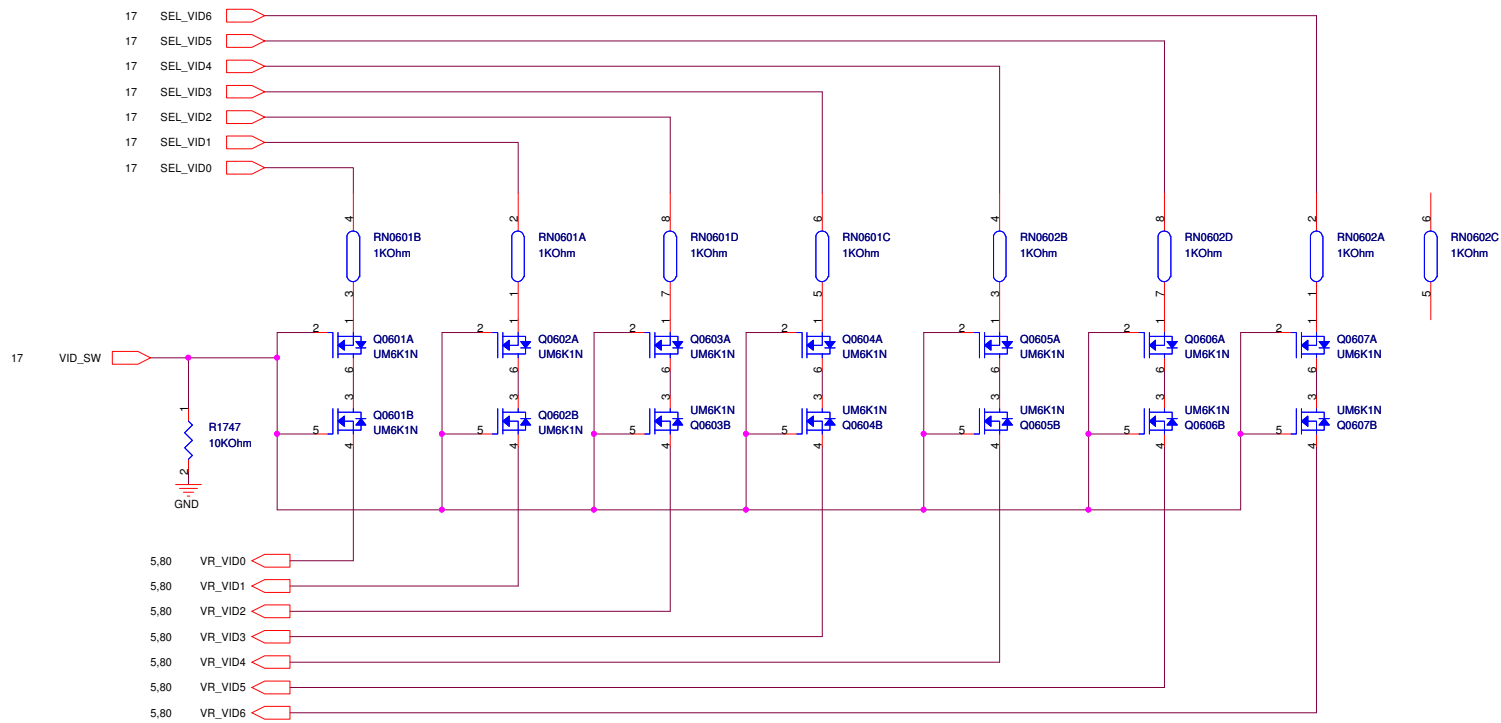


5				4				3				2				1			
GPIO3 Internal Pull High, Go Low= Flash Descriptor Security will be Overriden																			
INT PU*: PU or PD in special time																			







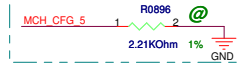
<Variant Name>

ASUS		Title : Schematic page name	
ASUSTek COMPUTER INC		Engineer: N/A	
Size	Project Name		Rev
Custom	K40IJ/K50IJ		1.1
Date: Monday, March 09, 2009		Sheet	6 of 96

GMCH Strapping

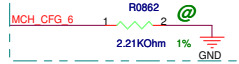
CFG5 : DMI Strap

0 = DMI x2
1 = DMI x4 (D)



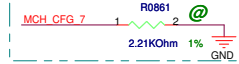
CFG6: iTMP

0 = Enabled
1 = Disabled (D)



CFG7: ME TLS

0 = ME TLS with no confidentiality
1 = ME TLS with confidentiality (D)



CFG9 : PCIE Graphic Lane

0 = Reverse Lane
1 = Normal Operation (D)



CFG10 : PCIE Loopback enable

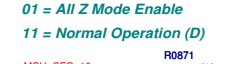
CFG13:12 : GMCH Test Mode

0 = Enabled
1 = Disabled (D)



CFG13:12 : GMCH Test Mode

00 = Reserved
10 = XOR Mode Enable
01 = All Z Mode Enable
11 = Normal Operation (D)



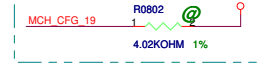
CFG16 : FSB Dynamic ODT

0 = Dynamic ODT Disable
1 = Dynamic ODT Enable (D)



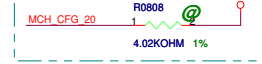
CFG19 : DMI Lane Reversal

0 = Normal Operation (D)
1 = Lanes Reversed



CFG20 : Concurrent SDVO / PCie

0 = Only one is operational (D)
1 = operate simultaneous




SDVO_CTRL_DATA : SDVO/iHDMI/DP Interface Present

0 = SDVO/iHDMI/DP Disabled (D)
1 = SDVO/iHDMI/DP Enabled



DDPC_CTRL_DATA : SDVO/iHDMI/DP Device Present

0 = No SDVO/iHDMI/DP (D)
1 = SDVO/iHDMI/DP Present

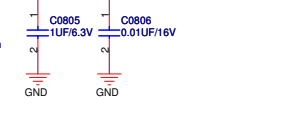
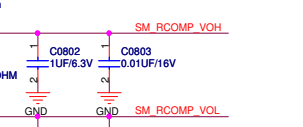
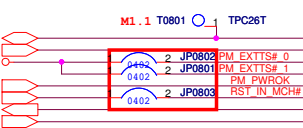


Only one of the CFG10/CFG12/CFG13 DDPC_CTRL_DATA & SDVO_CTRL_DATA straps can be enabled at any time. should both be high to enable Display Port.

BCLK	FSB	BSEL2	BSEL1	BSEL0
266	1066	L	L	L
166	667	L	H	H
200	800	L	H	L

39 MCH_BSEL0
39 MCH_BSEL1
39 MCH_BSEL2

MCH_CFG_5
MCH_CFG_6
MCH_CFG_7
MCH_CFG_9
MCH_CFG_10
MCH_CFG_12
MCH_CFG_13
MCH_CFG_16
MCH_CFG_19
MCH_CFG_20



U0701B

M36
N36
R33
T33
AH9
AH10
AH12
K12
AL44
AK34
AN35
AK35
T24

B31
AJ6
M1
AY21

A47
BG23
BF23
BH18
BF18

CFG_0
CFG_1
CFG_2
CFG_3
CFG_4
CFG_5
CFG_6
CFG_7
CFG_8
CFG_9
CFG_10
CFG_11
CFG_12
CFG_13
CFG_14
CFG_15
CFG_16
CFG_17
CFG_18
CFG_19
CFG_20

MCH_CFG_5
MCH_CFG_6
MCH_CFG_7
MCH_CFG_9
MCH_CFG_10
MCH_CFG_12
MCH_CFG_13
MCH_CFG_16
MCH_CFG_19
MCH_CFG_20

PM_SYNC#
PM_DPRSTP#
PM_EXT_TSP_0
PM_EXT_TSP_1
PM_PWROK
RST_IN_MCH#
THERMTRIP#
DPRSLPVR

NC_1
NC_2
NC_3
NC_4
NC_5
NC_6
NC_7
NC_8
NC_9
NC_10
NC_11
NC_12
NC_13
NC_14
NC_15
NC_16
NC_17
NC_18
NC_19
NC_20
NC_21
NC_22
NC_23
NC_24
NC_25

HDA_BCLK
HDA_RST#
HDA_SD#
HDA_SDO
HDA_SYNC

SLB95

SLB95

RSVD

RSVD1
RSVD2
RSVD3
RSVD4
RSVD5
RSVD6
RSVD7
RSVD8
RSVD9
RSVD10
RSVD11
RSVD12
RSVD13
RSVD14
RSVD15
RSVD16
RSVD17
RSVD18
RSVD19

RSVD1
RSVD2
RSVD3
RSVD4
RSVD5
RSVD6
RSVD7
RSVD8
RSVD9
RSVD10
RSVD11
RSVD12
RSVD13
RSVD14
RSVD15
RSVD16
RSVD17
RSVD18
RSVD19

RSVD1
RSVD2
RSVD3
RSVD4
RSVD5
RSVD6
RSVD7
RSVD8
RSVD9
RSVD10
RSVD11
RSVD12
RSVD13
RSVD14
RSVD15
RSVD16
RSVD17
RSVD18
RSVD19

RSVD1
RSVD2
RSVD3
RSVD4
RSVD5
RSVD6
RSVD7
RSVD8
RSVD9
RSVD10
RSVD11
RSVD12
RSVD13
RSVD14
RSVD15
RSVD16
RSVD17
RSVD18
RSVD19

RSVD1
RSVD2
RSVD3
RSVD4
RSVD5
RSVD6
RSVD7
RSVD8
RSVD9
RSVD10
RSVD11
RSVD12
RSVD13
RSVD14
RSVD15
RSVD16
RSVD17
RSVD18
RSVD19

RSVD1
RSVD2
RSVD3
RSVD4
RSVD5
RSVD6
RSVD7
RSVD8
RSVD9
RSVD10
RSVD11
RSVD12
RSVD13
RSVD14
RSVD15
RSVD16
RSVD17
RSVD18
RSVD19

RSVD1
RSVD2
RSVD3
RSVD4
RSVD5
RSVD6
RSVD7
RSVD8
RSVD9
RSVD10
RSVD11
RSVD12
RSVD13
RSVD14
RSVD15
RSVD16
RSVD17
RSVD18
RSVD19

RSVD1
RSVD2
RSVD3
RSVD4
RSVD5
RSVD6
RSVD7
RSVD8
RSVD9
RSVD10
RSVD11
RSVD12
RSVD13
RSVD14
RSVD15
RSVD16
RSVD17
RSVD18
RSVD19

DDR

SA_CLK_0
SA_CLK_1
SB_CLK_0
SB_CLK_1
SA_CLK#_0
SA_CLK#_1
SB_CLK#_0
SB_CLK#_1
SA_CKE_0
SA_CKE_1
SB_CKE_0
SB_CKE_1
SA_CS#_0
SA_CS#_1
SB_CS#_0
SB_CS#_1
SA_ODT_0
SA_ODT_1
SB_ODT_0
SB_ODT_1
SM_RCOMP
SM_RCOMP#
SM_RCOMP#_VOH
SM_RCOMP#_VOL
SM_VREF
SM_PWROK
SM_REXT
SM_DRAMRST#

SA_CLK_0
SA_CLK_1
SB_CLK_0
SB_CLK_1
SA_CLK#_0
SA_CLK#_1
SB_CLK#_0
SB_CLK#_1
SA_CKE_0
SA_CKE_1
SB_CKE_0
SB_CKE_1
SA_CS#_0
SA_CS#_1
SB_CS#_0
SB_CS#_1
SA_ODT_0
SA_ODT_1
SB_ODT_0
SB_ODT_1
SM_RCOMP
SM_RCOMP#
SM_RCOMP#_VOH
SM_RCOMP#_VOL
SM_VREF
SM_PWROK
SM_REXT
SM_DRAMRST#

SA_CLK_0
SA_CLK_1
SB_CLK_0
SB_CLK_1
SA_CLK#_0
SA_CLK#_1
SB_CLK#_0
SB_CLK#_1
SA_CKE_0
SA_CKE_1
SB_CKE_0
SB_CKE_1
SA_CS#_0
SA_CS#_1
SB_CS#_0
SB_CS#_1
SA_ODT_0
SA_ODT_1
SB_ODT_0
SB_ODT_1
SM_RCOMP
SM_RCOMP#
SM_RCOMP#_VOH
SM_RCOMP#_VOL
SM_VREF
SM_PWROK
SM_REXT
SM_DRAMRST#

SA_CLK_0
SA_CLK_1
SB_CLK_0
SB_CLK_1
SA_CLK#_0
SA_CLK#_1
SB_CLK#_0
SB_CLK#_1
SA_CKE_0
SA_CKE_1
SB_CKE_0
SB_CKE_1
SA_CS#_0
SA_CS#_1
SB_CS#_0
SB_CS#_1
SA_ODT_0
SA_ODT_1
SB_ODT_0
SB_ODT_1
SM_RCOMP
SM_RCOMP#
SM_RCOMP#_VOH
SM_RCOMP#_VOL
SM_VREF
SM_PWROK
SM_REXT
SM_DRAMRST#

SA_CLK_0
SA_CLK_1
SB_CLK_0
SB_CLK_1
SA_CLK#_0
SA_CLK#_1
SB_CLK#_0
SB_CLK#_1
SA_CKE_0
SA_CKE_1
SB_CKE_0
SB_CKE_1
SA_CS#_0
SA_CS#_1
SB_CS#_0
SB_CS#_1
SA_ODT_0
SA_ODT_1
SB_ODT_0
SB_ODT_1
SM_RCOMP
SM_RCOMP#
SM_RCOMP#_VOH
SM_RCOMP#_VOL
SM_VREF
SM_PWROK
SM_REXT
SM_DRAMRST#

SA_CLK_0
SA_CLK_1
SB_CLK_0
SB_CLK_1
SA_CLK#_0
SA_CLK#_1
SB_CLK#_0
SB_CLK#_1
SA_CKE_0
SA_CKE_1
SB_CKE_0
SB_CKE_1
SA_CS#_0
SA_CS#_1
SB_CS#_0
SB_CS#_1
SA_ODT_0
SA_ODT_1
SB_ODT_0
SB_ODT_1
SM_RCOMP
SM_RCOMP#
SM_RCOMP#_VOH
SM_RCOMP#_VOL
SM_VREF
SM_PWROK
SM_REXT
SM_DRAMRST#

SA_CLK_0
SA_CLK_1
SB_CLK_0
SB_CLK_1
SA_CLK#_0
SA_CLK#_1
SB_CLK#_0
SB_CLK#_1
SA_CKE_0
SA_CKE_1
SB_CKE_0
SB_CKE_1
SA_CS#_0
SA_CS#_1
SB_CS#_0
SB_CS#_1
SA_ODT_0
SA_ODT_1
SB_ODT_0
SB_ODT_1
SM_RCOMP
SM_RCOMP#
SM_RCOMP#_VOH
SM_RCOMP#_VOL
SM_VREF
SM_PWROK
SM_REXT
SM_DRAMRST#

SA_CLK_0
SA_CLK_1
SB_CLK_0
SB_CLK_1
SA_CLK#_0
SA_CLK#_1
SB_CLK#_0
SB_CLK#_1
SA_CKE_0
SA_CKE_1
SB_CKE_0
SB_CKE_1
SA_CS#_0
SA_CS#_1
SB_CS#_0
SB_CS#_1
SA_ODT_0
SA_ODT_1
SB_ODT_0
SB_ODT_1
SM_RCOMP
SM_RCOMP#
SM_RCOMP#_VOH
SM_RCOMP#_VOL
SM_VREF
SM_PWROK
SM_REXT
SM_DRAMRST#

CLK

AP24
AT21
AR24
AR21
AU24
AU20
AR24
AR21
AU24
AU20
BC28
AY28
AY36
BB36
BA17
AY16
AY16
AR13
BD17
AY17
BE15
AY13
BG22
BH21
BE28
BH28
AV42
AR36
BE17
BC36
R38
A38
E41
F41
F43
E43
PEG_CLK
PEG_CLK#

AP24
AT21
AR24
AR21
AU24
AU20
AR24
AR21
AU24
AU20
BC28
AY28
AY36
BB36
BA17
AY16
AY16
AR13
BD17
AY17
BE15
AY13
BG22
BH21
BE28
BH28
AV42
AR36
BE17
BC36
R38
A38
E41
F41
F43
E43
PEG_CLK
PEG_CLK#

AP24
AT21
AR24
AR21
AU24
AU20
AR24
AR21
AU24
AU20
BC28
AY28
AY36
BB36
BA17
AY16
AY16
AR13
BD17
AY17
BE15
AY13
BG22
BH21
BE28
BH28
AV42
AR36
BE17
BC36
R38
A38
E41
F41
F43
E43
PEG_CLK
PEG_CLK#

AP24
AT21
AR24
AR21
AU24
AU20
AR24
AR21
AU24
AU20
BC28
AY28
AY36
BB36
BA17
AY16
AY16
AR13
BD17
AY17
BE15
AY13
BG22
BH21
BE28
BH28
AV42
AR36
BE17
BC36
R38
A38
E41
F41
F43
E43
PEG_CLK
PEG_CLK#

AP24
AT21
AR24
AR21
AU24
AU20
AR24
AR21
AU24
AU20
BC28
AY28
AY36
BB36
BA17
AY16
AY16
AR13
BD17
AY17
BE15
AY13
BG22
BH21
BE28
BH28
AV42
AR36
BE17
BC36
R38
A38
E41
F41
F43
E43
PEG_CLK
PEG_CLK#

AP24
AT21
AR24
AR21
AU24
AU20
AR24
AR21
AU24
AU20
BC28
AY28
AY36
BB36
BA17
AY16
AY16
AR13
BD17
AY17
BE15
AY13
BG22
BH21
BE28
BH28
AV42
AR36
BE17
BC36
R38
A38
E41
F41
F43
E43
PEG_CLK
PEG_CLK#

AP24
AT21
AR24
AR21
AU24
AU20
AR24
AR21
AU24
AU20
BC28
AY28
AY36
BB36
BA17
AY16
AY16
AR13
BD17
AY17
BE15
AY13
BG22
BH21
BE28
BH28
AV42
AR36
BE17
BC36
R38
A38
E41
F41
F43
E43
PEG_CLK
PEG_CLK#

AP24
AT21
AR24
AR21
AU24
AU20
AR24
AR21
AU24
AU20
BC28
AY28
AY36
BB36
BA17
AY16
AY16
AR13
BD17
AY17
BE15
AY13
BG22
BH21
BE28
BH28
AV42
AR36
BE17
BC36
R38
A38
E41
F41
F43
E43
PEG_CLK
PEG_CLK#

ME

CL_CLK
CL_DATA
CL_PWROK
CL_RST#
CL_VREF
DDPC_CTRLCLK
DDPC_CTRLDATA
SDVO_CTRLCLK
SDVO_CTRLDATA
CLKREQ#
ICH_SYNC#
TSATN#

CL_CLK
CL_DATA
CL_PWROK
CL_RST#
CL_VREF
DDPC_CTRLCLK
DDPC_CTRLDATA
SDVO_CTRLCLK
SDVO_CTRLDATA
CLKREQ#
ICH_SYNC#
TSATN#

CL_CLK
CL_DATA
CL_PWROK
CL_RST#
CL_VREF
DDPC_CTRLCLK
DDPC_CTRLDATA
SDVO_CTRLCLK
SDVO_CTRLDATA
CLKREQ#
ICH_SYNC#
TSATN#

CL_CLK
CL_DATA
CL_PWROK
CL_RST#
CL_VREF
DDPC_CTRLCLK
DDPC_CTRLDATA
SDVO_CTRLCLK
SDVO_CTRLDATA
CLKREQ#
ICH_SYNC#
TSATN#

CL_CLK
CL_DATA
CL_PWROK
CL_RST#
CL_VREF
DDPC_CTRLCLK
DDPC_CTRLDATA
SDVO_CTRLCLK
SDVO_CTRLDATA
CLKREQ#
ICH_SYNC#
TSATN#

CL_CLK
CL_DATA
CL_PWROK
CL_RST#
CL_VREF
DDPC_CTRLCLK
DDPC_CTRLDATA
SDVO_CTRLCLK
SDVO_CTRLDATA
CLKREQ#
ICH_SYNC#
TSATN#

CL_CLK
CL_DATA
CL_PWROK
CL_RST#
CL_VREF
DDPC_CTRLCLK
DDPC_CTRLDATA
SDVO_CTRLCLK
SDVO_CTRLDATA
CLKREQ#
ICH_SYNC#
TSATN#

CL_CLK
CL_DATA
CL_PWROK
CL_RST#
CL_VREF
DDPC_CTRLCLK
DDPC_CTRLDATA
SDVO_CTRLCLK
SDVO_CTRLDATA
CLKREQ#
ICH_SYNC#
TSATN#

MISC

AP24
AT21
AR24
AR21
AU24
AU20
AR24
AR21
AU24
AU20
BC28
AY28
AY36
BB36
BA17
AY16
AY16
AR13
BD17
AY17
BE15
AY13
BG22
BH21
BE28
BH28
AV42
AR36
BE17
BC36
R38
A38
E41
F41
F43
E43
PEG_CLK
PEG_CLK#

AP24
AT21
AR24
AR21
AU24
AU20
AR24
AR21
AU24
AU20
BC28
AY28
AY36
BB36
BA17
AY16
AY16
AR13
BD17
AY17
BE15
AY13
BG22
BH21
BE28
BH28
AV42
AR36
BE17
BC36
R38
A38
E41
F41
F43
E43
PEG_CLK
PEG_CLK#

AP24
AT21
AR24
AR21
AU24
AU20
AR24
AR21
AU24
AU20
BC28
AY28
AY36
BB36
BA17
AY16
AY16
AR13
BD17
AY17
BE15
AY13
BG22
BH21
BE28
BH28
AV42
AR36
BE17
BC36
R38
A38
E41
F41
F43
E43
PEG_CLK
PEG_CLK#

AP24
AT21
AR24
AR21
AU24
AU20
AR24
AR21
AU24
AU20
BC28
AY28
AY36
BB36
BA17
AY16
AY16
AR13
BD17
AY17
BE15
AY13
BG22
BH21
BE28
BH28
AV42
AR36
BE17
BC36
R38
A38
E41
F41
F43
E43
PEG_CLK
PEG_CLK#

AP24
AT21
AR24
AR21
AU24
AU20
AR24
AR21
AU24
AU20
BC28
AY28
AY36
BB36
BA17
AY16
AY16
AR13
BD17
AY17
BE15
AY13
BG22
BH21
BE28
BH28
AV42
AR36
BE17
BC36
R38
A38
E41
F41
F43
E43
PEG_CLK
PEG_CLK#

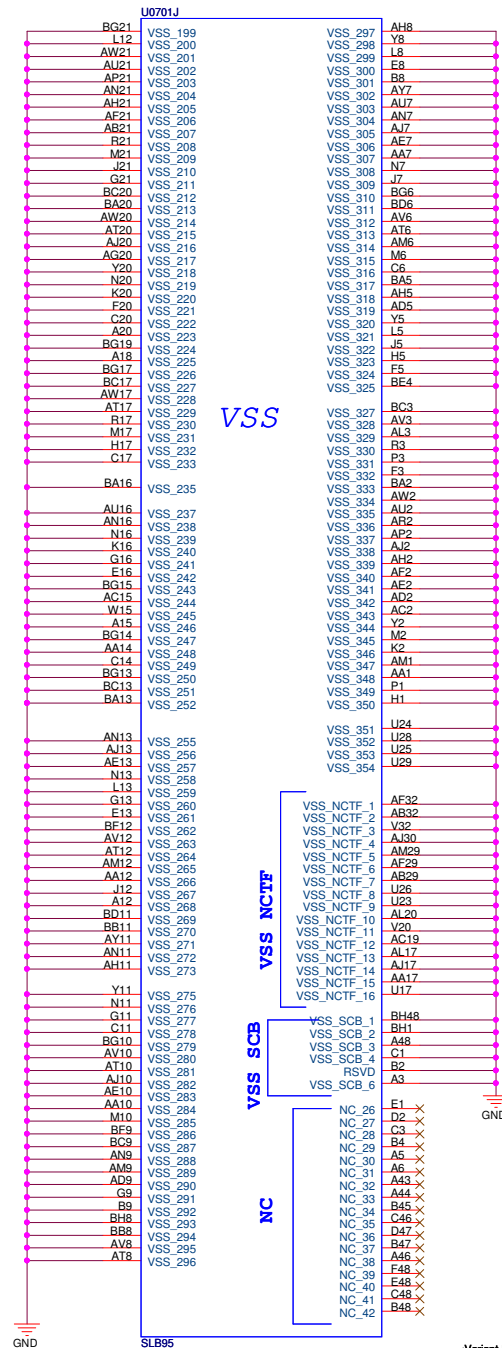

AP24
AT21
AR24
AR21
AU24
AU20
AR24
AR21
AU24
AU20
BC28
AY28
AY36
BB36
BA17
AY16
AY16
AR13
BD17
AY17
BE15
AY13
BG22
BH21
BE28
BH28
AV42
AR36
BE17
BC36
R38
A38
E41
F41
F43
E43
PEG_CLK
PEG_CLK#

AP24
AT21
AR24
AR21
AU24
AU20
AR24
AR21
AU24
AU20
BC28
AY28
AY36
BB36
BA17
AY16
AY16
AR13
BD17
AY17
BE15
AY13
BG22
BH21
BE28
BH28
AV42
AR36
BE17
BC36
R38
A38
E41
F41
F43
E43
PEG_CLK
PEG_CLK#

AP24
AT21
AR24
AR21
AU24
AU20
AR24
AR21
AU24
AU20
BC28
AY28
AY36
BB36
BA17
AY16
AY16
AR13
BD17
AY17
BE15
AY13
BG22
BH21
BE28
BH28
AV42
AR36
BE17
BC36
R38
A38
E41
F41
F43
E43
PEG_CLK
PEG_CLK#

HDA

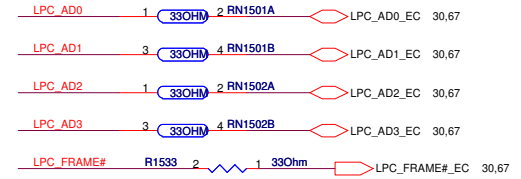
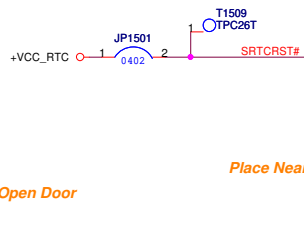
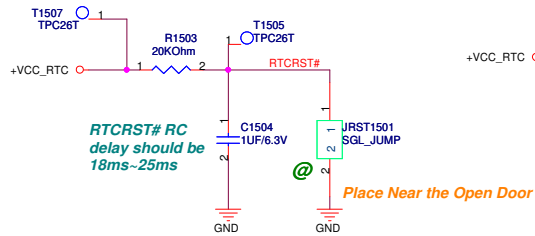
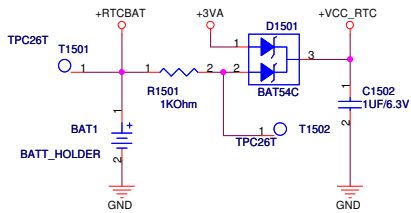
AP24
AT21
AR24
AR21
AU24
AU20
AR24
AR21
AU24
AU20
BC28
AY28
AY36
BB36
BA17
AY16
AY16
AR13
BD17
AY17
BE15
AY13
BG22
BH21
BE28
BH28
AV42
AR36
BE17
BC36
R38
A38
E41
F41
F43
E43
PEG_CLK
PEG_CLK#



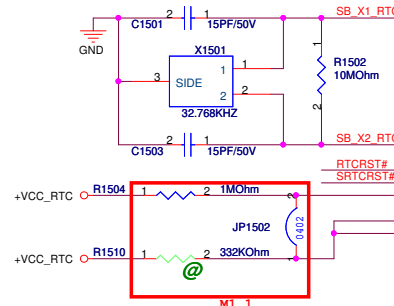
<Variant Name>

ASUS		Title : NB_Cantiga(GND)	
ASUSTeK COMPUTER INC. NB1		Engineer: N/A	
Size	Project Name		Rev
Custom	K40IJ/K50IJ		1.1
Date: Monday, March 09, 2009		Sheet	13 of 96





delete JRST1502 for design guide recommendation.



U1501A

RTC

LPC

FWH0/LAD0

FWH1/LAD1

FWH2/LAD2

FWH3/LAD3

LDRQ0#

LDRQ1#/GPIO23

A20GATE

A20M#

DPRSTP#

DPSP#

FERR#

CPUPWRGD

IGNNE#

INIT#

INTR

RCIN#

NMI

SMI#

STPCLK#

THRMTRIP#

PECI

SATA4RXN

SATA4RXP

SATA4TXN

SATA4TXP

SATA5RXN

SATA5RXP

SATA5TXN

SATA5TXP

SATA_CLKN

SATA_CLKP

SATARBIAS#

SATARBIAS

CLK SATA_ICH#

CLK SATA_ICH#

SATARBIAS#

SATARBIAS

CLK SATA_ICH#

CLK SATA_ICH#

SATARBIAS#

SATARBIAS

CLK SATA_ICH#

CLK SATA_ICH#

SATARBIAS#

SATARBIAS

CLK SATA_ICH#

CLK SATA_ICH#

SATARBIAS#

SATARBIAS

CLK SATA_ICH#

CLK SATA_ICH#

SATARBIAS#

SATARBIAS

CLK SATA_ICH#

CLK SATA_ICH#

SATARBIAS#

SATARBIAS

CLK SATA_ICH#

CLK SATA_ICH#

SATARBIAS#

SATARBIAS

CLK SATA_ICH#

CLK SATA_ICH#

SATARBIAS#

SATARBIAS

CLK SATA_ICH#

CLK SATA_ICH#

SATARBIAS#

SATARBIAS

CLK SATA_ICH#

CLK SATA_ICH#

SATARBIAS#

SATARBIAS

CLK SATA_ICH#

CLK SATA_ICH#

SATARBIAS#

SATARBIAS

CLK SATA_ICH#

CLK SATA_ICH#

SATARBIAS#

SATARBIAS

CLK SATA_ICH#

CLK SATA_ICH#

SATARBIAS#

SATARBIAS

CLK SATA_ICH#

CLK SATA_ICH#

SATARBIAS#

SATARBIAS

CLK SATA_ICH#

CLK SATA_ICH#

SATARBIAS#

SATARBIAS

CLK SATA_ICH#

CLK SATA_ICH#

SATARBIAS#

SATARBIAS

CLK SATA_ICH#

CLK SATA_ICH#

SATARBIAS#

SATARBIAS

CLK SATA_ICH#

CLK SATA_ICH#

SATARBIAS#

SATARBIAS

CLK SATA_ICH#

CLK SATA_ICH#

SATARBIAS#

SATARBIAS

CLK SATA_ICH#

CLK SATA_ICH#

SATARBIAS#

SATARBIAS

CLK SATA_ICH#

CLK SATA_ICH#

SATARBIAS#

SATARBIAS

CLK SATA_ICH#

CLK SATA_ICH#

SATARBIAS#

SATARBIAS

CLK SATA_ICH#

CLK SATA_ICH#

SATARBIAS#

SATARBIAS

CLK SATA_ICH#

CLK SATA_ICH#

SATARBIAS#

SATARBIAS

CLK SATA_ICH#

CLK SATA_ICH#

SATARBIAS#

SATARBIAS

CLK SATA_ICH#

CLK SATA_ICH#

SATARBIAS#

SATARBIAS

CLK SATA_ICH#

CLK SATA_ICH#

SATARBIAS#

SATARBIAS

CLK SATA_ICH#

CLK SATA_ICH#

SATARBIAS#

SATARBIAS

CLK SATA_ICH#

CLK SATA_ICH#

SATARBIAS#

SATARBIAS

CLK SATA_ICH#

CLK SATA_ICH#

SATARBIAS#

SATARBIAS

CLK SATA_ICH#

CLK SATA_ICH#

SATARBIAS#

SATARBIAS

CLK SATA_ICH#

CLK SATA_ICH#

SATARBIAS#

SATARBIAS

CLK SATA_ICH#

CLK SATA_ICH#

SATARBIAS#

SATARBIAS

CLK SATA_ICH#

CLK SATA_ICH#

SATARBIAS#

SATARBIAS

CLK SATA_ICH#

CLK SATA_ICH#

SATARBIAS#

SATARBIAS

CLK SATA_ICH#

CLK SATA_ICH#

SATARBIAS#

SATARBIAS

CLK SATA_ICH#

CLK SATA_ICH#

SATARBIAS#

SATARBIAS

CLK SATA_ICH#

CLK SATA_ICH#

SATARBIAS#

SATARBIAS

CLK SATA_ICH#

CLK SATA_ICH#

SATARBIAS#

SATARBIAS

CLK SATA_ICH#

CLK SATA_ICH#

SATARBIAS#

SATARBIAS

CLK SATA_ICH#

CLK SATA_ICH#

SATARBIAS#

SATARBIAS

CLK SATA_ICH#

CLK SATA_ICH#

SATARBIAS#

SATARBIAS

CLK SATA_ICH#

CLK SATA_ICH#

SATARBIAS#

SATARBIAS

CLK SATA_ICH#

CLK SATA_ICH#

SATARBIAS#

SATARBIAS

CLK SATA_ICH#

CLK SATA_ICH#

SATARBIAS#

SATARBIAS

CLK SATA_ICH#

CLK SATA_ICH#

SATARBIAS#

SATARBIAS

CLK SATA_ICH#

CLK SATA_ICH#

SATARBIAS#

SATARBIAS

CLK SATA_ICH#

CLK SATA_ICH#

SATARBIAS#

SATARBIAS

CLK SATA_ICH#

CLK SATA_ICH#

SATARBIAS#

SATARBIAS

CLK SATA_ICH#

CLK SATA_ICH#

SATARBIAS#

SATARBIAS

CLK SATA_ICH#

CLK SATA_ICH#

SATARBIAS#

SATARBIAS

CLK SATA_ICH#

CLK SATA_ICH#

SATARBIAS#

SATARBIAS

CLK SATA_ICH#

CLK SATA_ICH#

SATARBIAS#

SATARBIAS

CLK SATA_ICH#

CLK SATA_ICH#

SATARBIAS#

SATARBIAS

CLK SATA_ICH#

CLK SATA_ICH#

SATARBIAS#

SATARBIAS

CLK SATA_ICH#

CLK SATA_ICH#

SATARBIAS#

SATARBIAS

CLK SATA_ICH#

CLK SATA_ICH#

SATARBIAS#

SATARBIAS


CLK SATA_ICH#

CLK SATA_ICH#


SATARBIAS#

SATARBIAS





<Variant Name>

**ASUS**[®]

Title : DDR2 SO-DIMM0

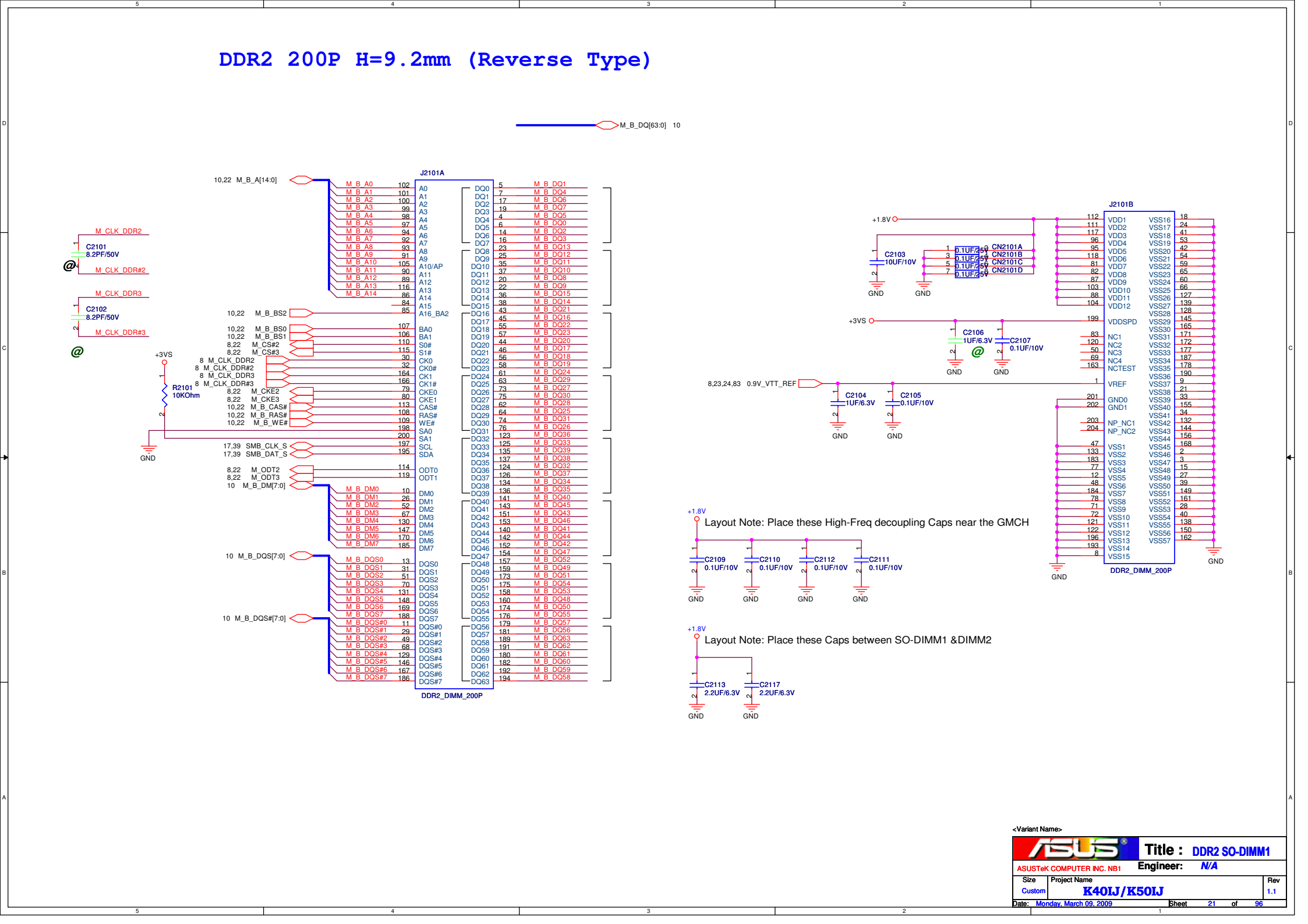
ASUSTeK COMPUTER INC. NB1

Engineer: N/A

Size	Project Name	Rev
A3	K40IJ/K50IJ	1.1

Date: Monday, March 09, 2009

Sheet 20 of 96

[illegible]

DDR2 200P H=9.2mm (Reverse Type)


M_B_DQ[63:0] 10


Layout Note: Place these High-Freq decoupling Caps near the GMCH

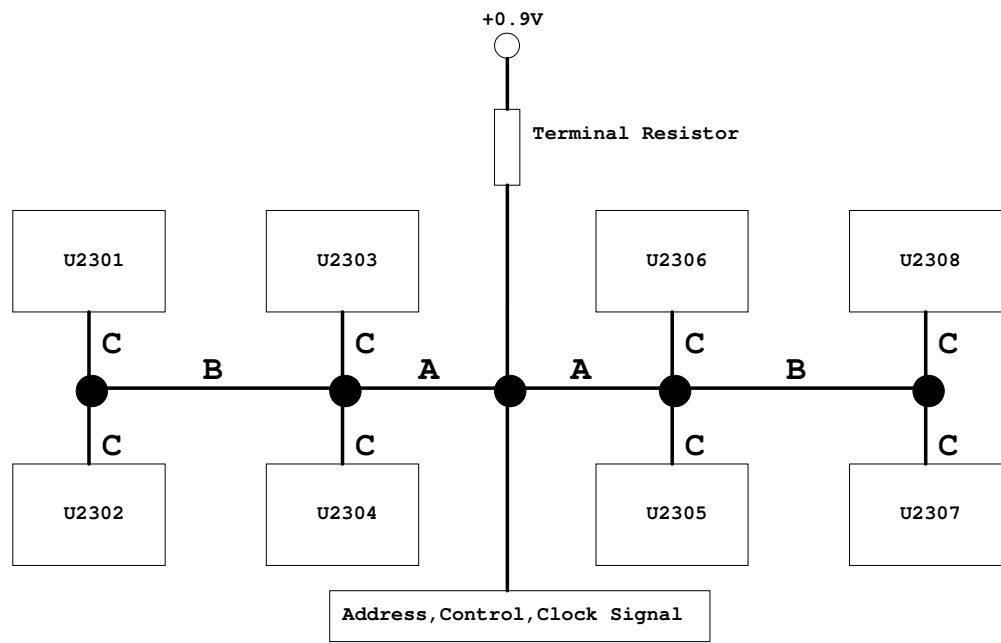
Layout Note: Place these Caps between SO-DIMM1 & DIMM2

<Variant Name>

ASUS		Title : DDR2 SO-DIMM1	
ASUSTeK COMPUTER INC. NB1		Engineer: N/A	
Size	Project Name	Rev	
Custom	K40IJ/K50IJ	1.1	
Date: Monday, March 09, 2009	Sheet	21	of 96







5

4

3

2

1

D

D

C

C


B


B

A


A

<Variant Name>

		Title : Schematic page name	
ASUSTek COMPUTER INC		Engineer: Alex&Bruce	
Size	Project Name		Rev
Custom	K40IJ/K50IJ		1.1
Date: Monday, March 09, 2009		Sheet	25 of 96



<Variant Name>



Title : Schematic page name

ASUSTek COMPUTER INC

Engineer: N/A

Size	Project Name	Rev
Custom	K40IJ/K50IJ	1.1

Date: Monday, March 09, 2009Sheet 27 of 96

5

4

3

2

1

D

D

C

C

B

B

A

A


4


3

2


1

<Variant Name>

		Title : Schematic page name	
ASUSTek COMPUTER INC		Engineer: N/A	
Size	Project Name		Rev
Custom	K40IJ/K50IJ		1.1
Date: Monday, March 09, 2009		Sheet	28 of 96



<Variant Name>



Title : **N/A**

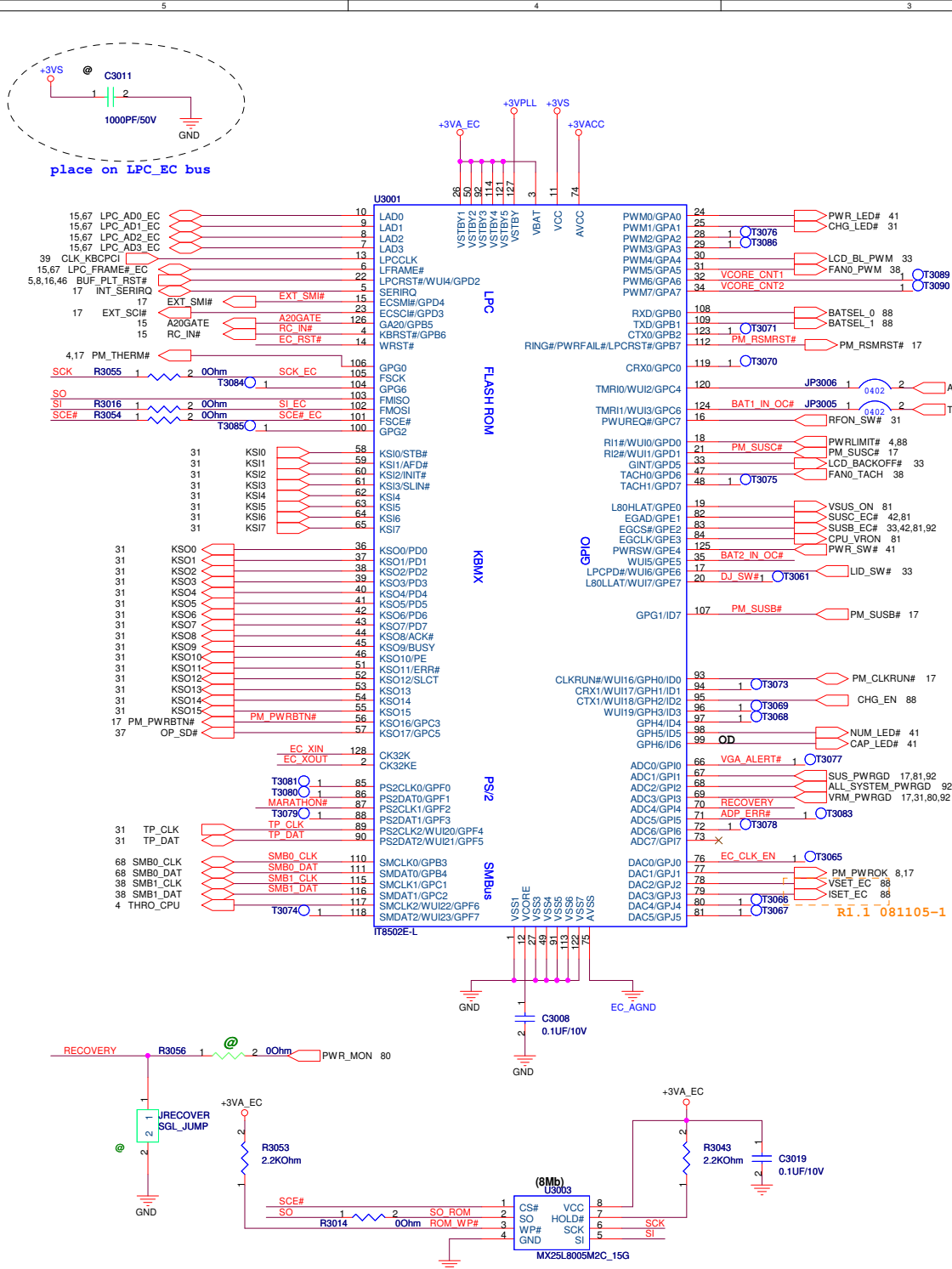
ASUSTek COMPUTER INC

Engineer: **N/A**

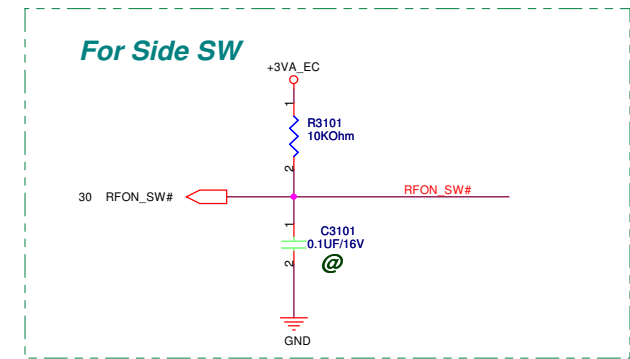
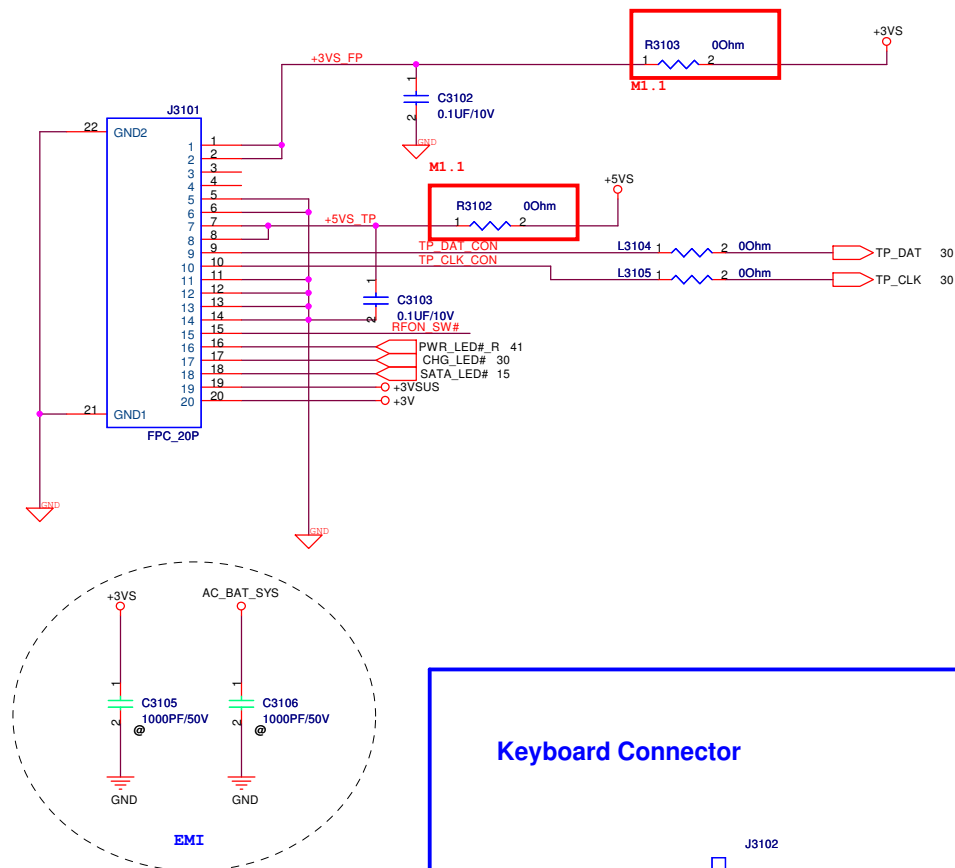
Size	Project Name	Rev
Custom	K40IJ/K50IJ	1.1

Date: **Monday, March 09, 2009**

Sheet **29** of **96**

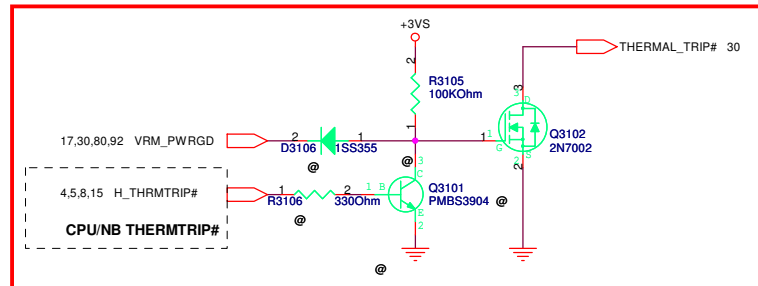


TouchPad & FingerPrint

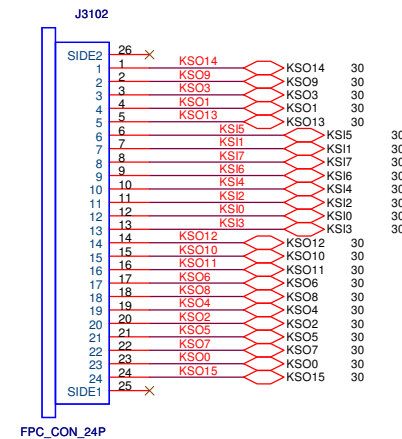


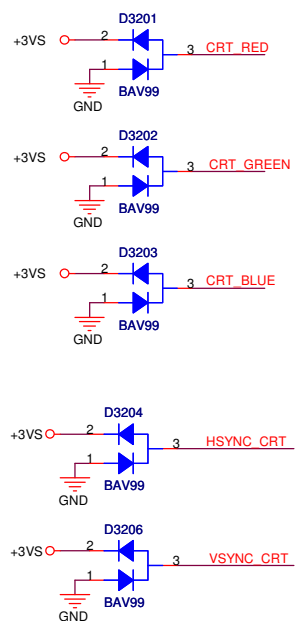
For Thermal Control Method

Remove redundant components

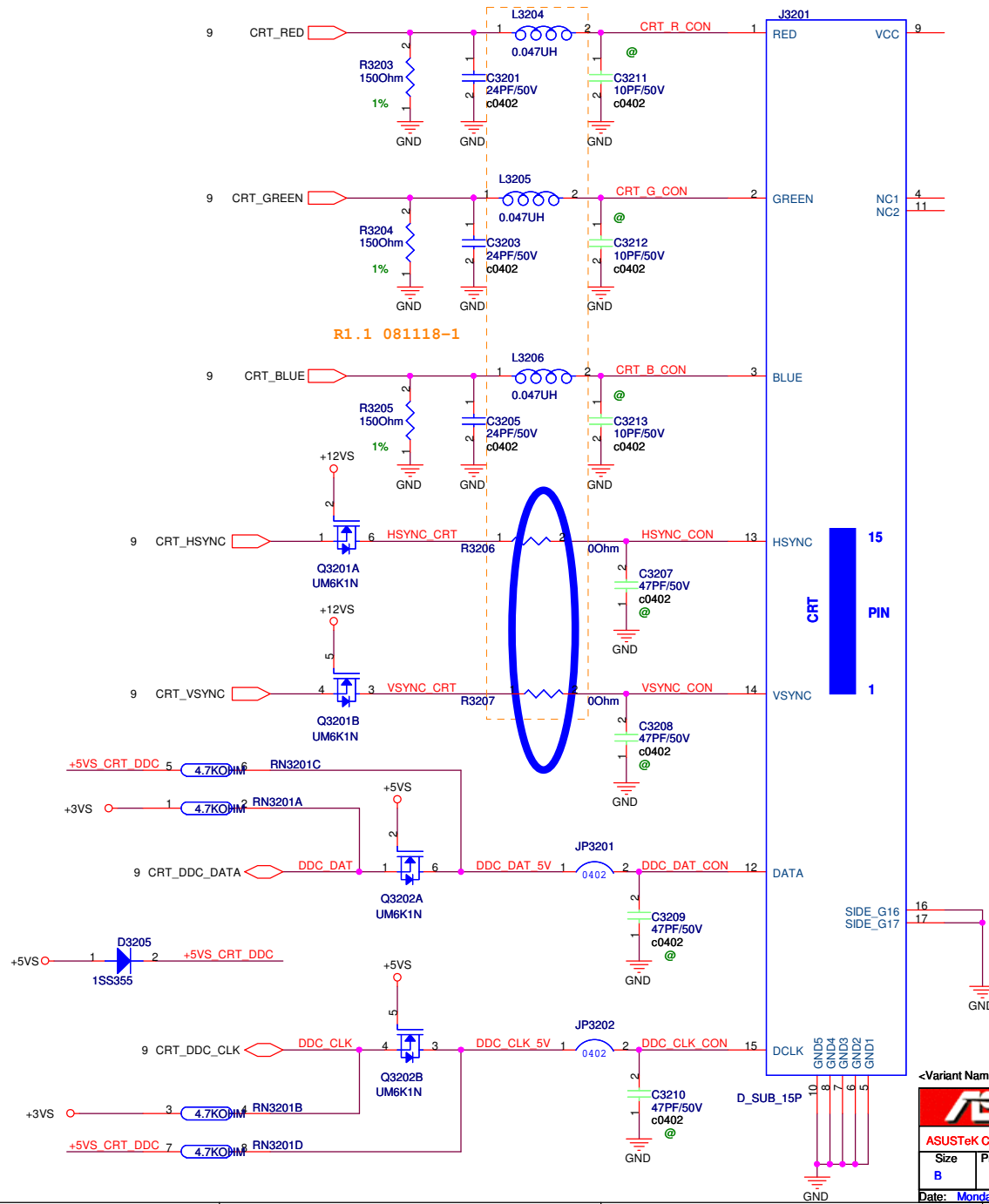


Keyboard Connector



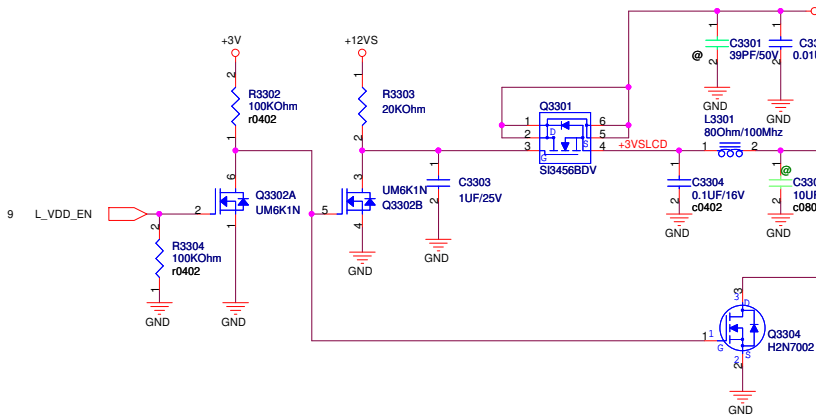


PLACE ESD Diodes near VGA port

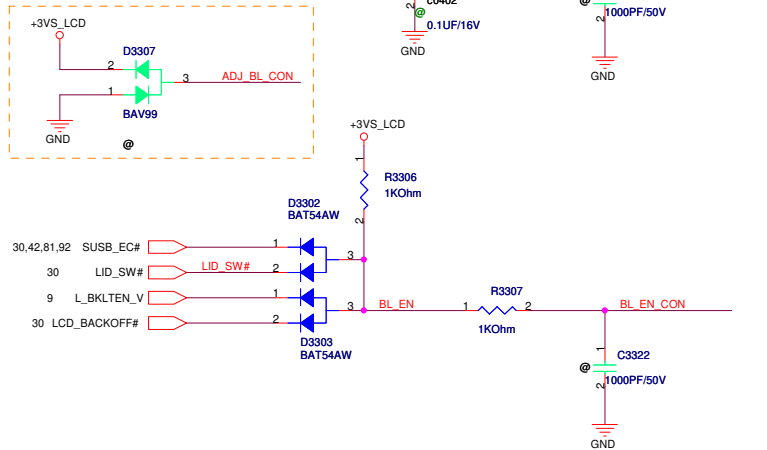


ASUS			Title : CRT	
ASUSTeK COMPUTER INC			Engineer: N/A	
Size B	Project Name K40IJ/K50IJ			Rev 1.1
Date: Monday, March 09, 2009		Sheet 32 of 96		

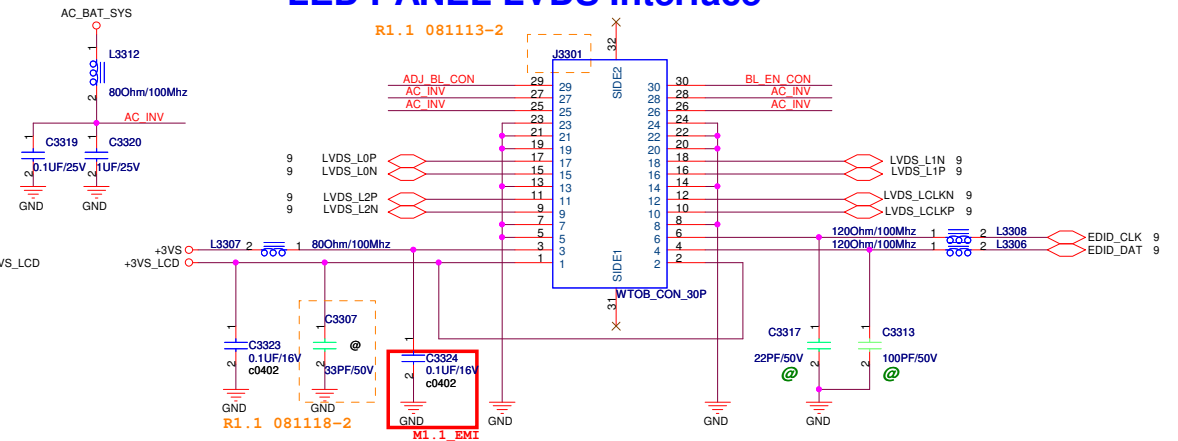
LCD Power



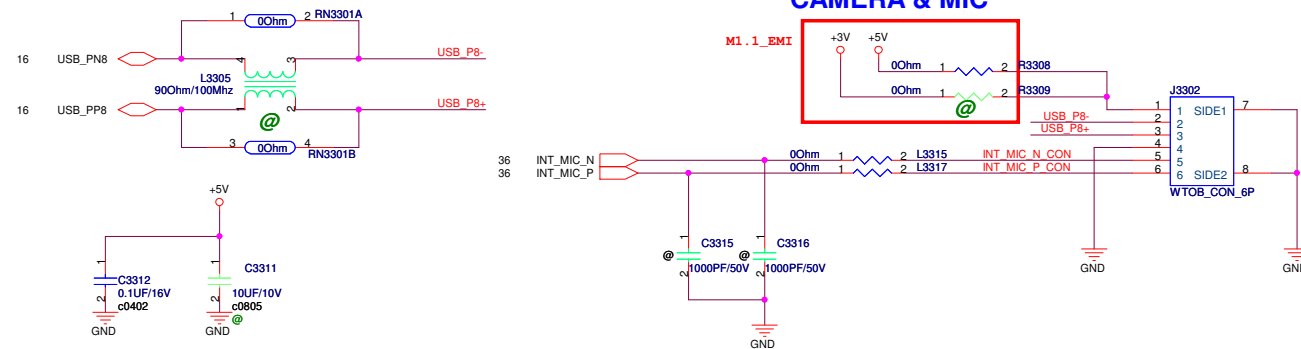
R1.1 081029-1



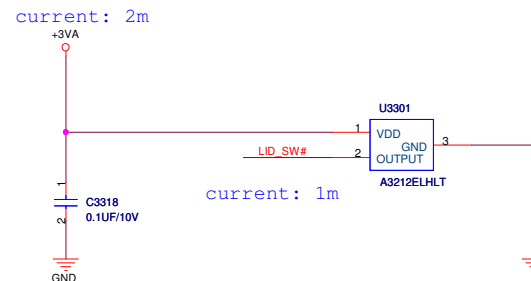
LED PANEL LVDS Interface



CAMERA & MIC



Hall effect switch



<Variant Name>

ASUS		Title : LVDS & INVERTER	
ASUSTek COMPUTER INC		Engineer: N/A	
Size	Project Name		Rev
Custom	K40LJ/K50LJ		1.1
Date: Monday, March 09, 2009		Sheet	33 of 96

5

4

3

2

1

D

D

C

C


B

B


A

A

For Bluetooth

<Variant Name>			
		Title : BT	
ASUSTeK COMPUTER INC		Engineer: N/A	
Size	Project Name		Rev
Custom	K40IJ/K50IJ		1.1
Date: Monday, March 09, 2009	Sheet	34	of 96

5	4	3	2	1
D				D
C				C
B				B
A				A

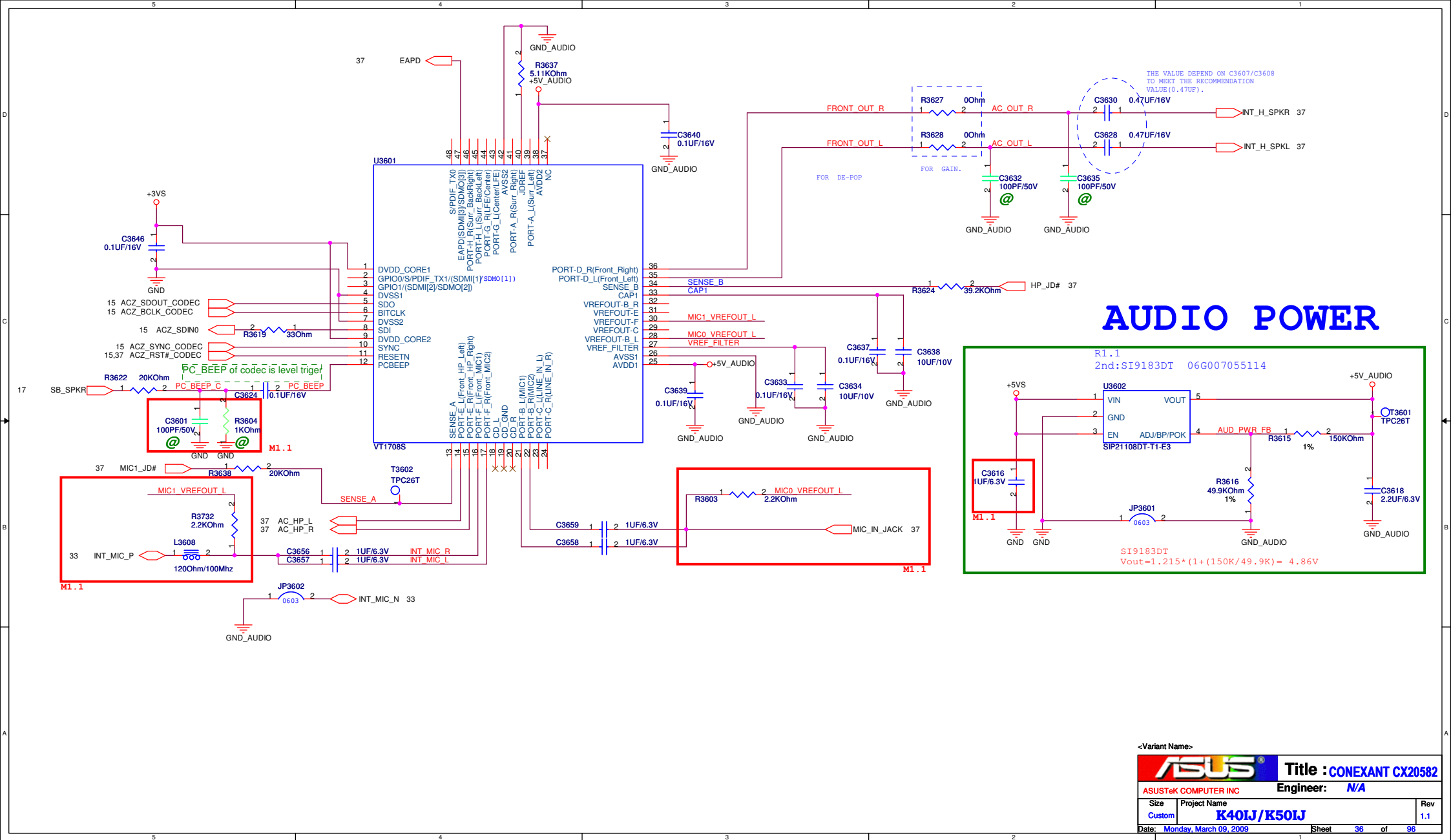
<Variant Name>

Title : **N/A**

ASUSTek COMPUTER INCEngineer: **N/A**

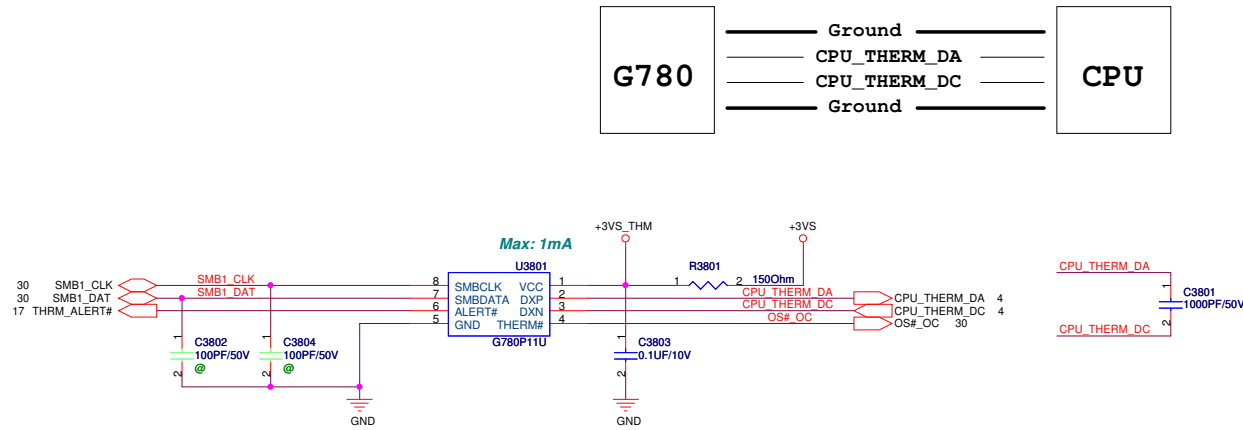
Size A	Project Name K40IJ/K50IJ	Rev 1.1
------------------	------------------------------------	-------------------

Date: **Monday, March 09, 2009**Sheet **35** of **96**

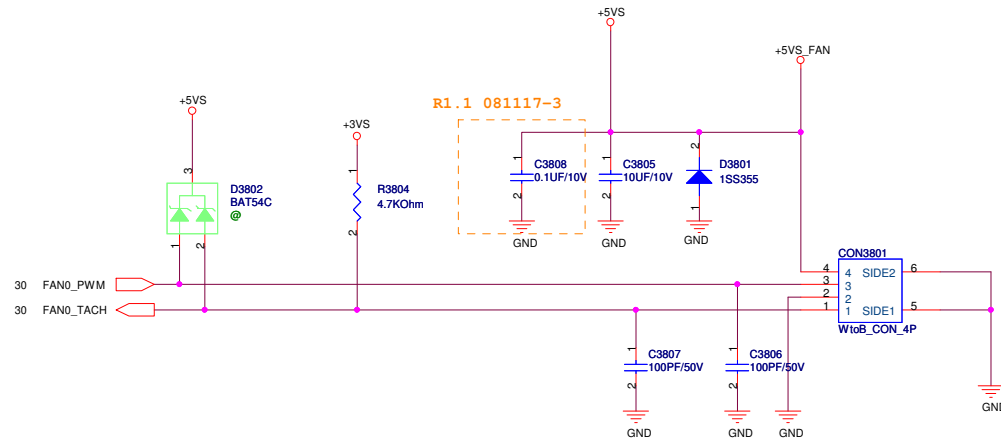


<Variant Name>		Title : CONEXANT CX20582	
ASUSTeK COMPUTER INC		Engineer: N/A	
Size	Project Name	Rev	
Custom	K40LJ/K50LJ	1.1	
Date: Monday, March 09, 2009	Sheet 36	of 96	

Thermal Sensor

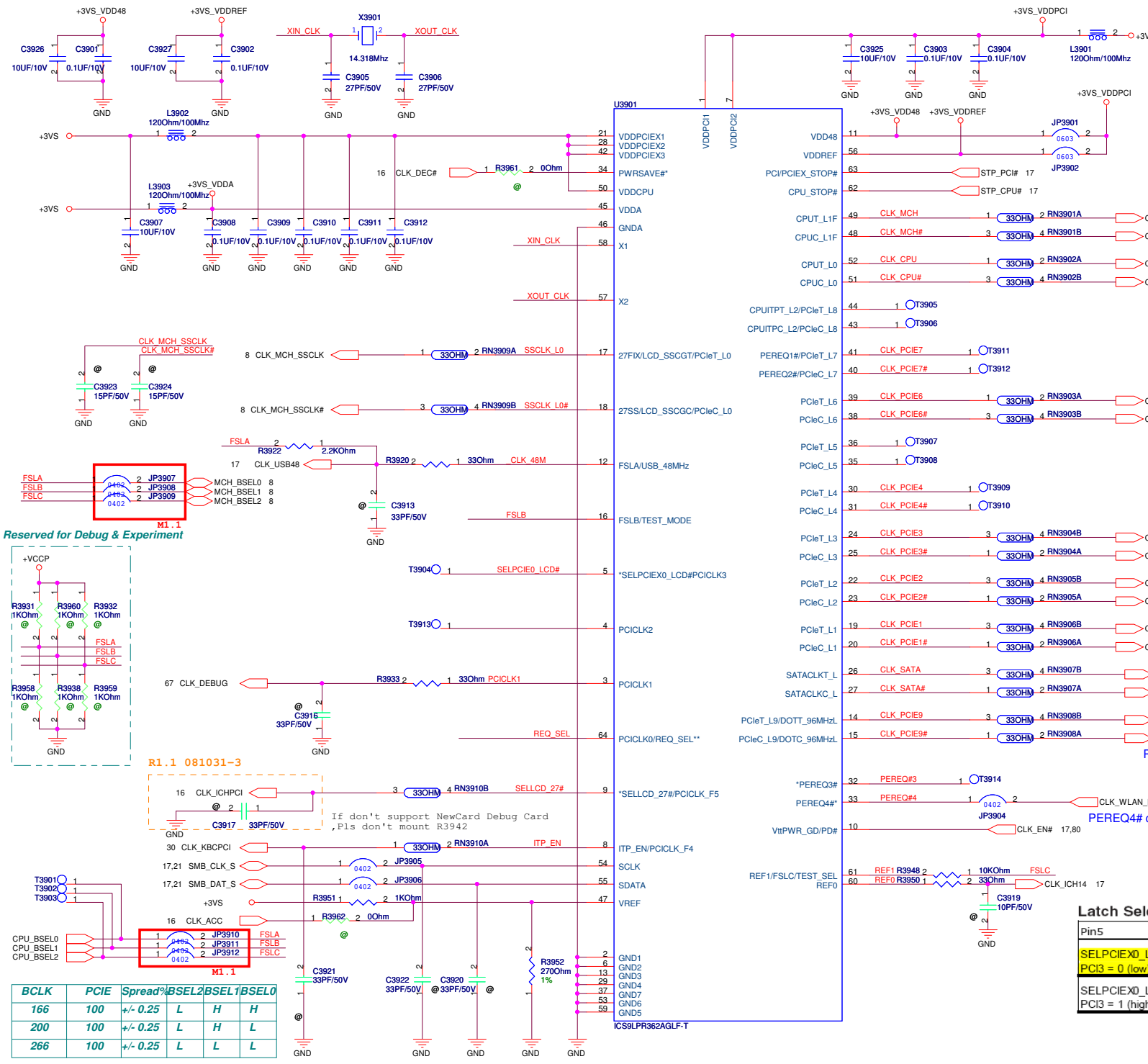


add 2nd source :06G023096010

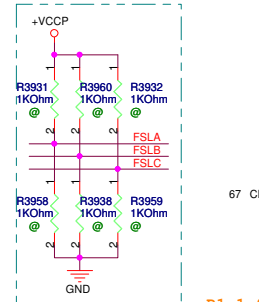


<Variant Name>

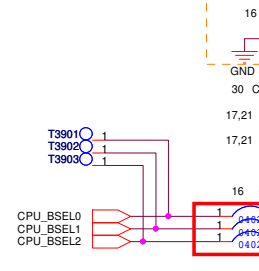
ASUS®		Title : THER SENSOR & FAN	
ASUSTeK COMPUTER INC. NB1		Engineer: N/A	
Size	Project Name	Rev	
Custom	K40IJ/K50IJ	1.1	
Date: Monday, March 09, 2009		Sheet	38 of 96



Reserved for Debug & Experiment



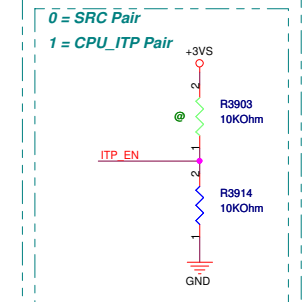
R1.1 081031-3



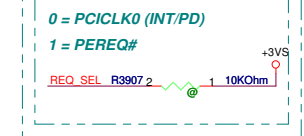
BCLK	PCIE	Spread%	BSEL2	BSEL1	BSEL0
166	100	+/- 0.25	L	H	H
200	100	+/- 0.25	L	H	L
266	100	+/- 0.25	L	L	L

Latched Input Select

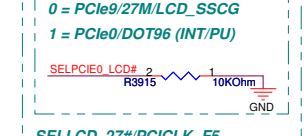
ITP_EN/PCICLK_F4



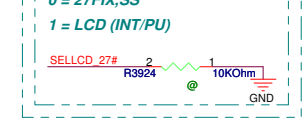
PCICLK0/REQ_SEL



SELPCIE0_LCD#PCICLK3



SELLCD_27#PCICLK_F5



PEREQ3# control PCIE 2,4

Latch Select Table

Pin5	Pin9	Pin14/15	Pin17/18
SELPCIE0_LCD# PC3 = 0 (low)	SELLCD_27# = 0 SELLCD_27# = 1	PCIE9 DOT96	27FIX/SS LCD
SELPCIE0_LCD# PC3 = 1 (high)	SELLCD_27# = 0 SELLCD_27# = 1	PCIE9 DOT96	PCIE9 PCIE9

<Variant Name>

Title :CLOCK GEN-ICS9LPR363

ASUSTeK COMPUTER INC. NB1

Engineer: Alex & Bruce

Size Custom

Project Name K40IJ/K50IJ

Date: Monday, March 09, 2009

Rev 1.1

Sheet 39 of 96

5

4

3

2

1

D

D

C

C

B

B

A

A


4

3

2

1

<Variant Name>



Title : Schematic page name


ASUSTeK COMPUTER INC

Engineer: N/A

Size	Project Name	Rev
Custom	K40IJ/K50IJ	1.1

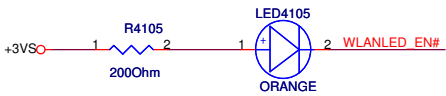
Date: Monday, March 09, 2009Sheet 40 of 96

SWITCH BUTTON

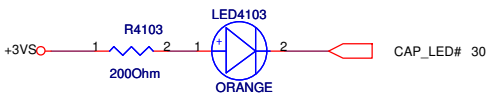


LED

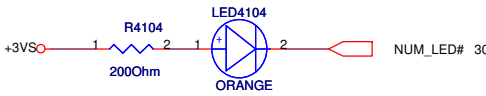
For WireLess LED



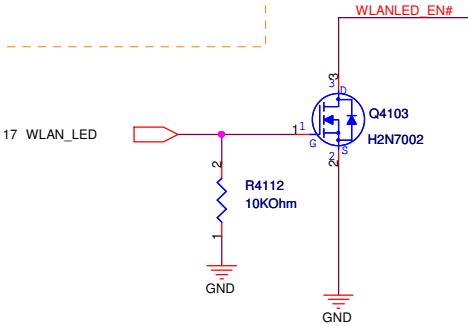
for Cap. Lock



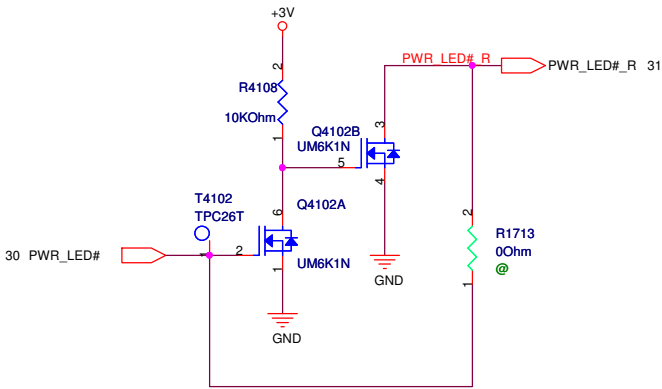
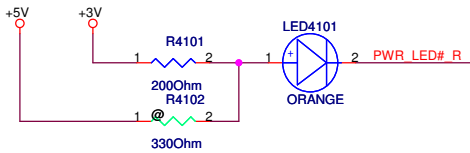
for Num Lock



R1.1 081031-4

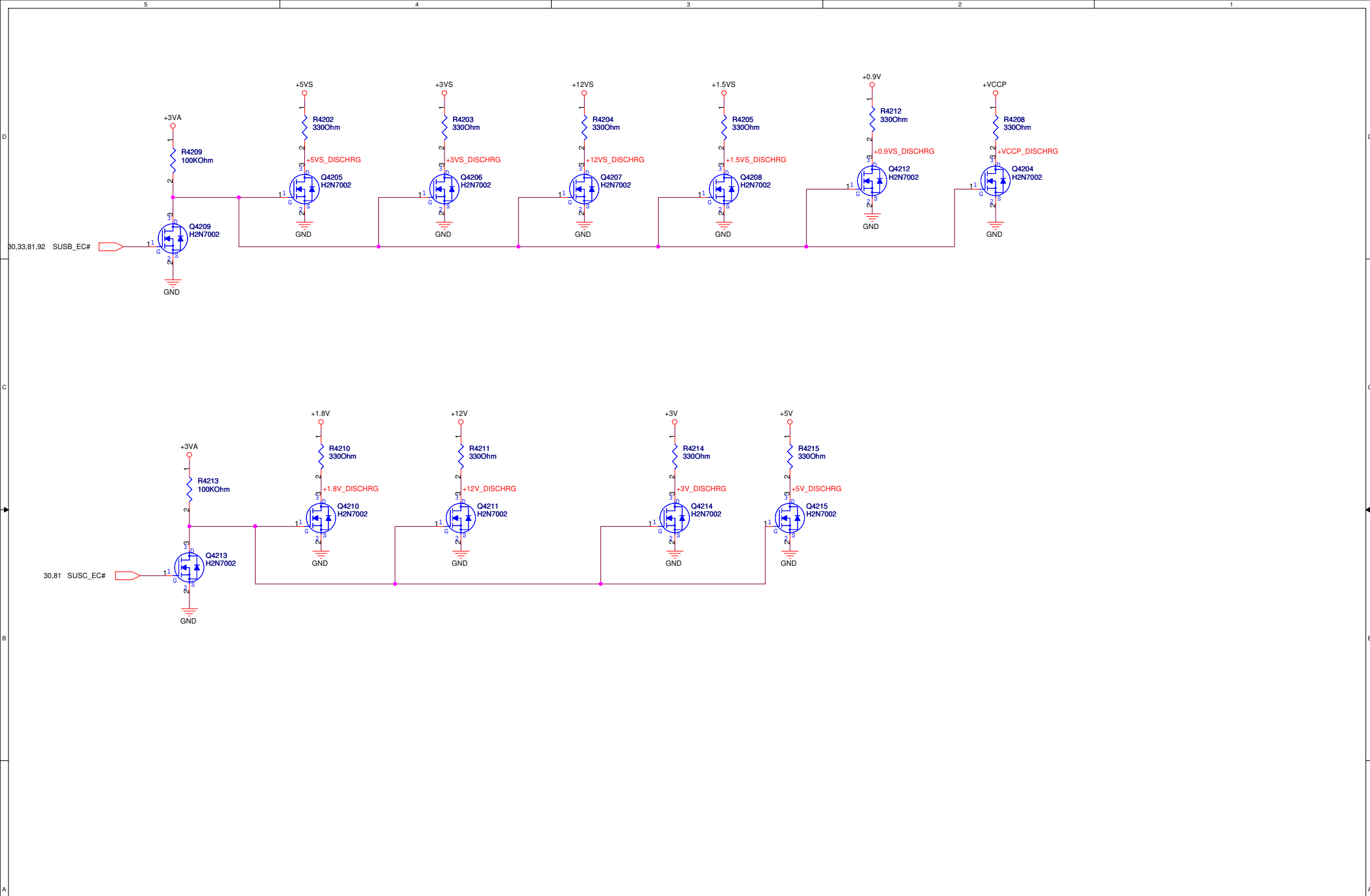


For POWER LED




<Variant Name>


		Title :Switch Button & LED	
ASUSTeK COMPUTER INC		Engineer: N/A	
Size B	Project Name K40IJ/K50IJ		Rev 1.1
Date: Monday, March 09, 2009		Sheet 41	of 96



<Variant Name>			
		Title : DISCHARGE	
ASUSTeK COMPUTER INC. NB1		Engineer: N/A	
Size	Project Name		Rev
Custom	K40IJ/K50IJ		1.1
Date: Monday, March 09, 2009		Sheet	42 of 96



<Variant Name>



Title : Schematic page name

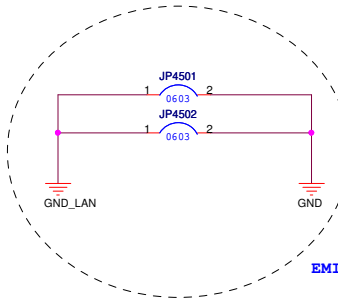
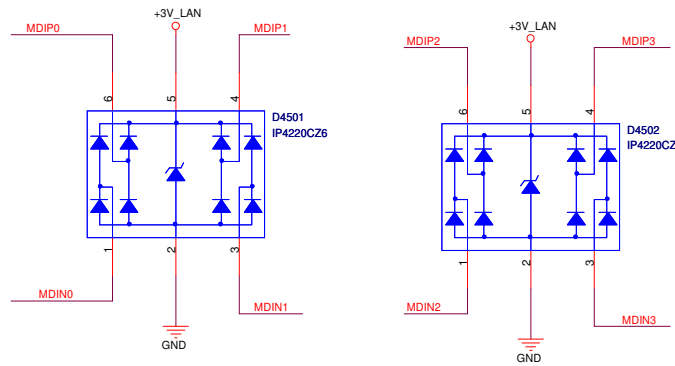
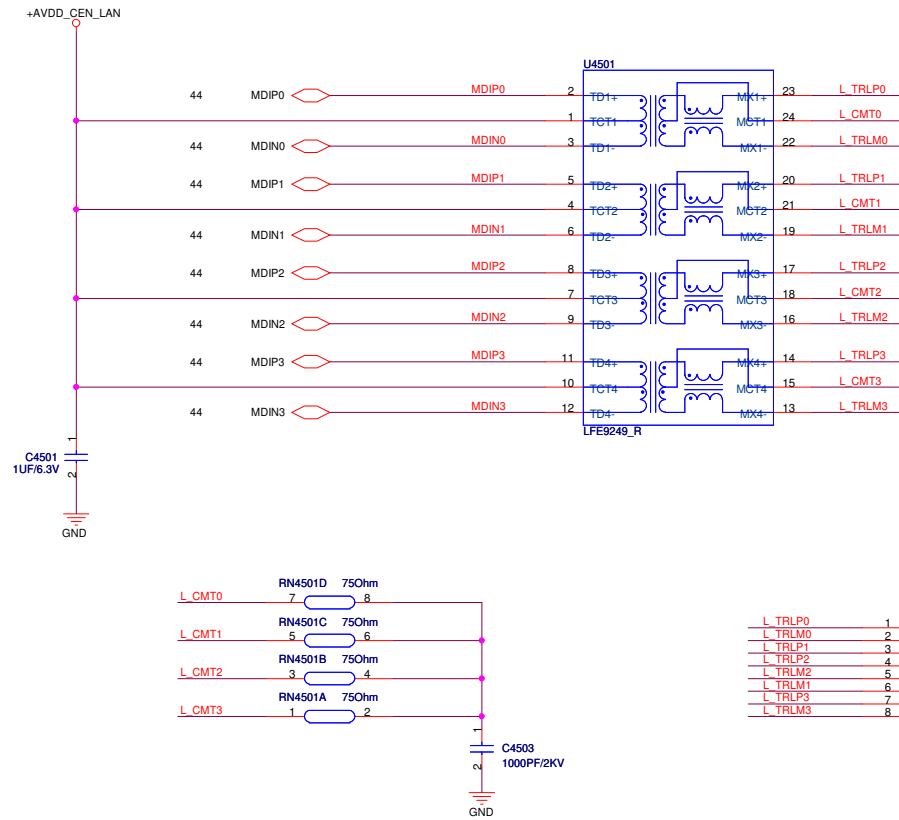
ASUSTeK COMPUTER INC


Engineer: N/A

Size	Project Name	Rev
Custom	K40IJ/K50IJ	1.1

Date: Monday, March 09, 2009Sheet 43 of 96

LAN CONN.





5

4

3

2

1

D

D

C

C

B

B

A

A

4

3

2

1

<Variant Name>




Title :Schematic page name

ASUSTeK COMPUTER INC. NB1


Engineer: N/A

Size	Project Name	Rev
Custom	K40IJ/K50IJ	1.1

Date: Monday, March 09, 2009Sheet 48 of 96



<Variant Name>



Title : Schematic page name

ASUSTeK COMPUTER INC. NB1

Engineer: N/A

Size	Project Name	Rev
Custom	K40IJ/K50IJ	1.1

Date: Monday, March 09, 2009Sheet 49 of 96

5

4

3

2

1

D

D

C

C

B

B

A

A


4

3

2

1

<Variant Name>




Title : Schematic page name

ASUSTeK COMPUTER INC


Engineer: N/A

Size	Project Name	Rev
Custom	K40IJ/K50IJ	1.1

Date: Monday, March 09, 2009Sheet 50 of 96



<Variant Name>



Title :**N/A**

ASUSTeK COMPUTER INC. NB1

Engineer: **N/A**

Size	Project Name	Rev
Custom	K40IJ/K50IJ	1.1

Date: **Monday, March 09, 2009**

Sheet **51** of **96**

5

4

3

2

1

D

D

C

C

B

B

A

A

4

3

2

1

<Variant Name>



Title : N/A

ASUSTeK COMPUTER INC. NB1

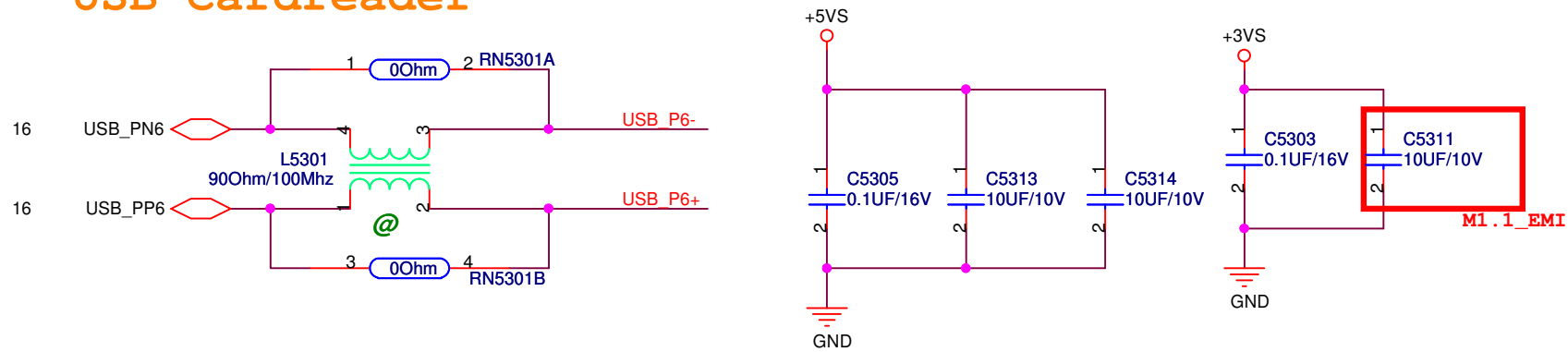
Engineer: N/A

Size	Project Name	Rev
Custom	K40IJ/K50IJ	1.1

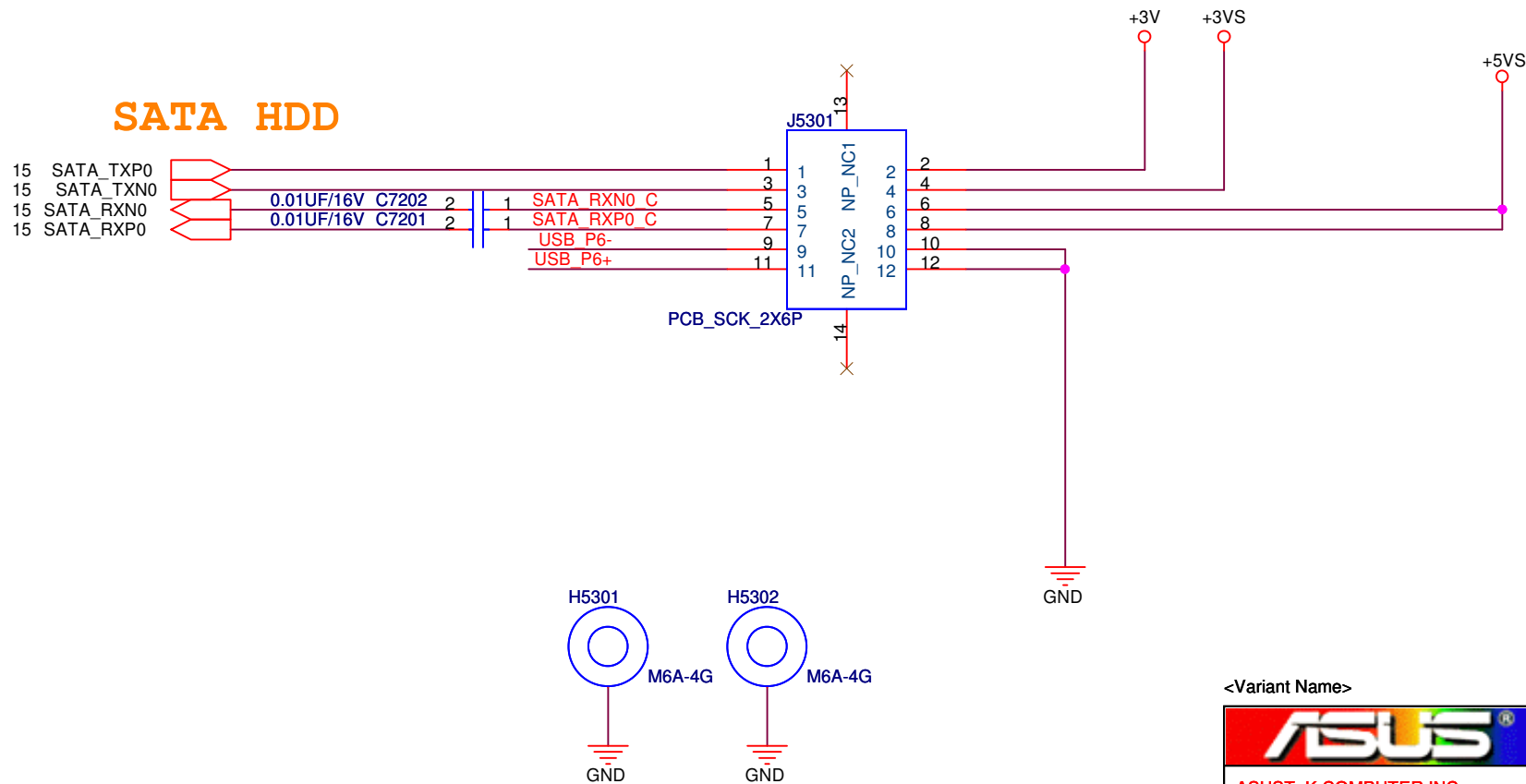
Date: Monday, March 09, 2009

Sheet 52 of 96

USB Cardreader




SATA HDD




<Variant Name>

ASUS		Title :SATA_HDD & Cardreader	
ASUSTeK COMPUTER INC		Engineer: N/A	
Size Custom	Project Name K40IJ/K50IJ		Rev 1.1
Date: Monday, March 09, 2009		Sheet 53 of 96	

<Variant Name>		 Title : NEWCARD	
ASUSTeK COMPUTER INC. NB1		Engineer: N/A	
Size B	Project Name K40LJ/K50LJ	Rev 1.1	
Date: Monday, March 09, 2009		Sheet	54 of 96



<Variant Name>



Title : Schematic page name

ASUSTeK COMPUTER INC

Engineer: N/A

Size	Project Name	Rev
Custom	K40IJ/K50IJ	1.1


Date: Monday, March 09, 2009Sheet 55 of 96

<Variant Name>		 Title : HDA level shifter	
ASUSTeK COMPUTER INC. NB1		Engineer: N/A	
Size Custom	Project Name K40LJ/K50LJ	Rev 1.1	
Date: Monday, March 09, 2009		Sheet	56 of 96

HDMI WtoB Connector

HDCP ROM

<Variant Name>



Title : iHDMI

ASUSTeK COMPUTER INC. NB1

Engineer: N/A

Size B	Project Name	Rev 1.1
-----------	--------------	------------

Date: Monday, March 09, 2009Sheet 57 of 96

5

4

3

2

1

D

D

C

C

B

B

A

A


4

3

2

1


<Variant Name>


**Title : Schematic page name**


ASUSTeK COMPUTER INC. NB1**Engineer: N/A**

Size	Project Name	Rev
Custom	K40IJ/K50IJ	1.1


Date: Monday, March 09, 2009Sheet 58 of 96







<Variant Name>

**ASUSTeK COMPUTER INC**

Title : Schematic page name

Size
Custom

Project Name
K40IJ/K50IJ

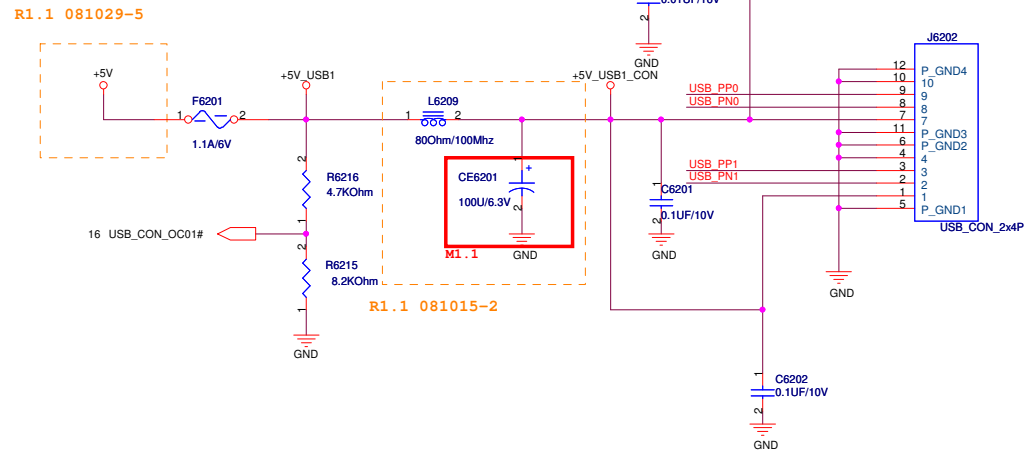
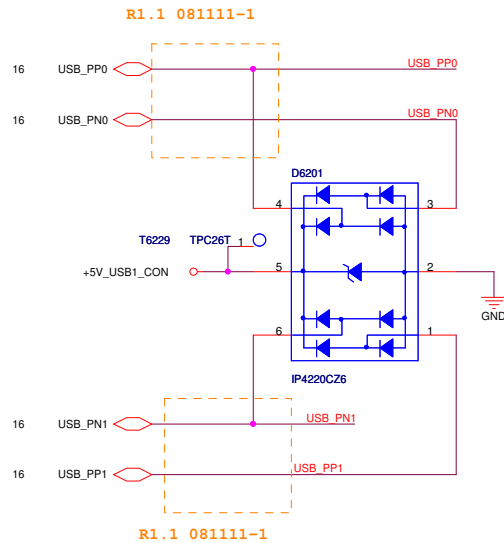
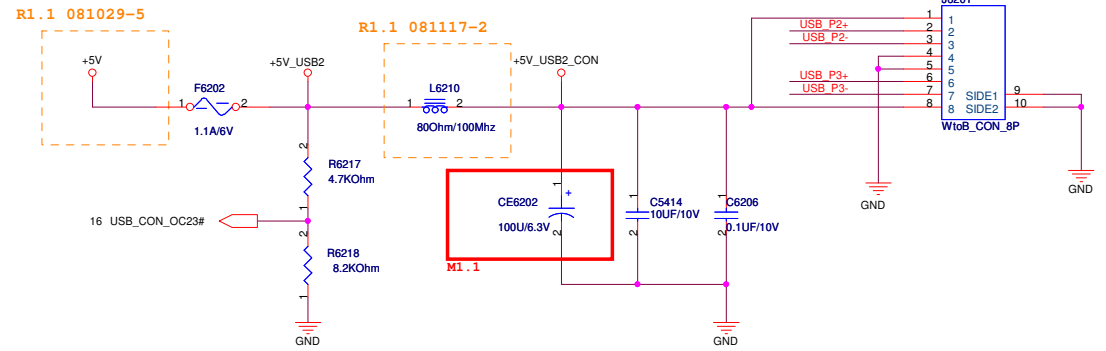
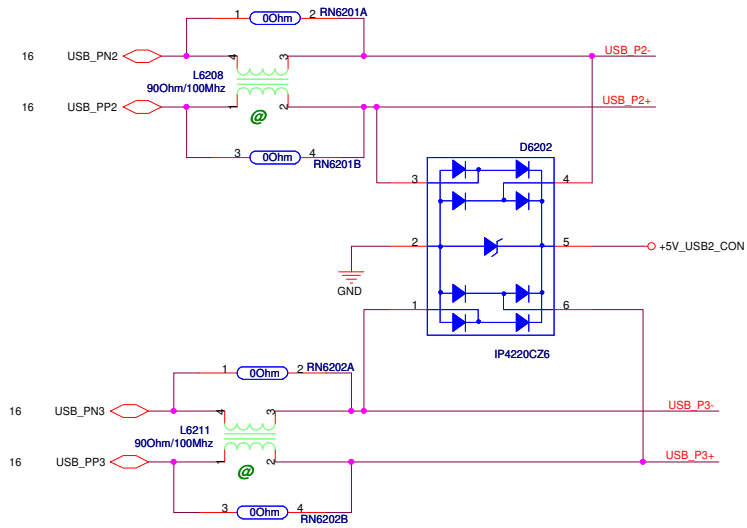
Engineer:
N/A

Date: **Monday, March 09, 2009**

Sheet **61** of **96**


Rev
1.1

USB IO Board




<Variant Name>

ASUS		Title : USB CONN	
ASUSTeK COMPUTER INC		Engineer: N/A	
Size	Project Name	Rev	
Custom	K40IJ/K50IJ	1.1	
Date: Monday, March 09, 2009		Sheet	62 of 96



<Variant Name>



Title : Schematic page name

ASUSTeK COMPUTER INC

Engineer: N/A

Size	Project Name	Rev
Custom	K40IJ/K50IJ	1.1

Date: Monday, March 09, 2009Sheet 63 of 96

5

4

3

2

1

D

D

C

C

B

B

A

A


4

3

2

1

<Variant Name>

**ASUS**[®]


Title :Schematic page name

ASUSTeK COMPUTER INC. NB1

Engineer: N/A

Size	Project Name	Rev
Custom	K40IJ/K50IJ	1.1

Date: Monday, March 09, 2009Sheet 64 of 96



5

4

3

2

1

D

D

C

C

B

B

A

A


4

3

2

1

<Variant Name>



Title : LED

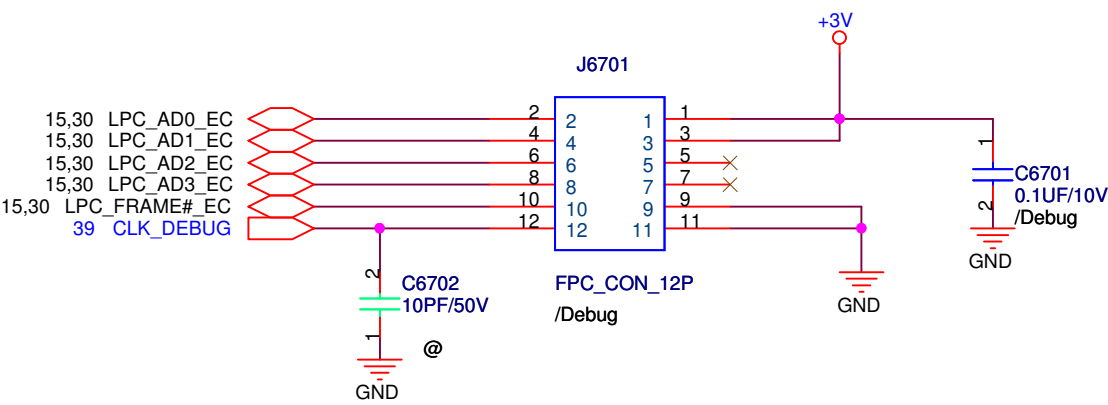
ASUSTeK COMPUTER INC

Engineer: N/A


Size	Project Name	Rev
Custom	K40IJ/K50IJ	1.1

Date: Monday, March 09, 2009Sheet 66 of 96

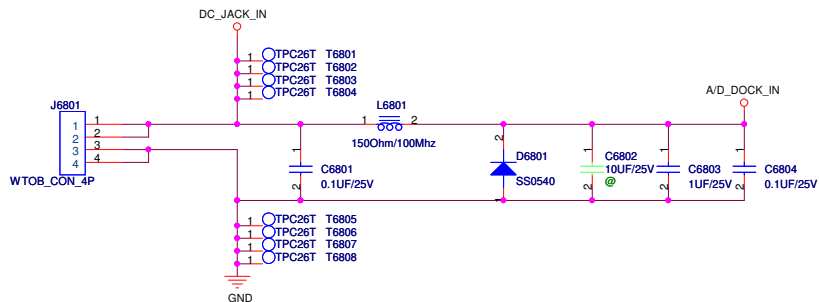
LPC DEBUG PORT



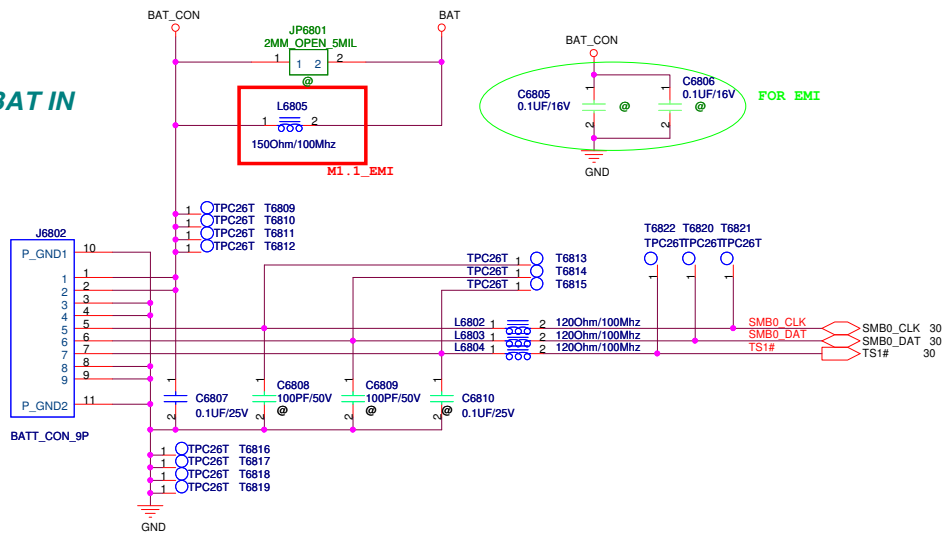
<Variant Name>

		Title : DEBUG CONN	
ASUSTeK COMPUTER INC		Engineer: N/A	
Size A	Project Name K40IJ/K50IJ		Rev 1.1
Date: Monday, March 09, 2009		Sheet 67 of 96	

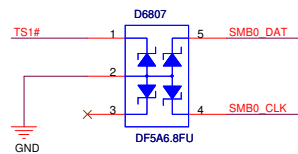
DC IN



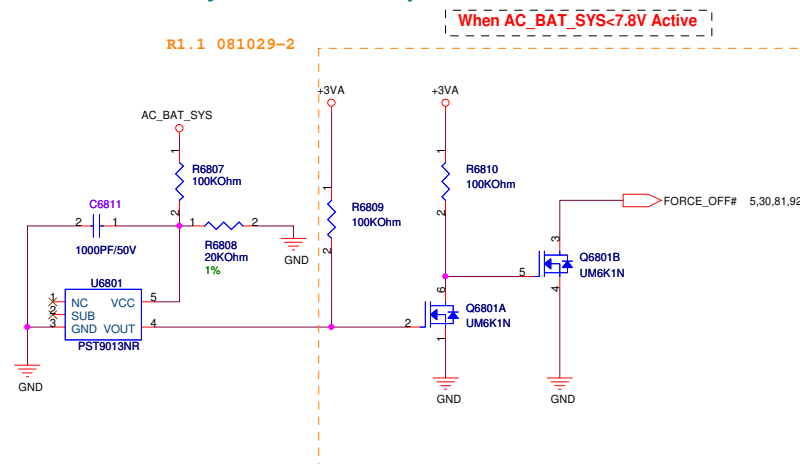
BAT IN



Note: When plug in or out the battery, it may cause a spike to damage EC and gas gauge. It needs to add varistors to protect those pins.




Without Battery & Pull out Adapter




<Variant Name>

ASUS		Title : DC & BAT IN	
ASUSTeK COMPUTER INC. NB1		Engineer: N/A	
Size	Project Name	Rev	
Custom	K40IJ/K50IJ	1.1	
Date: Monday, March 09, 2009		Sheet	68 of 96



<Variant Name>



Title : Schematic page name

ASUSTeK COMPUTER INC

Engineer: N/A

Size	Project Name	Rev
Custom	K40IJ/K50IJ	1.1

Date: Monday, March 09, 2009Sheet 69 of 96

5

4

3

2

1

D

D

C

C

B

B

A

A


4


3

2

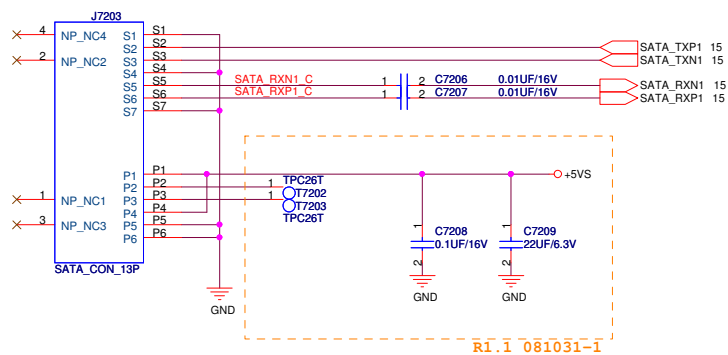
1

<Variant Name>

		Title : Debug CONN.	
ASUSTeK COMPUTER INC		Engineer: N/A	
Size	Project Name		Rev
Custom	K40IJ/K50IJ		1.1
Date: Monday, March 09, 2009		Sheet	70 of 96




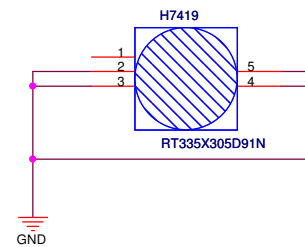
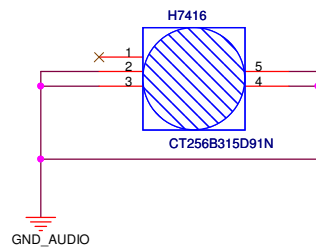
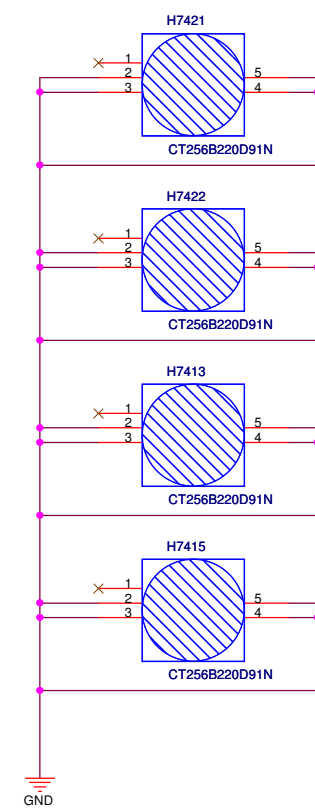
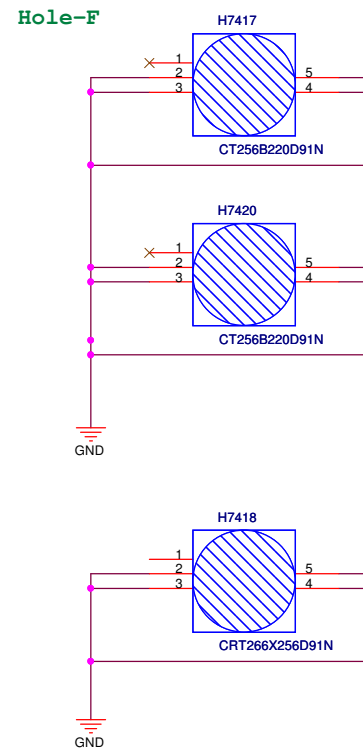
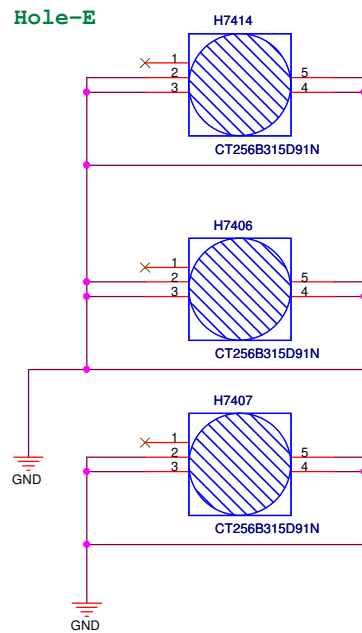
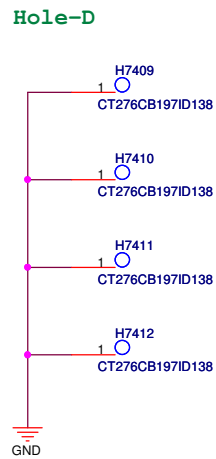
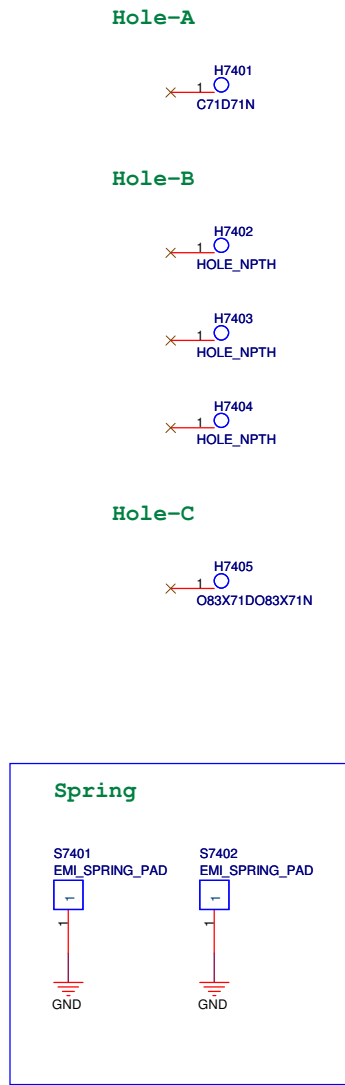
ODD



<Variant Name>

ASUS		Title : SATA-ODD	
ASUSTeK COMPUTER INC. NB1		Engineer: N/A	
Size	Project Name		Rev
Custom	K40IJ/K50IJ		1.1
Date: Monday, March 09, 2009		Sheet	72 of 96





<Variant Name>			Title : Hole	
ASUSTeK COMPUTER INC			Engineer: Leon Guo	
Size B	Project Name K40IJ/K50IJ			Rev 1.1
Date: Monday, March 09, 2009			Sheet 74	of 96

<Variant Name>



Title : N/A

ASUSTeK COMPUTER INC

Engineer: *N/A*

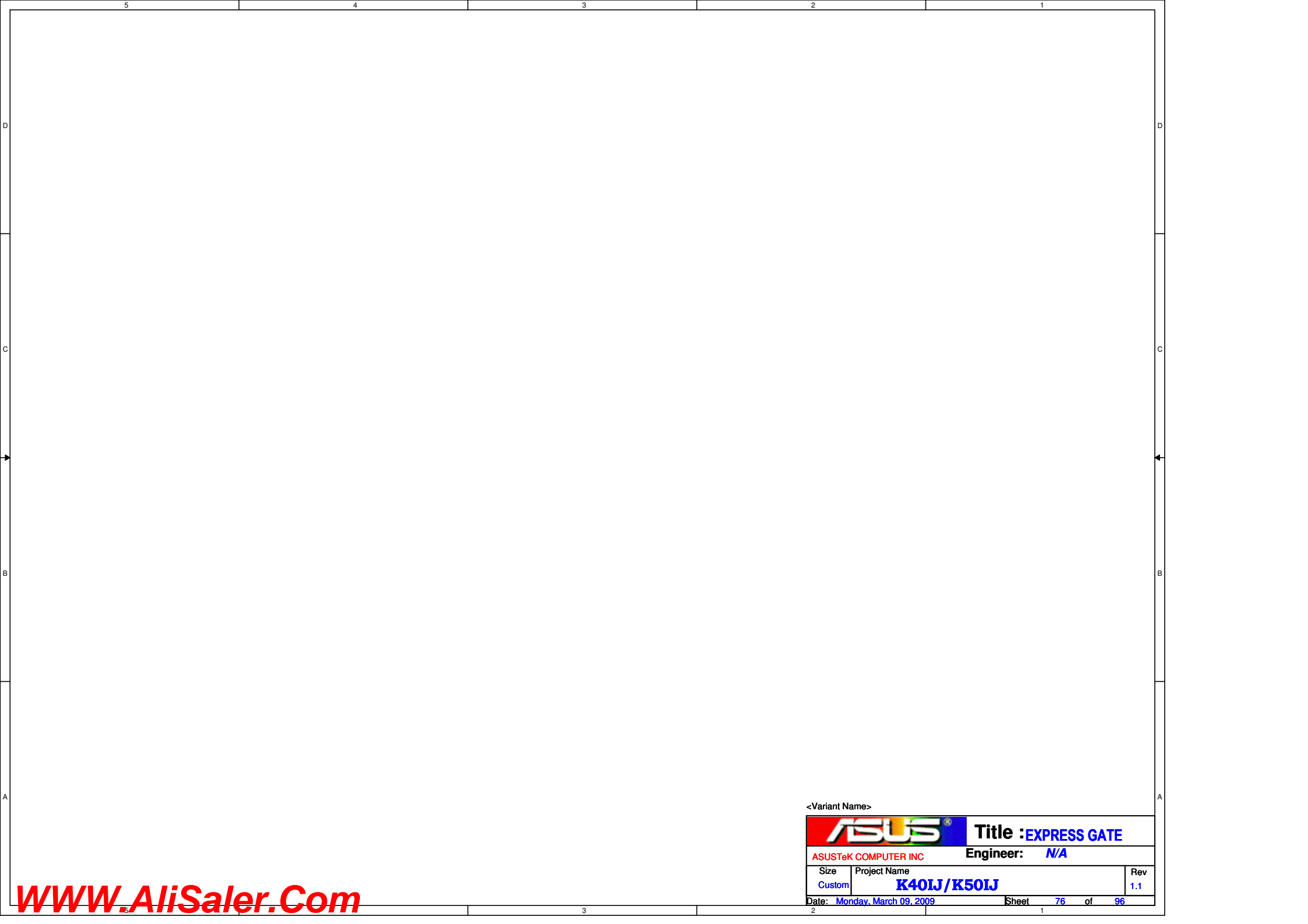
Size
A


Project Name	K40IJ / K50IJ
--------------	----------------------

Rev	1.1
-----	-----

Date: Monday, March 09, 2009

Sheet 75 of 96



<Variant Name>			
		Title :EXPRESS GATE	
ASUSTeK COMPUTER INC		Engineer: N/A	
Size Custom	Project Name K40IJ/K50IJ		Rev 1.1
Date: Monday, March 09, 2009		Sheet	76 of 96

5

4

3

2

1

D

D

C

C

B

B

A

A


4

3

2

1

<Variant Name>



Title : Schematic page name


ASUSTeK COMPUTER INC

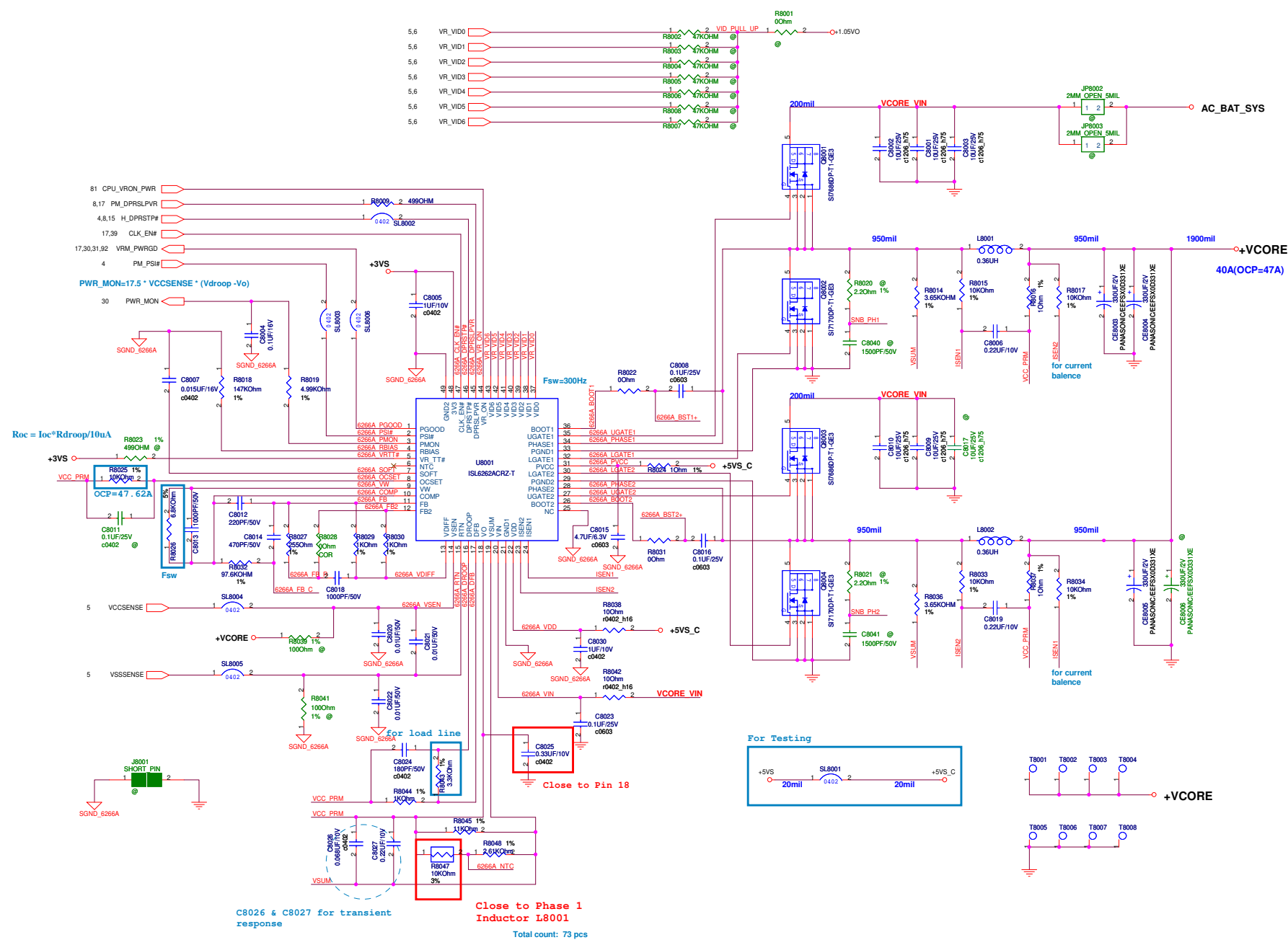
Engineer: N/A

Size	Project Name	Rev
Custom	K40IJ/K50IJ	1.1

Date: Monday, March 09, 2009

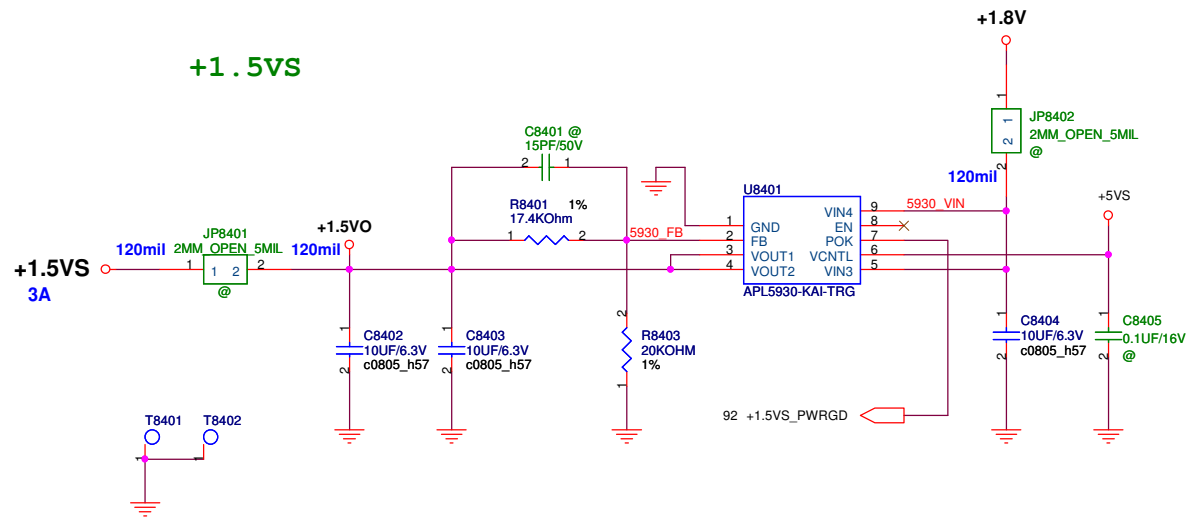
Sheet 78 of 96















Total count: 7 pcs

<Variant Name>

ASUS		Title :POWER I/O_+1.5VS	
ASUSTeK COMPUTER INC. NB		Engineer: <i>Morris</i>	
Size B	Project Name K50		Rev 1.0
Date: Monday, March 09, 2009		Sheet 84 of 96	

5					4					3					2					1																																																																
D																																																																																				
C																																																																																				
B																																																																																				
A																																																																																				
															<div><Variant Name></div> <table><tr><td colspan="5"></td><td colspan="5">Title :</td></tr><tr><td colspan="5">ASUSTeK COMPUTER INC. NB1</td><td colspan="5">Engineer:</td></tr><tr><td colspan="2">Size</td><td colspan="7">Project Name</td><td>Rev</td></tr><tr><td colspan="2">A</td><td colspan="7" rowspan="2"></td><td>1.0</td></tr><tr><td colspan="10">Date: Monday, March 09, 2009</td><td colspan="10">Sheet 85 of 96</td></tr></table>															Title :					ASUSTeK COMPUTER INC. NB1					Engineer:					Size		Project Name							Rev	A									1.0	Date: Monday, March 09, 2009										Sheet 85 of 96									
					Title :																																																																															
ASUSTeK COMPUTER INC. NB1					Engineer:																																																																															
Size		Project Name							Rev																																																																											
A									1.0																																																																											
Date: Monday, March 09, 2009										Sheet 85 of 96																																																																										
5					4					3					2					1																																																																

<Variant Name>			
		Title :	
<OrgName>		Engineer:	
Size B	Project Name		Rev 1.0
Date: Monday, March 09, 2009	Sheet	86	of 96

D

1

C

c

B

E

A

A

<Variant Name>



Title :

<OrgName>

Engineer:

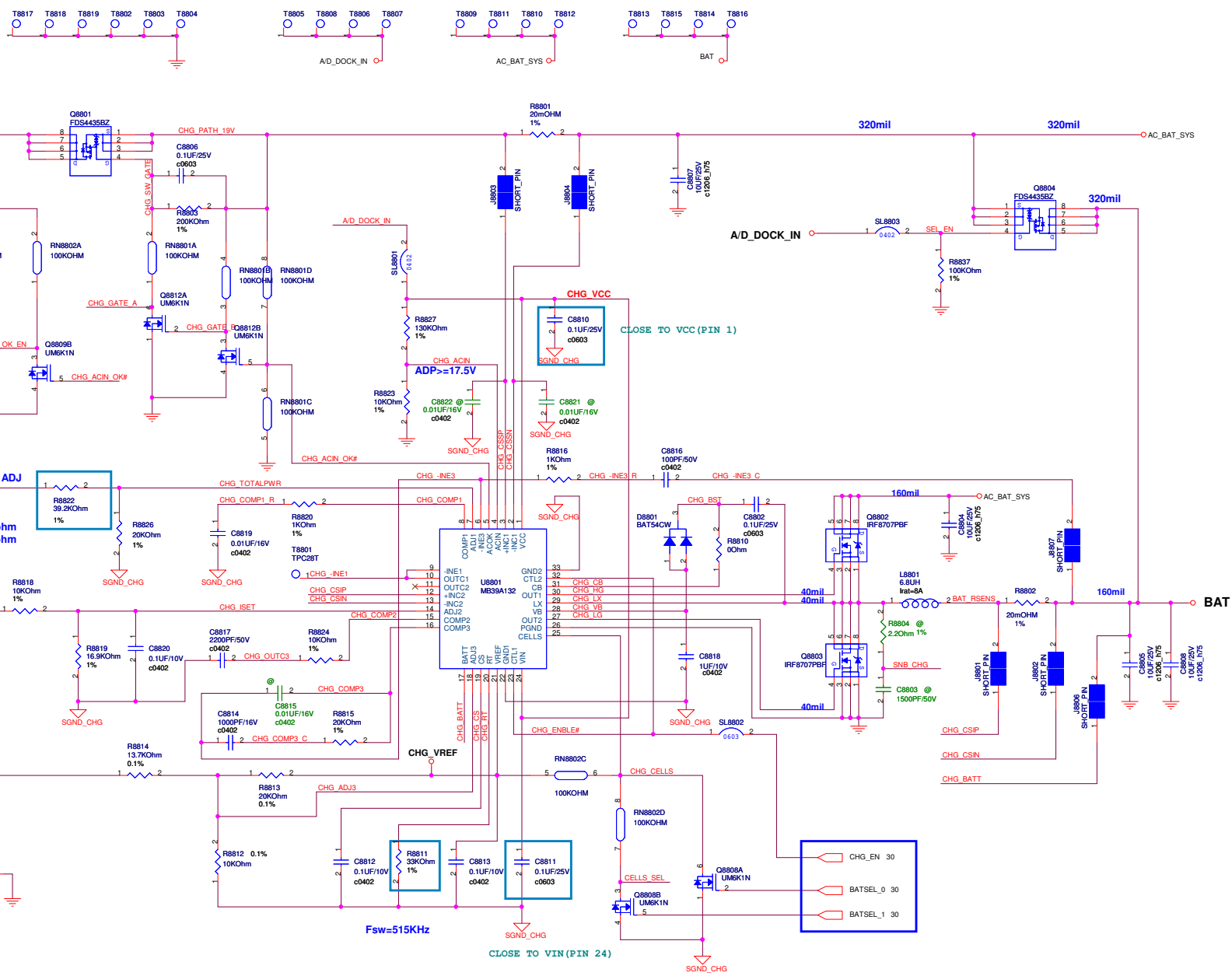
Size
Custom

Project Name	
--------------	--

Rev	1.0
-----	-----

Date: Monday, March 09, 2009


Sheet 87 of 96




WWW.AliSaler.Com

Battery Cells		
BATSEL_1	BATSEL_0	CELLS
H	H	2 CELLS
L	H	2 CELLS
H	L	3 CELLS
L	L	4 CELLS


Charger IC and EC Code correlation sheet :
 Charger MAX8725 => EC CODE : 200
 Charger MAX17015 => EC CODE : 201
 Charger MB39A132 => EC CODE : 202



<Variant Name>			
		Title :	
<OrgName>		Engineer:	
Size	Project Name		Rev
Custom			1.0
Date: Monday, March 09, 2009		Sheet 89 of 96	

BATTERY IN DETECT

<Variant Name>



ASUSTeK COMPUTER INC. NB

Title : POWER_DETECT

Size
Custom

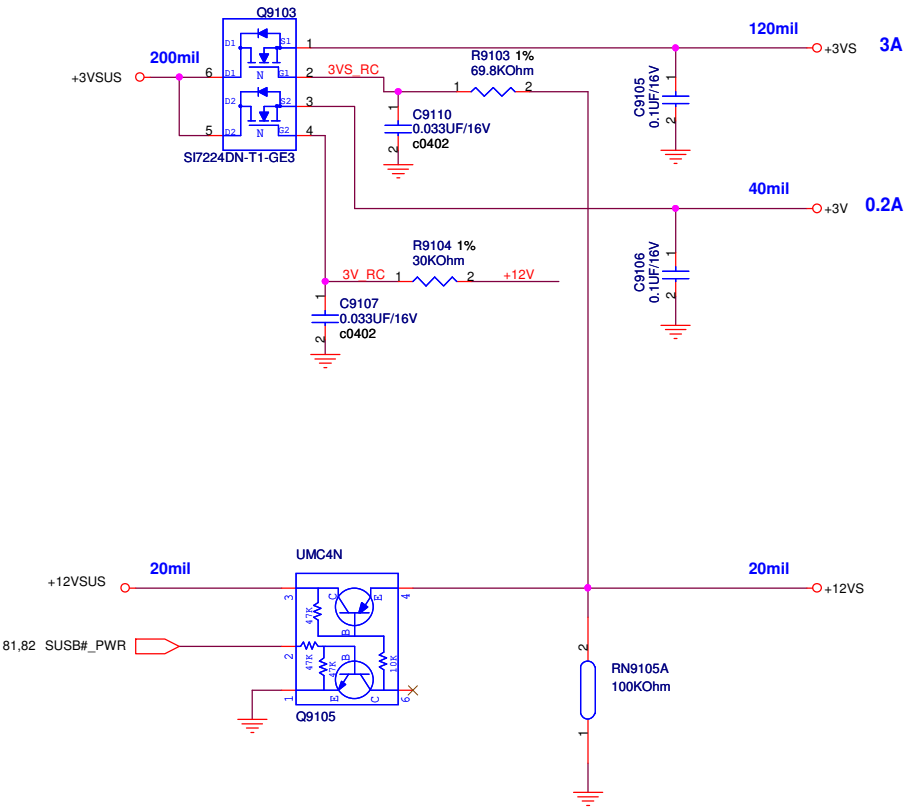
Project Name
K50II

Rev
1.0

Date: Monday, March 09, 2009

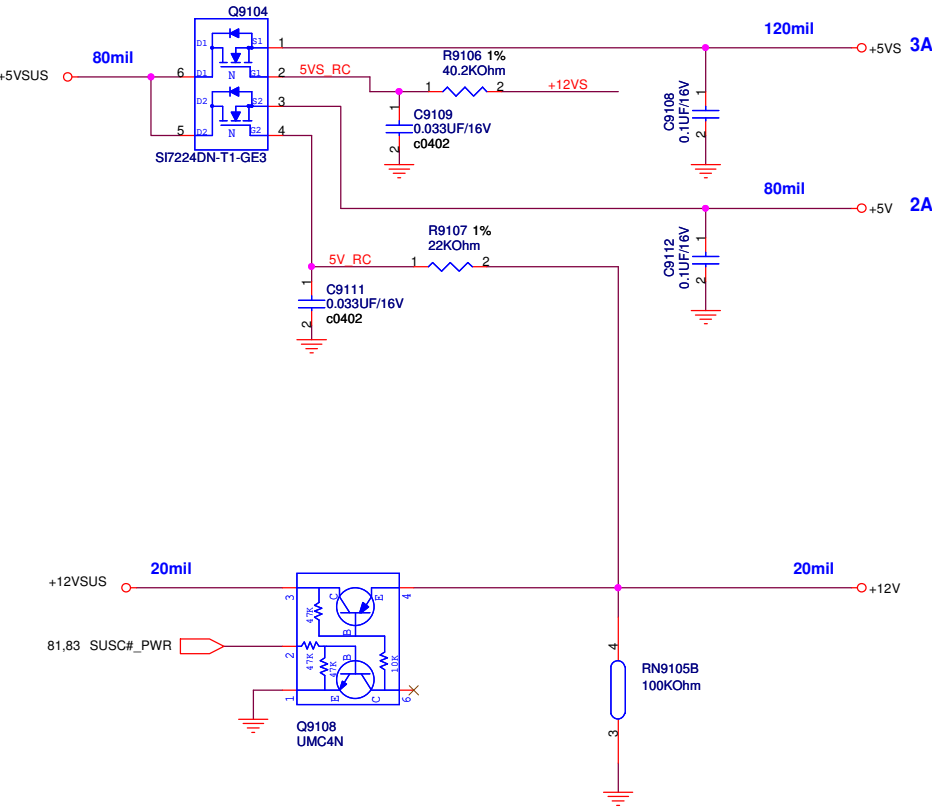
Sheet 90 of 96

SUSB#_PWR POWER



Total count: 19 pcs

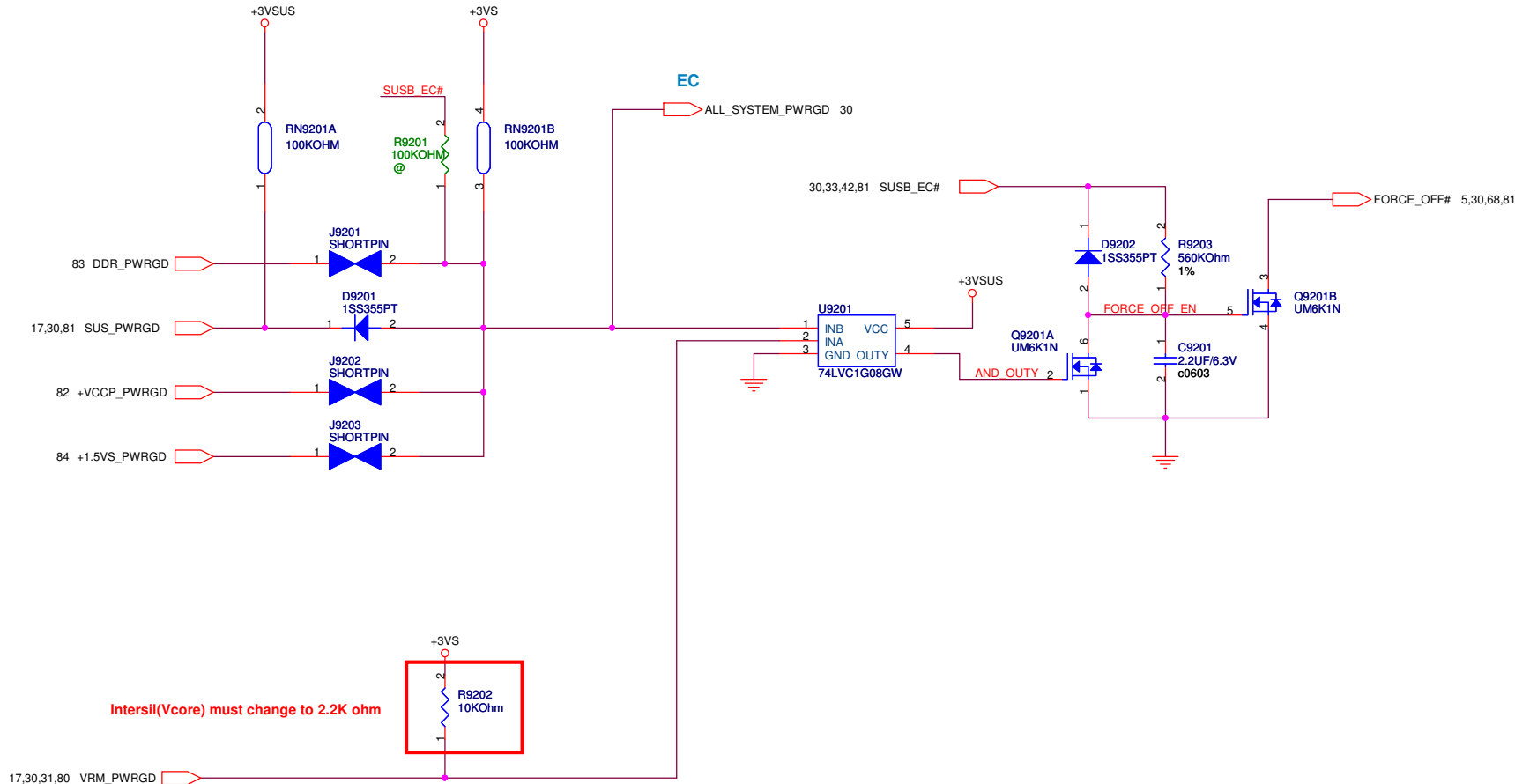
SUSC#_PWR POWER



<Variant Name>

ASUS		Title :POWER_LOAD SWITCH	
ASUSTeK COMPUTER INC. NB		Engineer: Morris	
Size B	Project Name K50		Rev 1.0
Date: Monday, March 09, 2009		Sheet	91 of 96

POWER GOOD DETECTOR




Total count: 8 pcs

<Variant Name>			Title :POWER_PROTECT	
ASUSTeK COMPUTER INC. NB			Engineer: Morris	
Size B	Project Name K50			Rev 1.0
Date: Monday, March 09, 2009		Sheet 92 of 96		



AC_BAT_SYS



VR_VID0~VR_VID6, H_DPRSTP#,
MCH_OK, PM_DPRSLPVR, PM_PSI#,
VCCSENSE, VSSSENSE, STP_CPU#,
PWR_MON