

THIS DRAWING AND SPECIFICATIONS, HEREIN, ARE THE PROPERTY OF INVENTEC CORPORATION AND SHALL NOT BE REPRODUCED, COPIED, OR USED IN WHOLE OR IN PART AS THE BASIS FOR THE MANUFACTURE OR SALE OF ITEMS WITHOUT WRITTEN PERMISSION, INVENTEC CORPORATION, 2012 ALL RIGHT RESERVED.

HSF Property: ROHS or Halogen-Free

1310A2548301 (SAMSUNG) R5061 CHANGE TO 6013A0107901 (45.3K OHM)  
1310A2548302 (MICRON) R5061 CHANGE TO 6013A0017501 (30.1K OHM)

15CR-UMA-MV-0221

2013.02.21

Chief River						
UMA	DIS					
PGA 35W(dual)-HM77						
NA	N14P-GV2 23*23				N14P-GT 29*29	
NA	900MHz 256Mx16 DDR3 4pcs (2G)		900MHz 256Mx16 DDR3 8pcs (4G)		1GHz 128Mx16 GDDR5 8pcs (2G)	
	Samsung K4W4G1646B-HC11	Micron MT41K256M16HA-107G:E	Samsung K4W4G1646B-HC11	Micron MT41K256M16HA-107G:E	Hynix H5GQ2H24AFR-T2C	Samsung K4G20325FD-FC04
6050A2548201	6050A2548301				6050A2548401	
PCB-1(6L)	PCB-2 (8L)				PCB-3 (8L)	
1310A2548201	1310A2548301	1310A2548302	1310A2548303	1310A2548304	1310A2548401	1310A2548402

USB BOARD (6L) 1310A2548501 6050A2548501  
POWER BOARD (6L) 1310A2548701 6050A2548701  
POWER BOARD (8L) 1310A2548801 6050A2548801  
USB BOARD (8L) 1310A2548601 6050A2548601

Location	Part number	Factory	Manufacturer Part No	Marking
D300	1st : 6011A0026801	DIODES	D-BAT54-7	KL1
	2nd : 60110GA0367T	NXP	BAT54	L4
Q300	1st : 6015B0110701	TOSHIBA	SSM3K7002BFU	NM
Q301	2nd : 6015B0142901	DIODES	DMN65D8LV-7	MM3
U301	1st : 6019B0932401	MXIC	MX25L512EM-10G	
512KB	2nd : 6019B0816001	ATMEL	AT25FS128-SSH-T	
U301	1st : 6019B1016101	WINBOND	W25Q32FVSSIG	
4MB	2nd : 6019B0794701	MXIC	MX25L3206EM2I-12G	
U301	1st : 6019B095901	WINBOND	W25Q64FVSSIG	
8MB	2nd : 6019B0813101	MXIC	MX25L6406EM2I-12G	

2012/5/02	DB	X01
21-FEB-2013		
DATE	CHANGE NO.	REV

DRAWER	EE	DATE	POWER	DATE	INVENTEC			
DESIGN	Abel				MODEL, PROJECT, FUNCTION			
CHECK	Alan				Main Board			
RESPONSIBLE								
FILE NAME			VER.		SIZE	CODE	DOC NUMBER	REV
FILE NAME					C	CS	1310A2548301	A02
FILE NAME								
FILE NAME								

# Index

1 COVER  
2 INDEX  
3 BLOCK DIAGRAM  
4 POWER PROCEDURE  
5 SELECTOR  
6 CHARGER  
7 P3V3\_P5V0  
8 PVDDQ  
9 P1V0S\_VCCP  
10 P1V8S  
11 P1V5S  
12 PVSA  
13 PVCORE1  
14 PVCORE2  
15 POWER TO EE PORT & EMI PART  
16 P5V0S & P3V3S  
17 CPU1  
18 CPU2\_EDP & FDI & DMI & PCIE\_GPU  
19 CPU3  
20 CPU4  
21 CPU5  
22 CPU6  
23 THERMAL & FAN  
24 DDR3-1  
25 DDR3-2

26 PCH1 RTC,HDA,SPI,LPC.SATA  
27 PCH2 CLK,SMBUS,PCI-E  
28 PCH3 DMI,FDI,SPM  
29 PCH4 LVDS,CRT  
30 PCH5 PCI,USB  
31 PCH6 GPIO,CPU/MISC  
32 PCH7 POWER  
33 PCH8 POWER  
34 PCH9 GND  
35 EC IT8527  
36 KB CONN & LED  
37 40 PIN LCM  
38 HDMI  
39 SATA HDD & MSATA  
40 USB3.0 CONN  
41 CARD READER  
42 WLAN  
43 G-SENSOR  
44 AUDIO-1  
45 AUDIO-2  
46 AUDIO-3  
47 FINGER PRINT  
48 MB TO DB CONN & SCREW  
49 AUB\_BLANK  
50 AUB\_USB30-1

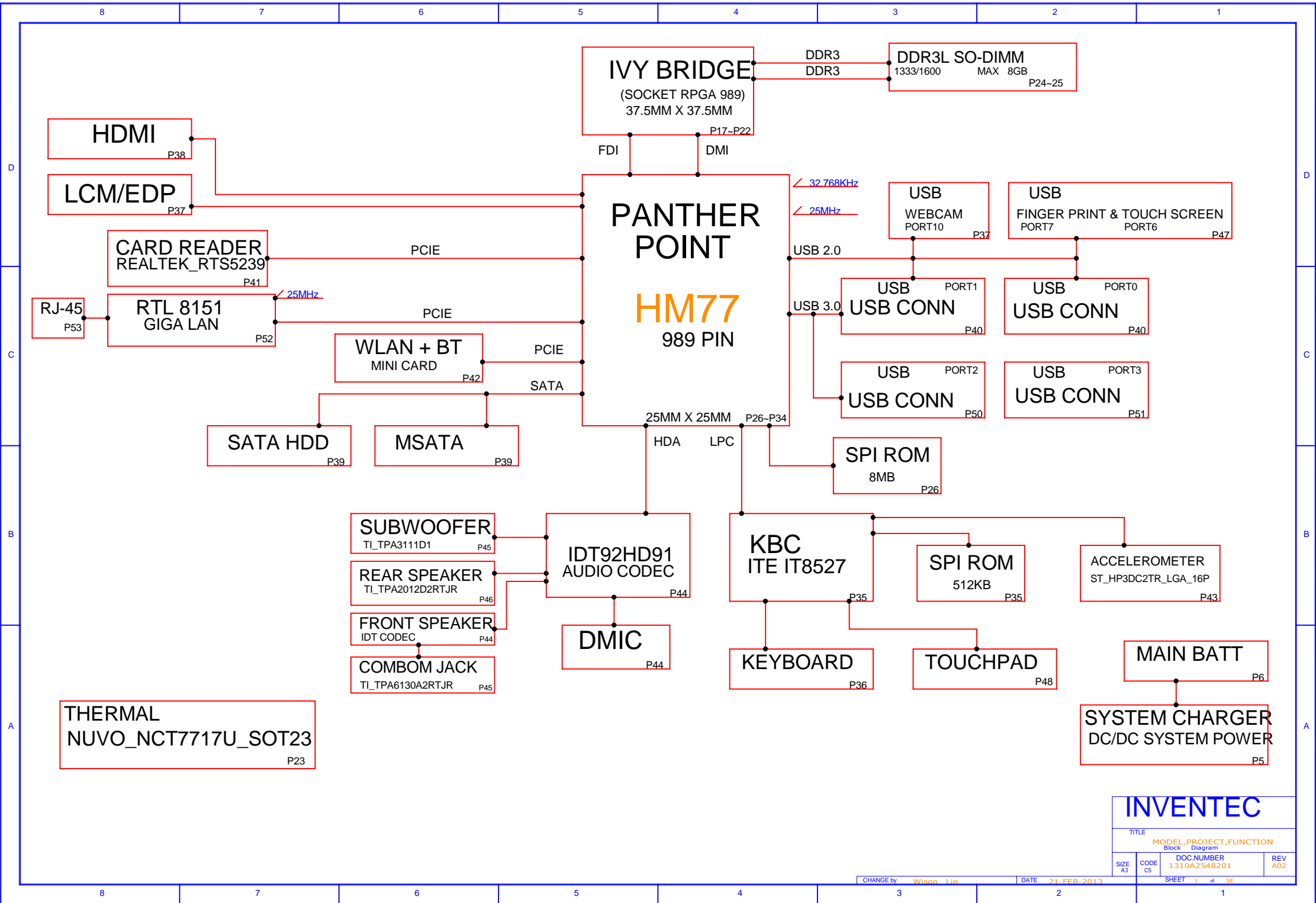
51 AUB\_USB30-2  
52 LAN RLT8161GSH-CG  
53 TRANSFORMER & RJ45  
54 JACK  
55 DAUGHTER BOARD  
56 ESD BOARD  
57 POWER SEQUENCE  
58 POWER SEQUENCE2

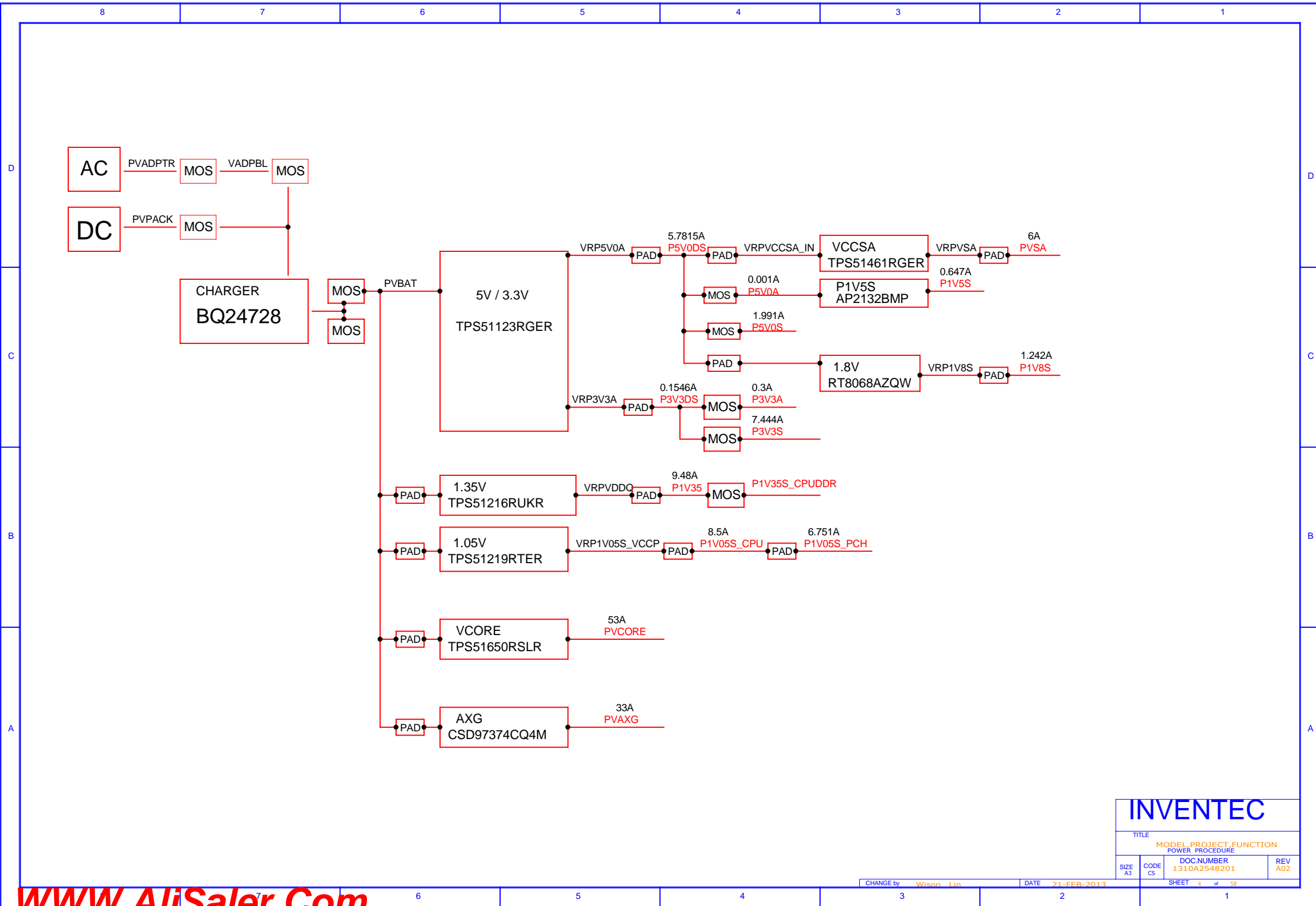
**INVENTEC**TITLE  
MODEL,PROJECT,FUNCTION  
INDEX

SIZE A3	CODE CS	DOC NUMBER 1310A2548201	REV A02
------------	------------	----------------------------	------------

SHEET 2 of 58

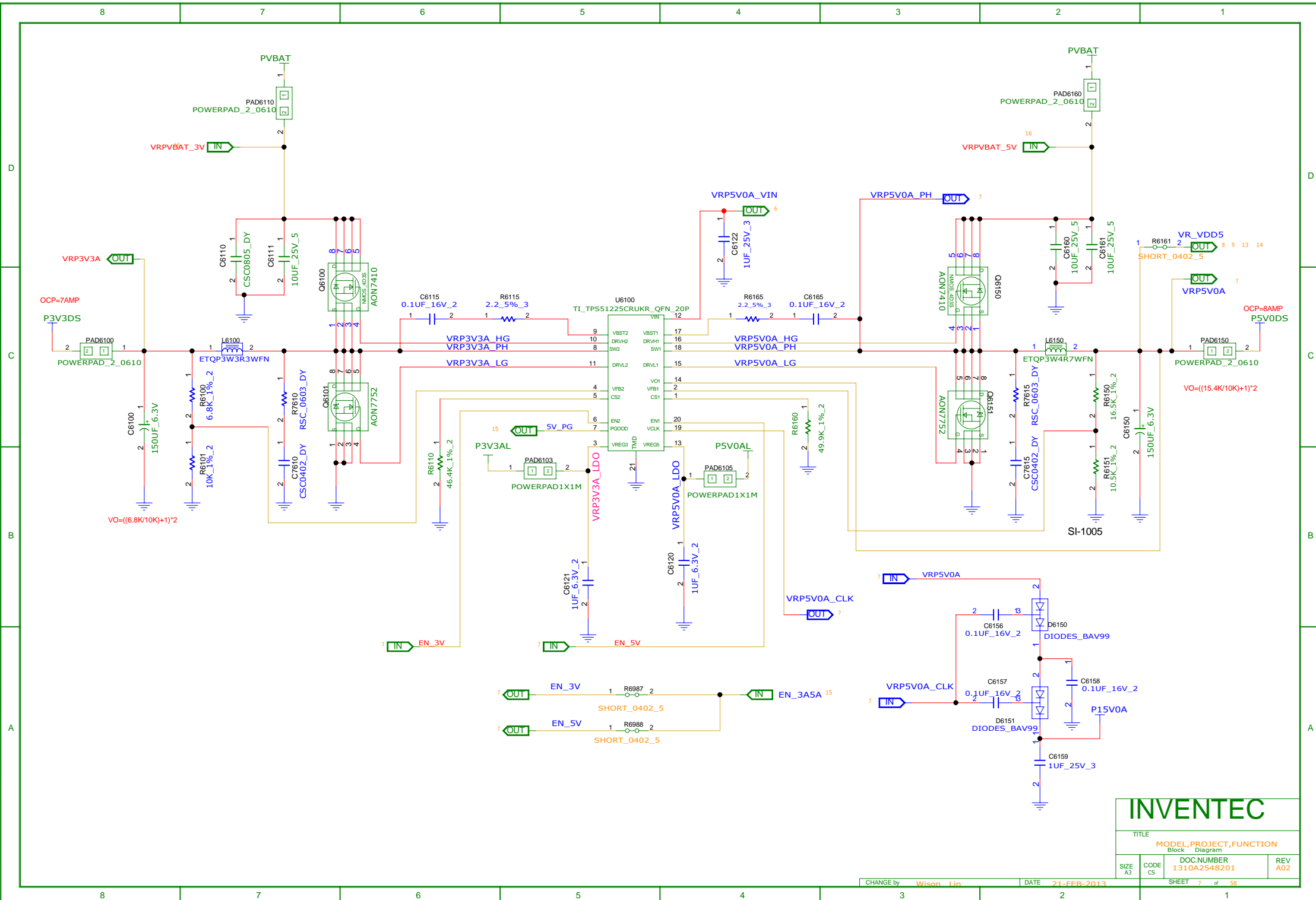
CHANGE by Wilson Lin DATE 21-FEB-2013










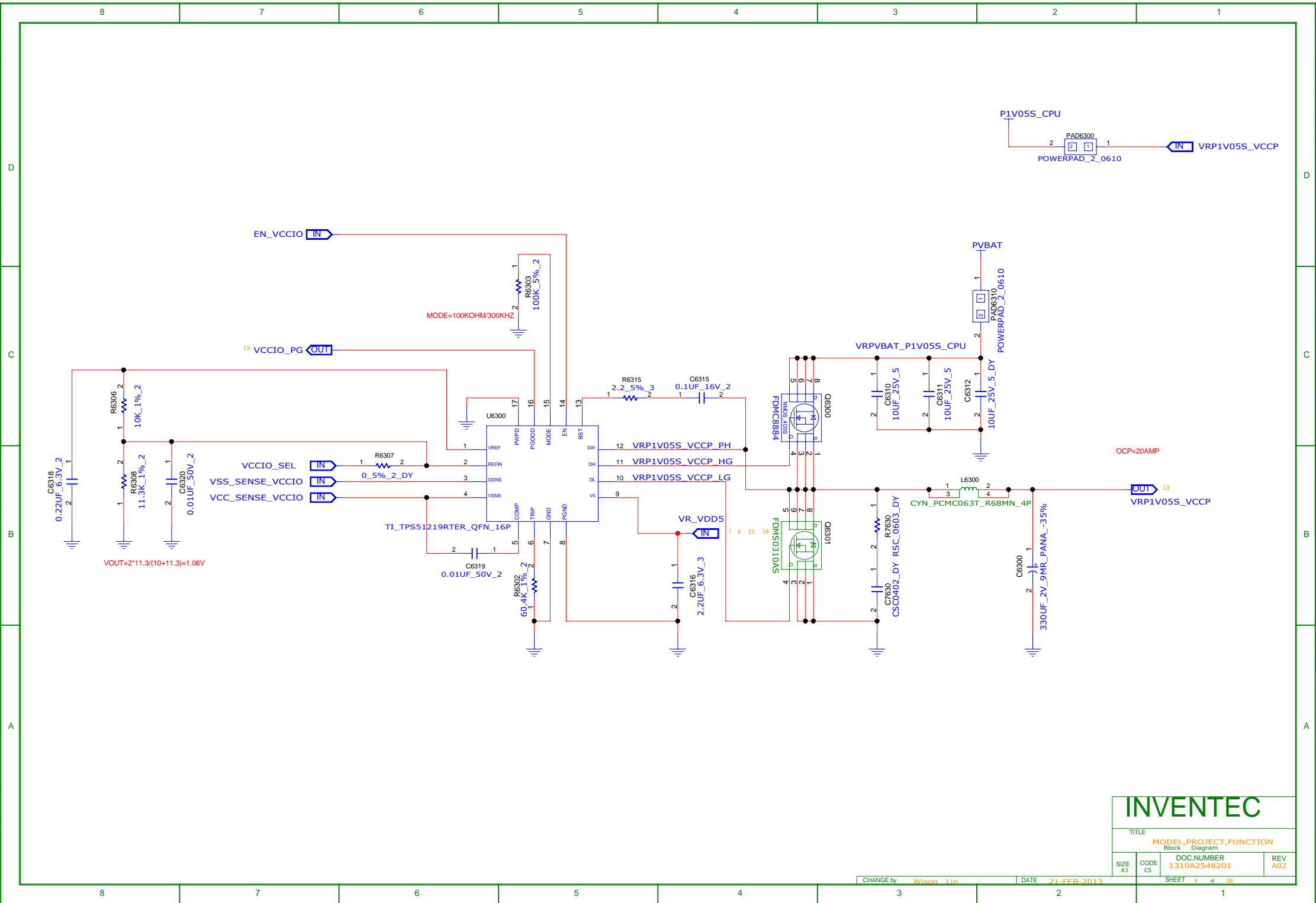




STATE	S3	S5	VREF	VDDQ	VTTREF	VTT
S0	HI	HI	ON	ON	ON	ON
S3	LO	HI	ON	ON	ON	OFF(High-Z)
S4/S5	LO	LO	OFF	OFF(Discharge)	OFF(Discharge)	OFF(Discharge)

SHEET 8 of 58

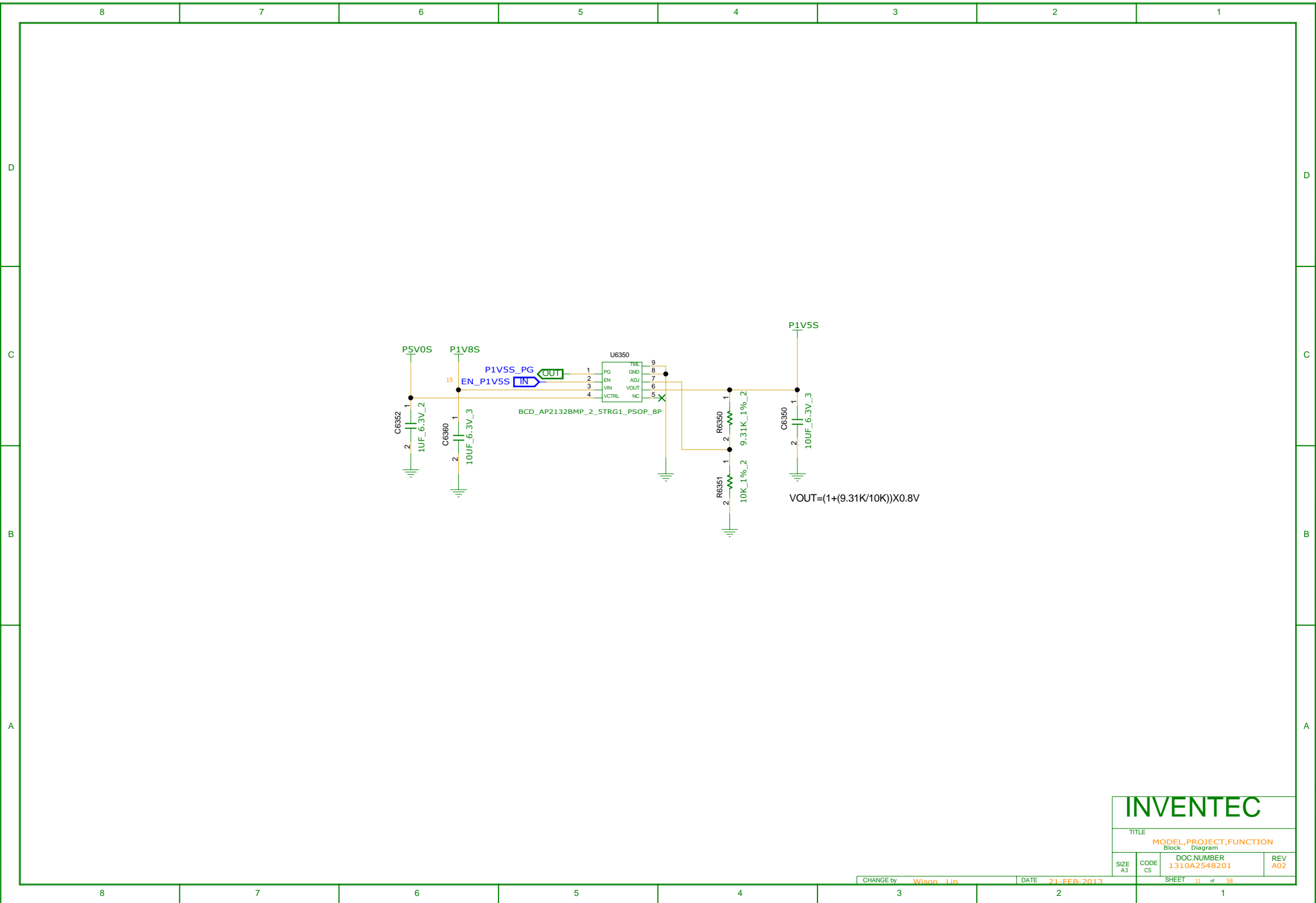




INVENTEC

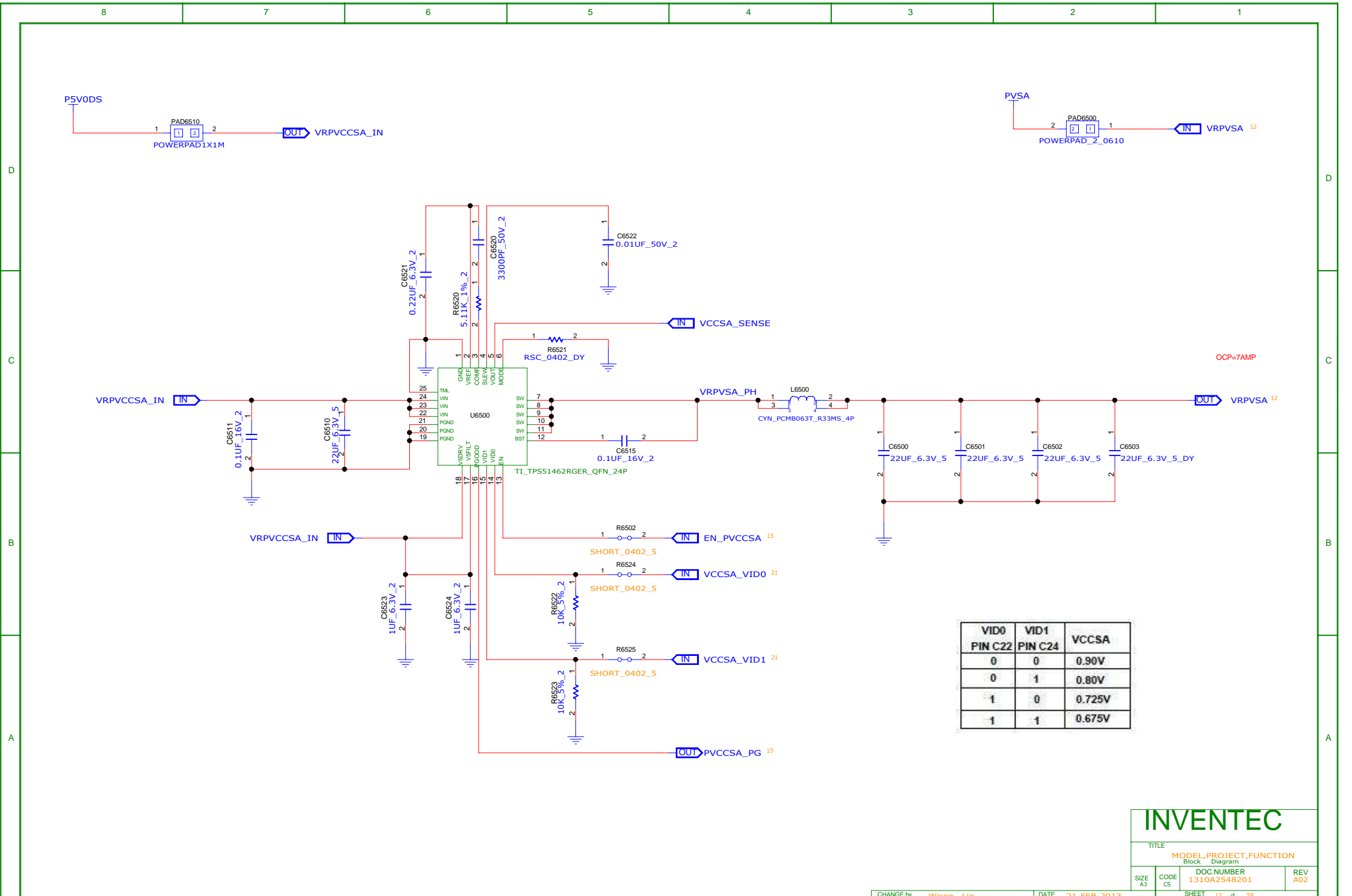
TITLE			
MODEL,PROJECT,FUNCTION			
Block Diagram			
SIZE	CODE	DOC NUMBER	REV
A3	CS	1310A2548201	A02





INVENTEC

TITLE			
MODEL,PROJECT,FUNCTION			
Block Diagram			
SIZE	CODE	DOC NUMBER	REV
A3	CS	1310A2548201	A02



INVENTEC

TITLE

MODEL,PROJECT,FUNCTION

Block Diagram

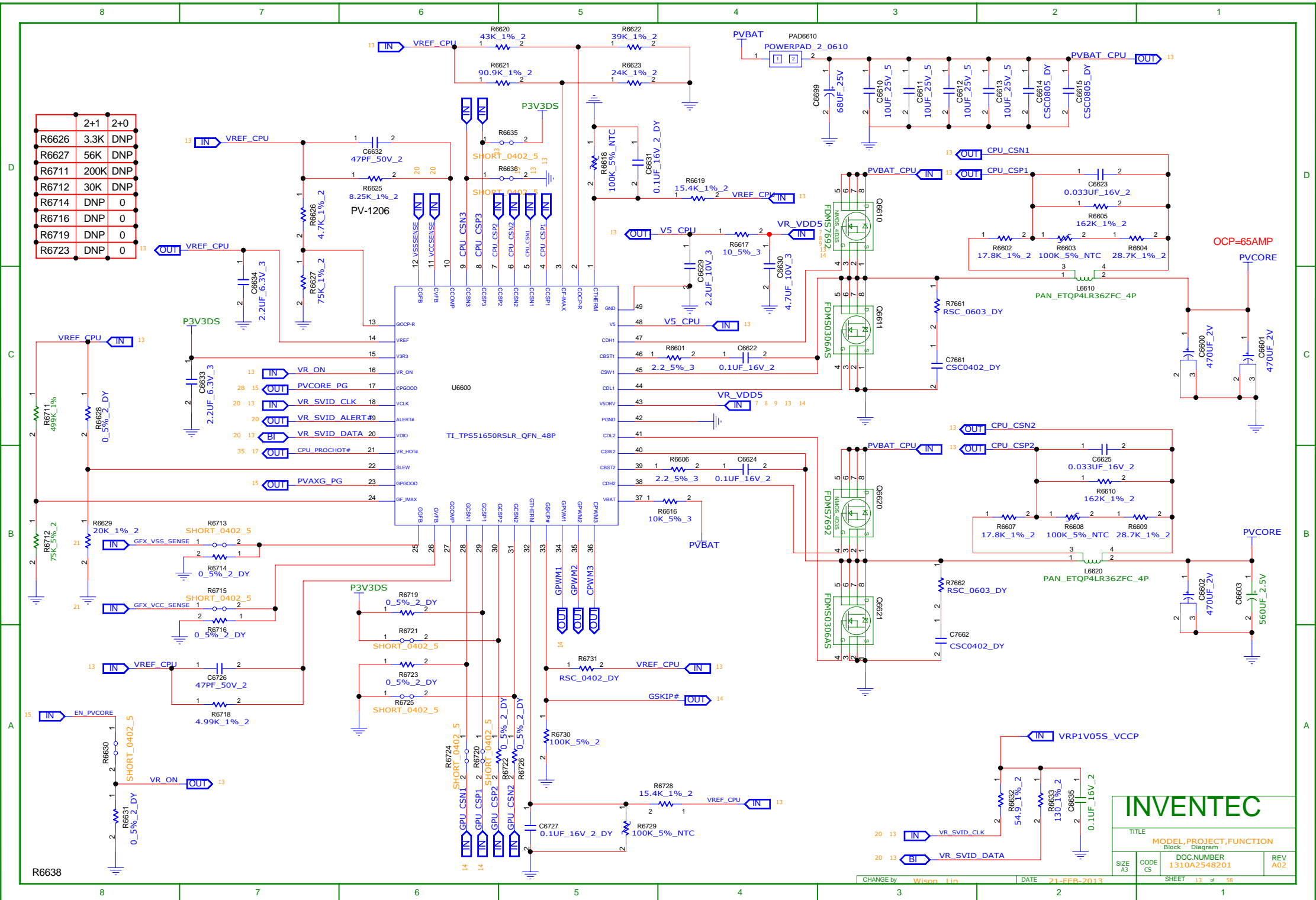
SIZE A3

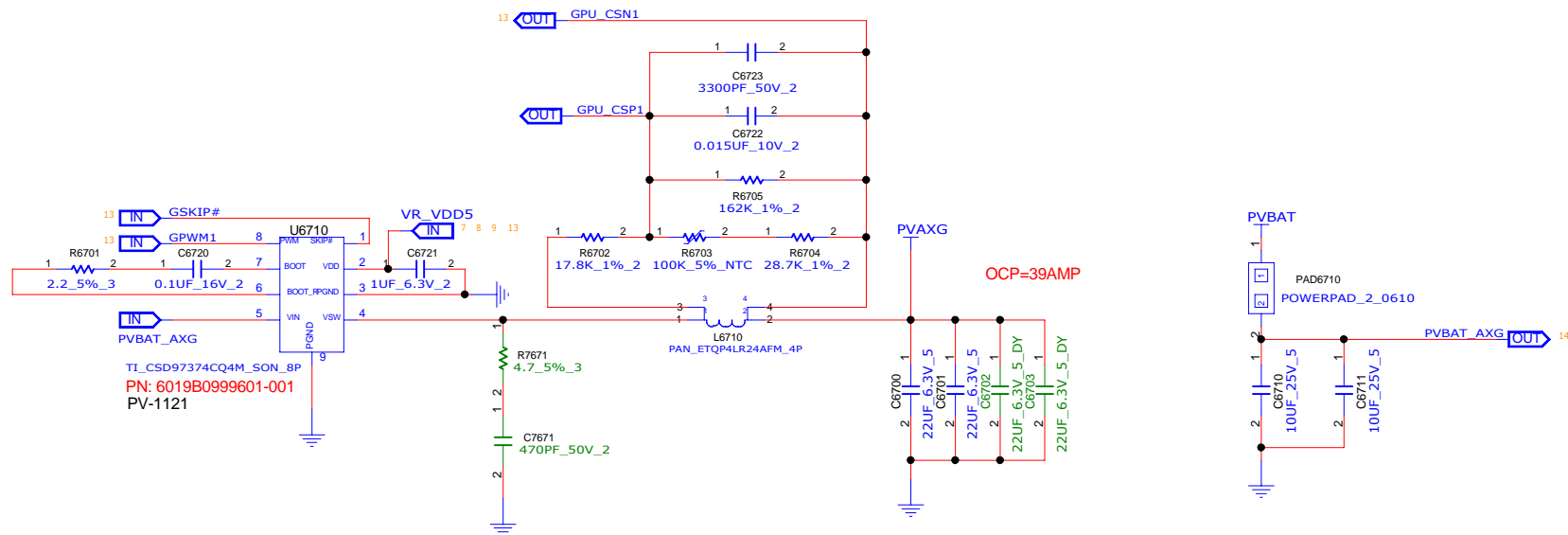
CODE CS

DOC NUMBER 1310A2548201

REV A02

SHEET 12 of 58



**INVENTEC**TITLE  
MODEL,PROJECT,FUNCTION  
Block DiagramSIZE CODE DOC NUMBER REV  
A3 CS 1310A2548201 A02

CHANGE by Wison Lin DATE 21-FEB-2013

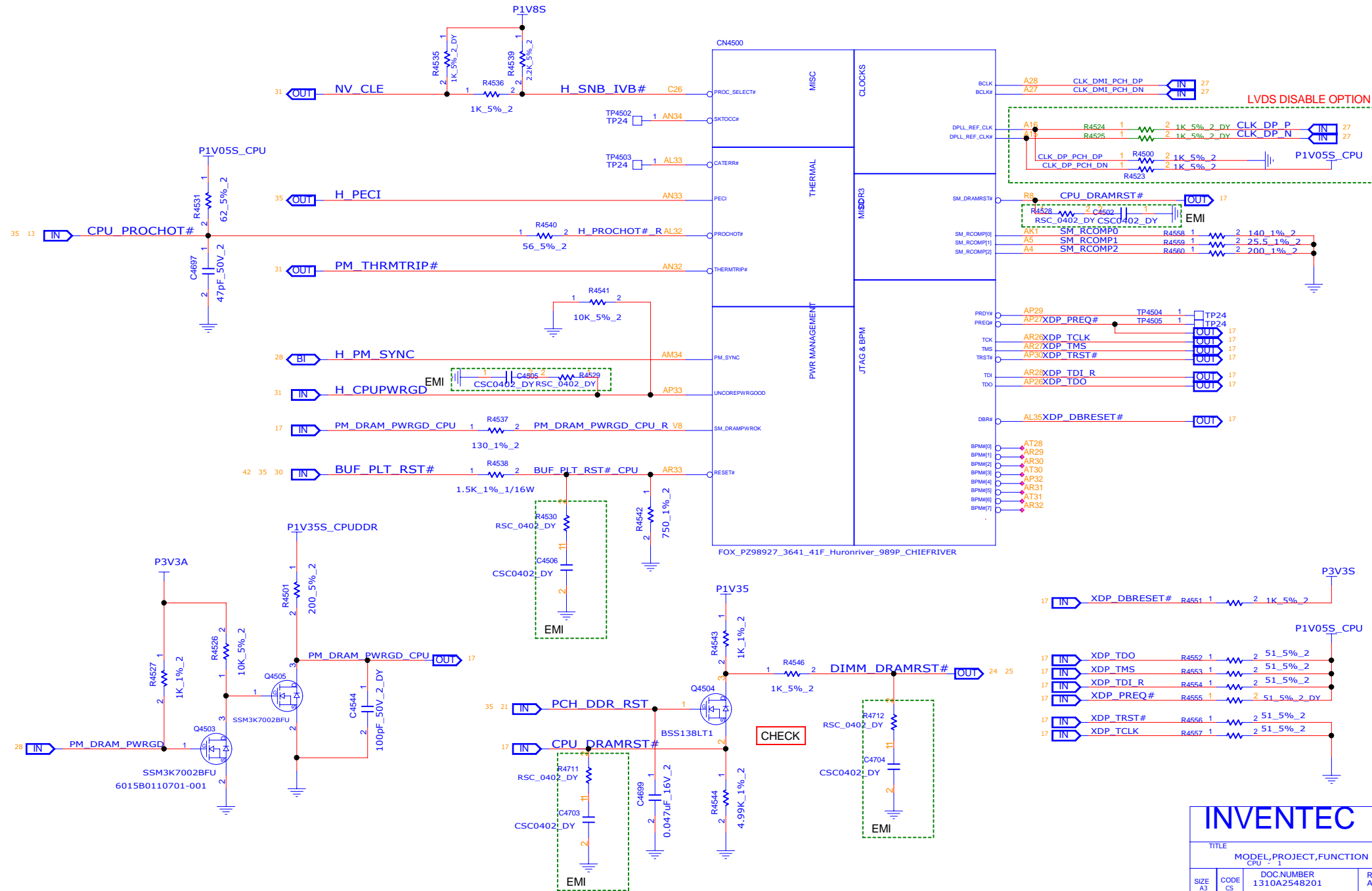
SHEET 14 of 58





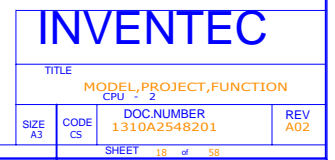



CHIEF RIVER CPU  
LOCATION 4500-4699  
VER.001\_20120807

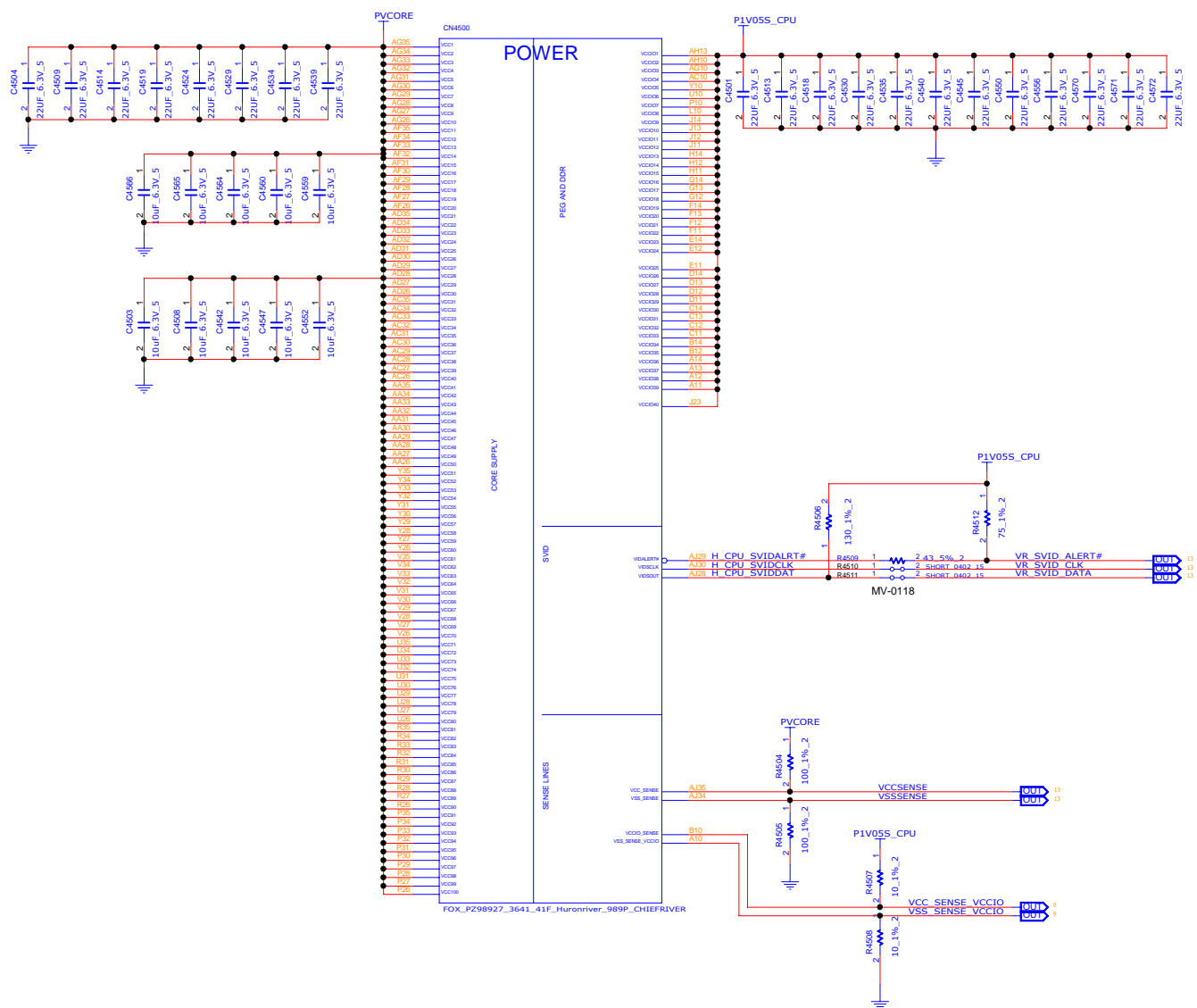


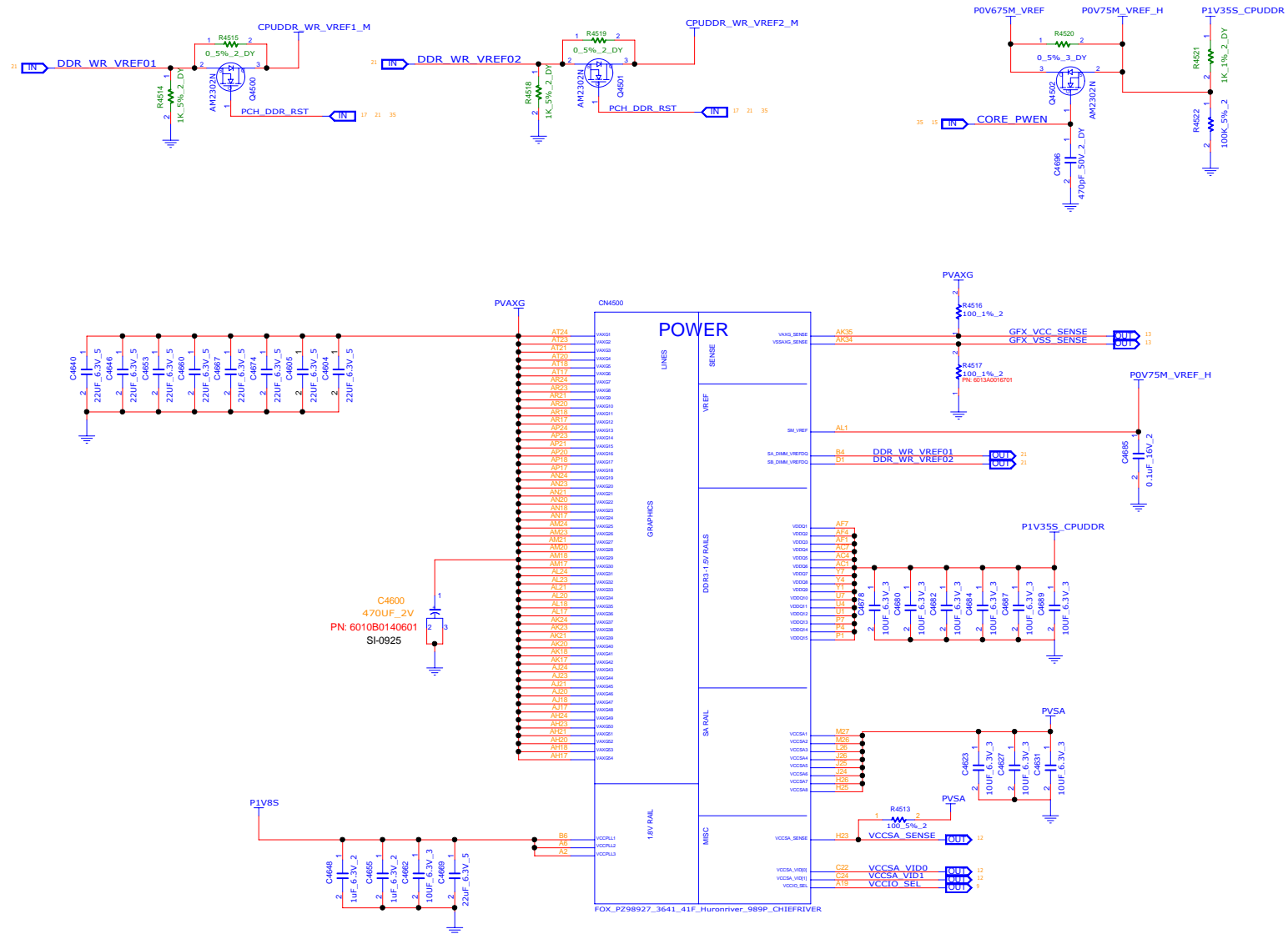
INVENTEC			
TITLE			
MODEL,PROJECT,FUNCTION			
CPU 1			
SIZE	CODE	DOC NUMBER	REV
A3	CS	1310A2548201	A02

## PCI EXPRESS\* - GRAPHICS











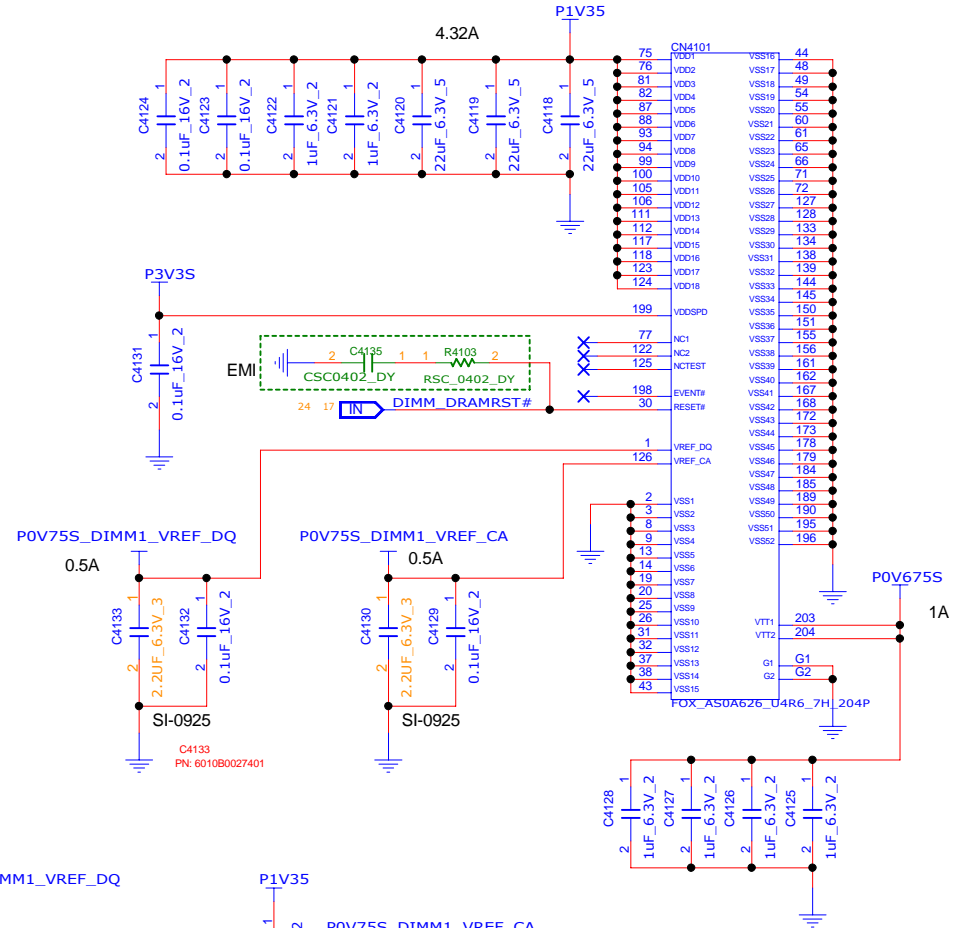




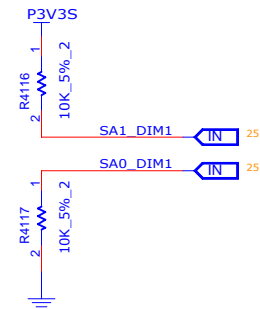


A

SANDY BRIDGE + IVY BRIDGE DG4.14



Note :  
SO-DIMMA SPD Address is 0xA4  
SO-DIMMA TS Address is 0x34



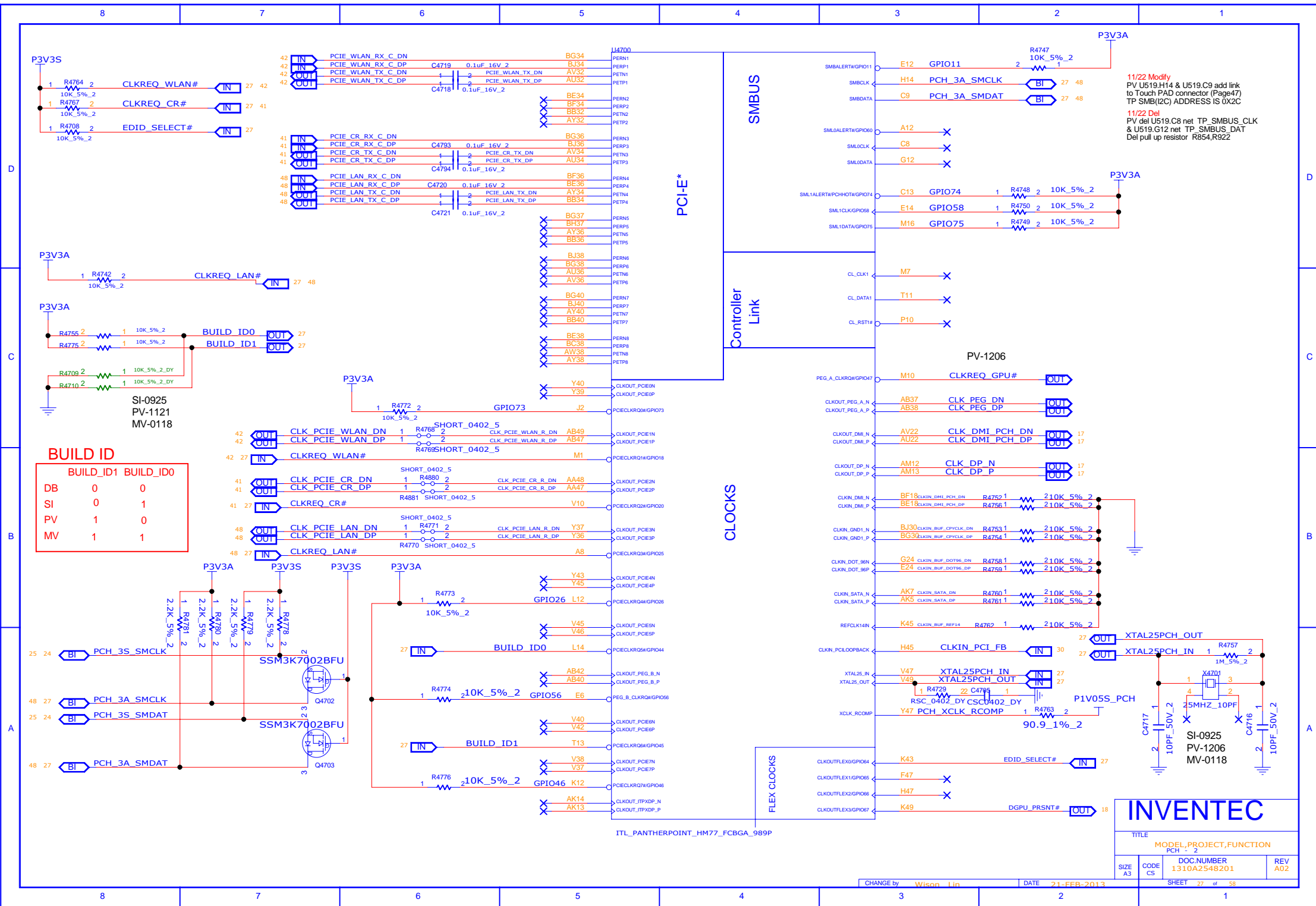
# INVENTEC

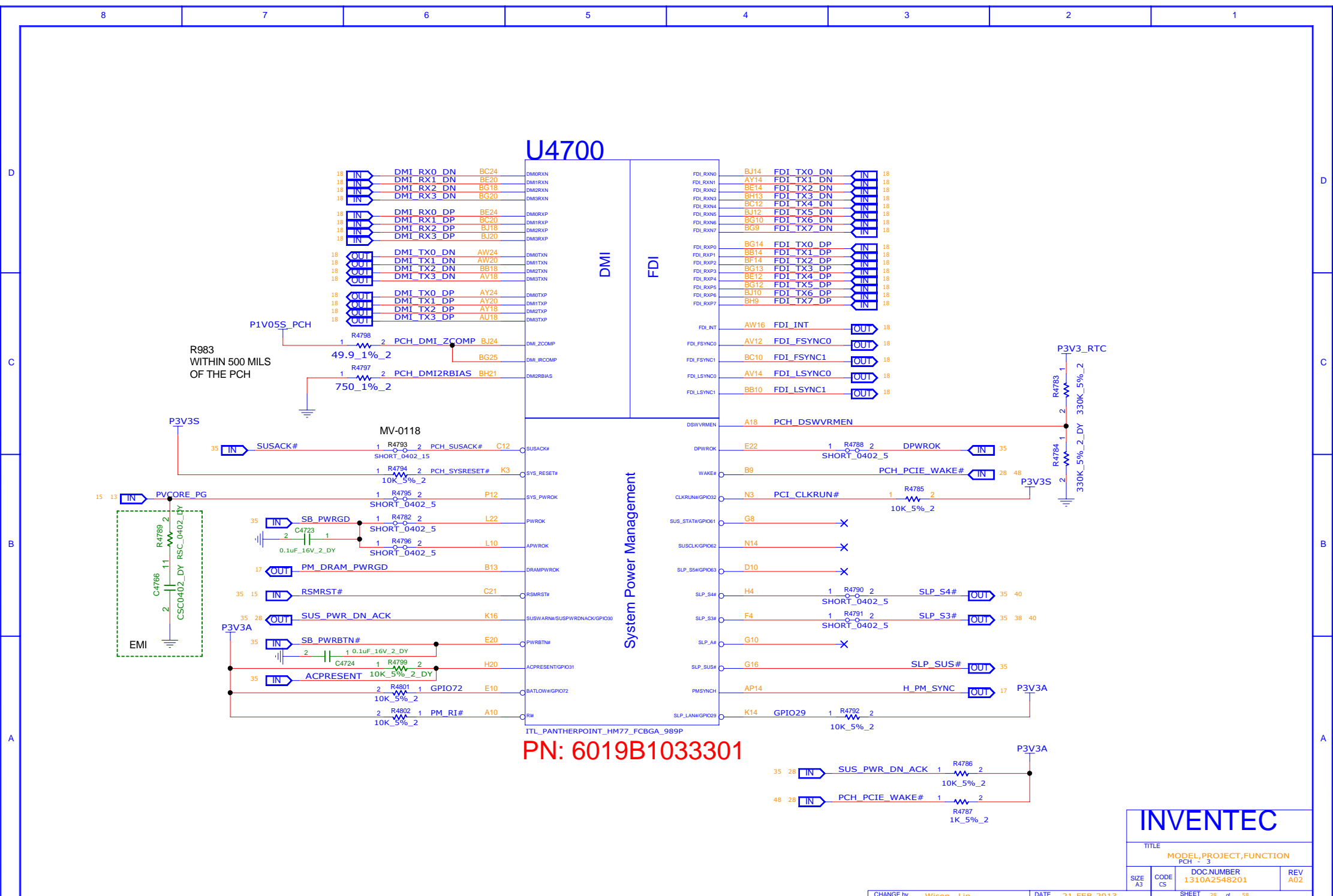
TITLE	MODEL,PROJECT,FUNCTION
-------	------------------------

SIZE A3	CODE CS	DOC.NUMBER 1310A2548201	REV A02
------------	------------	----------------------------	------------

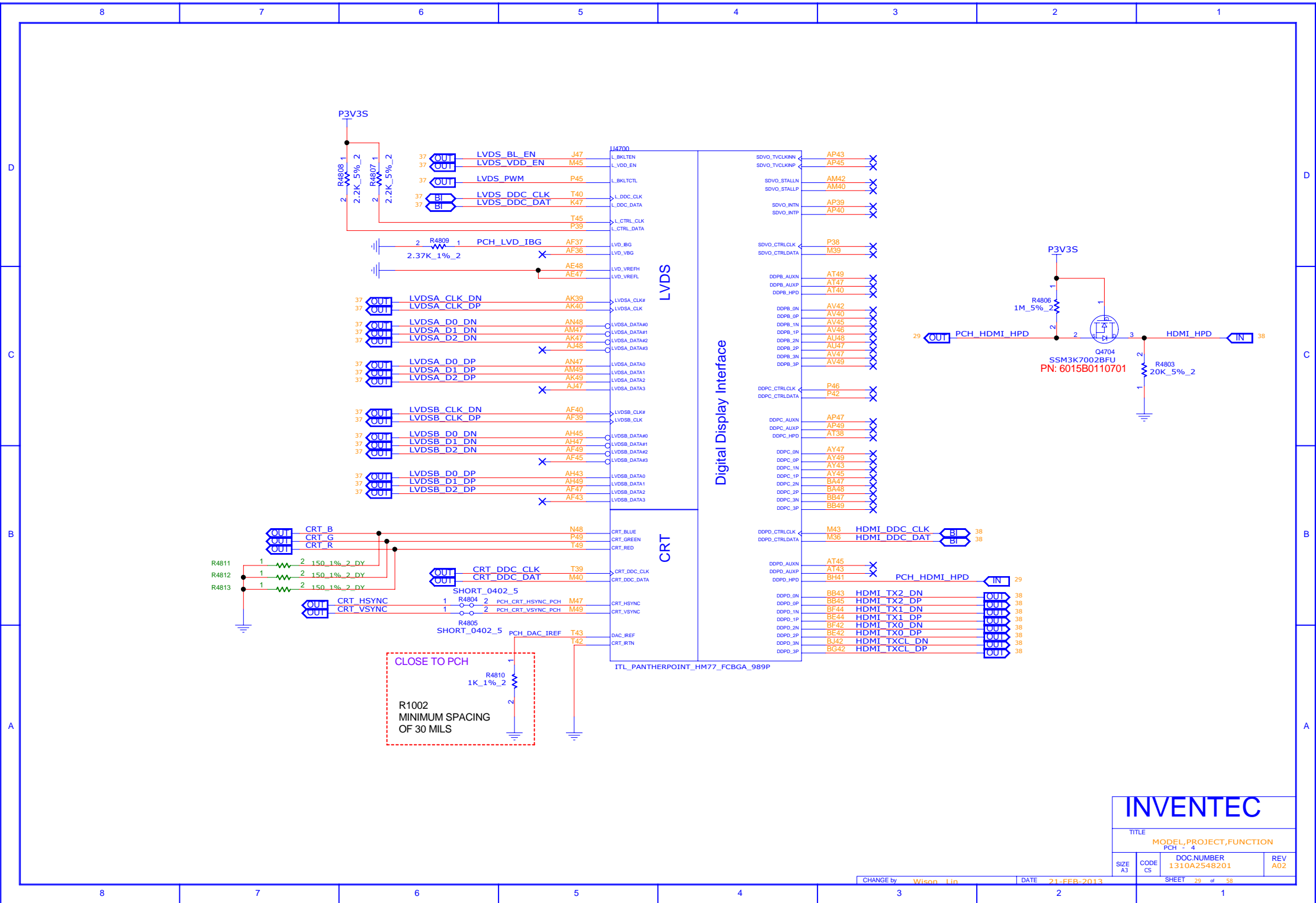
SHEET 25 of 58

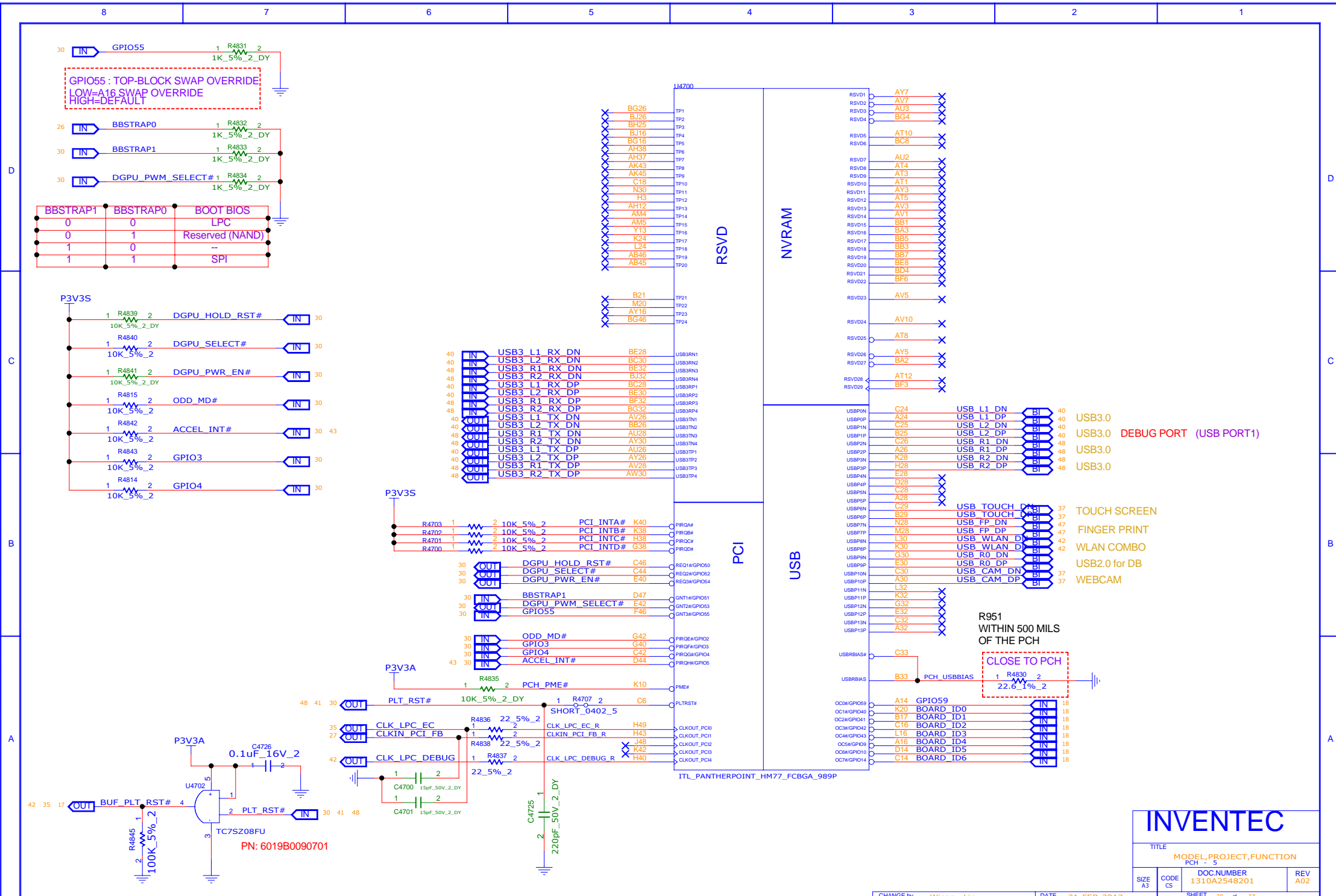


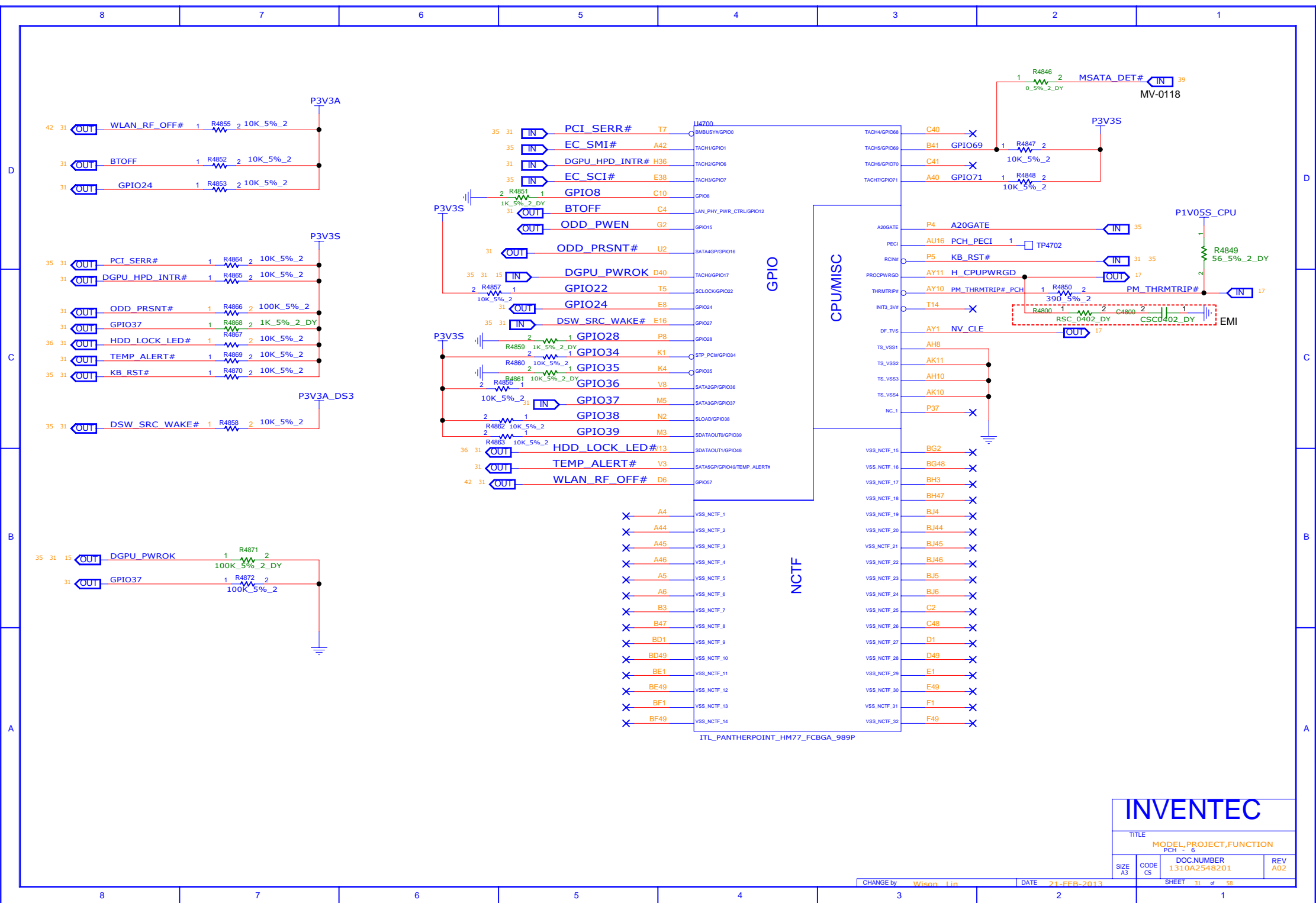




PN: 6019B1033301







INVENTEC

TITLE

MODEL,PROJECT,FUNCTION

PCH - 6

SIZE A3

CODE CS

DOC NUMBER

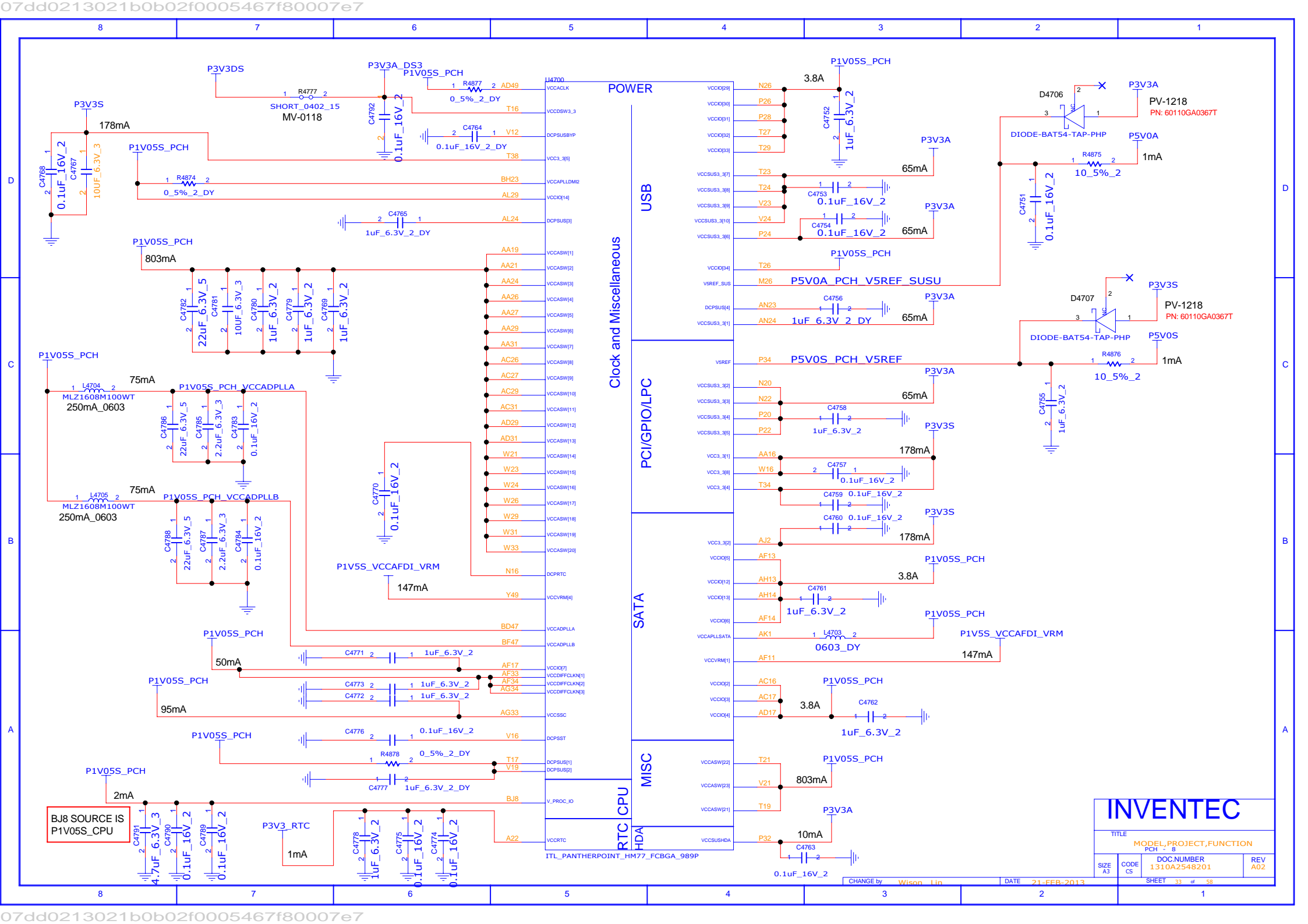
1310A2548201

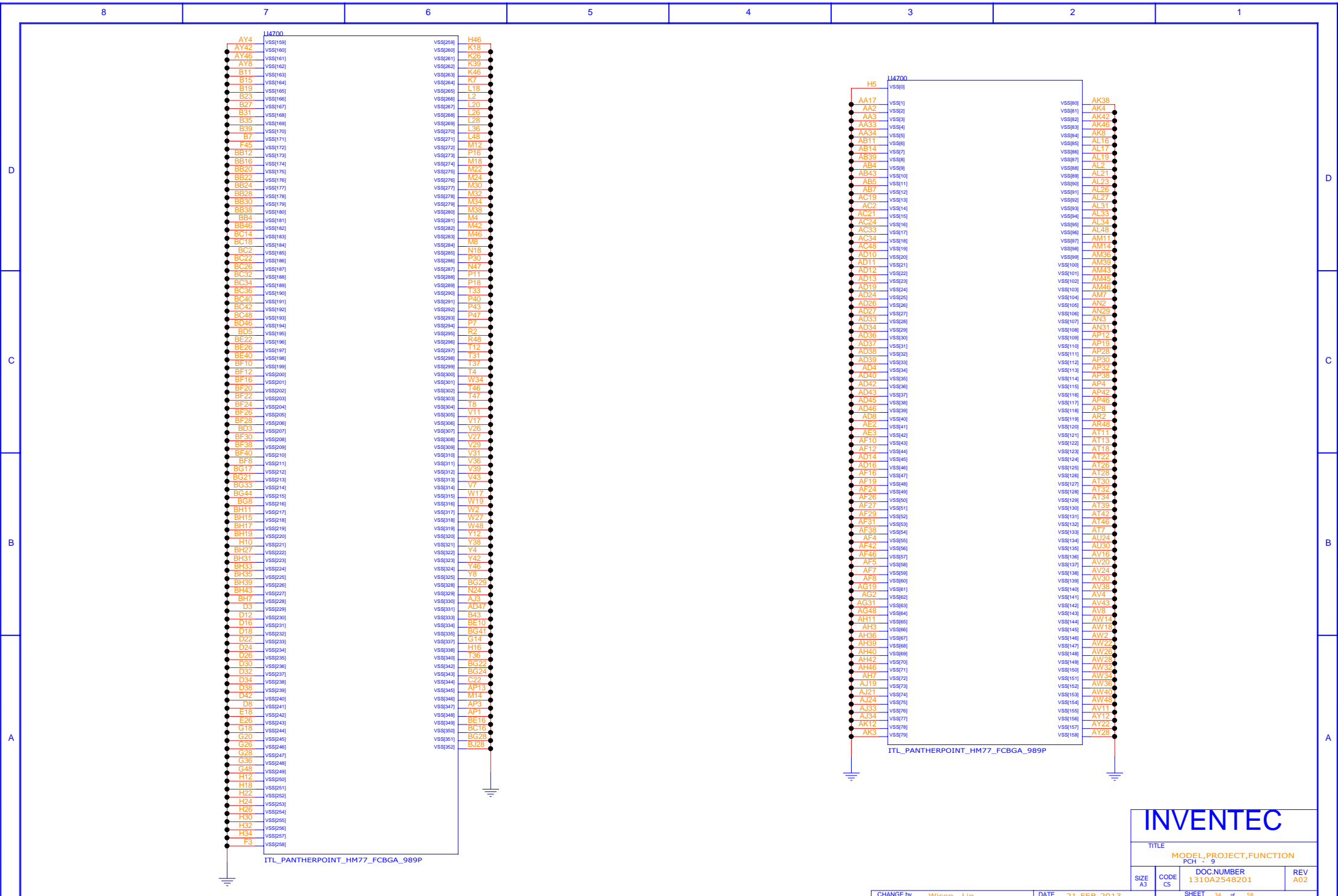
REV

A02



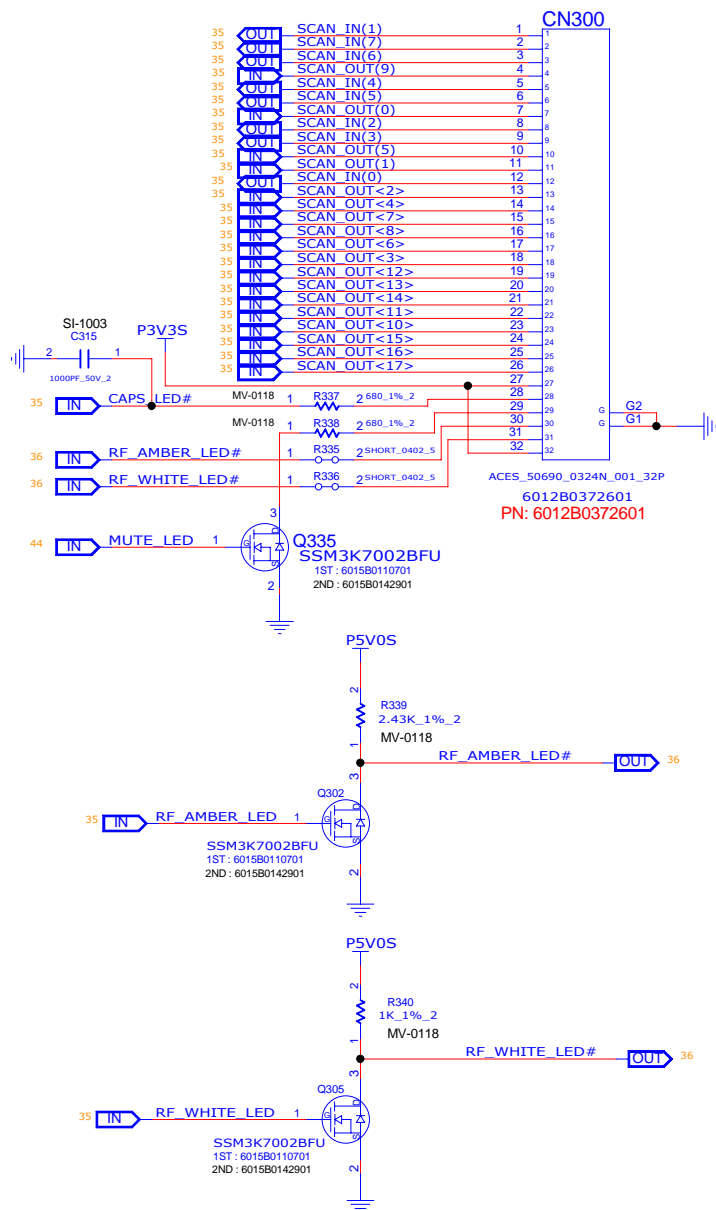






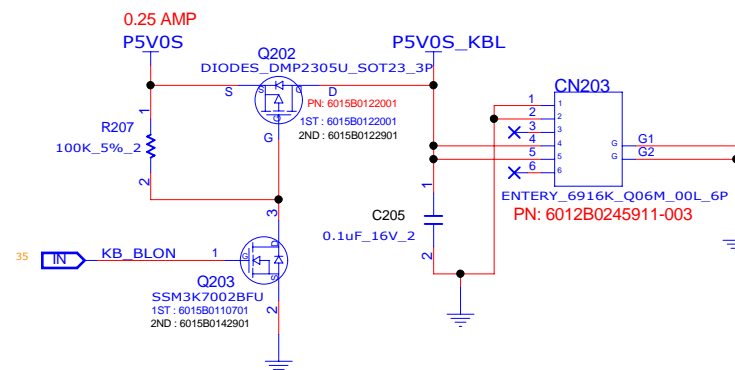


# KEYBOARD CONN(32 PIN)



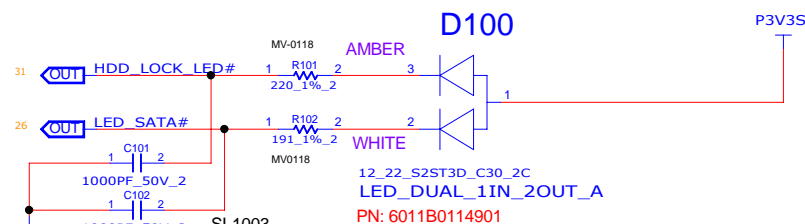
CONNECTOR KEY BOARD 200~299

# KEYBOARD BACKLIGHT

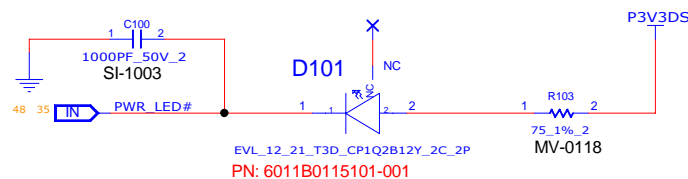


LED 100~199

# HDD LED



# POWER LED



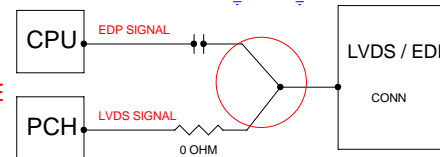
INVENTEC

TITLE			
MODEL PROJECT,FUNCTION			
KB_CONN & LED			
SIZE A3	CODE CS	DOC NUMBER 1310A2548201	REV A02

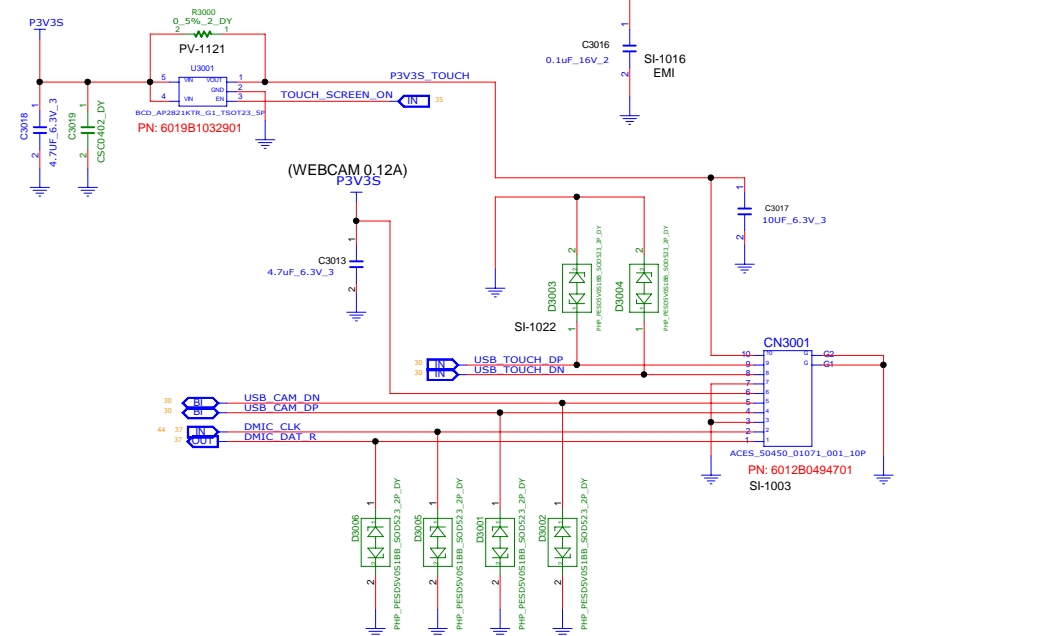
CHANGE by Wison Lin DATE 21-FEB-2013

SHEET 36 of 58

LOCATION 3000~3049  
VER.01\_20120822



CO-LAYOUT	LVDS	EDP
Q4900, R4901	×	○
R4600	×	○
R4500, R4523	○	×
R4524, R4525	×	○
C3006, C3007, C3009 C3010, C3011, C3012	×	○
R3018	×	○
R4727, R4882	×	○
C4730, C4731, C4732 L4701, R4728, C4796	○	×
R4807, R4808	○	×
R3002, R3003, R3004 R3009, R3010, R3013 R3014, R3015, R3016 R3017, R3019	○	×



## WEBCAM+TOUCHN SCREEN

INVENTEC

TITLE				MODEL,PROJECT,FUNCTION			
LVDS							
SIZE	CODE	DOC NUMBER		REV			
C	CS	1310A2548201		A02			
SHEET				37		of 58	



D

C

B

A

D

C

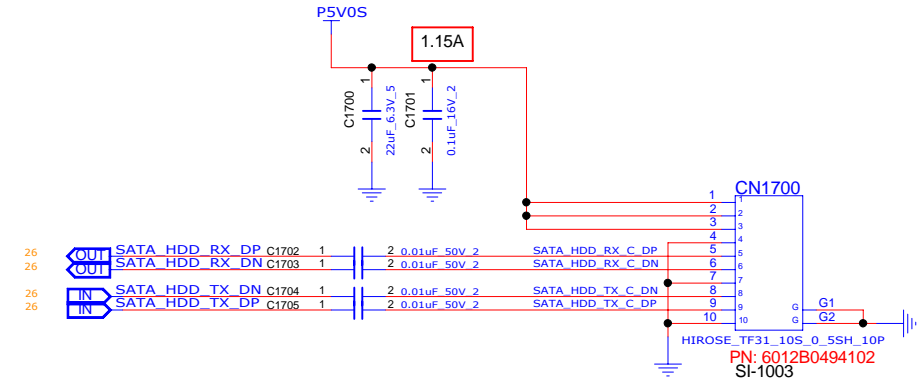
B

A

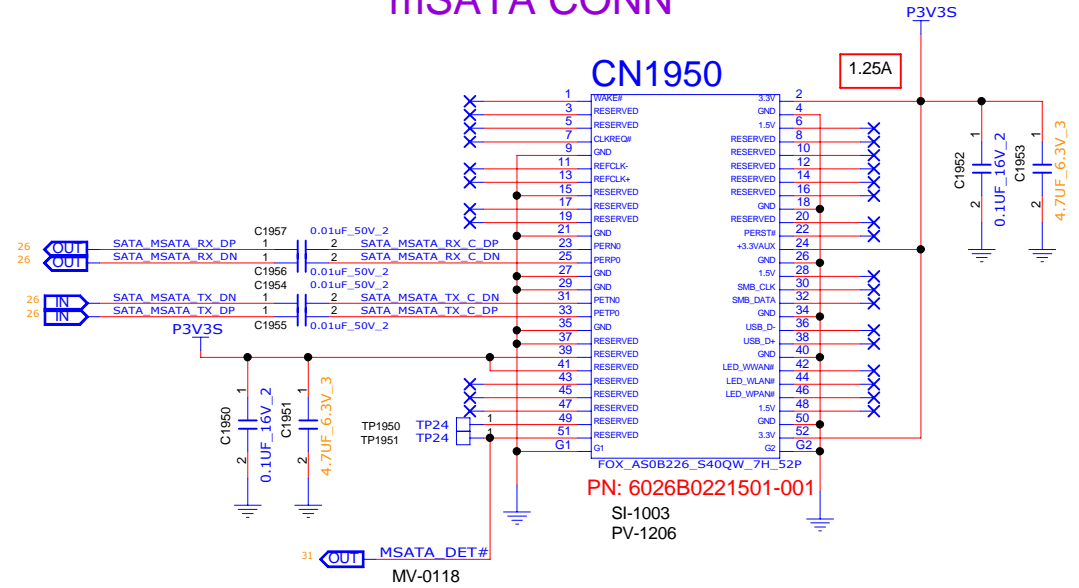
SATA HDD  
Location 1700 ~ 1749

mSATA  
Location 1950 ~ 1999  
Ver.01\_20120808

## SATA HDD CABLE CONN on MB



## mSATA CONN



# INVENTEC

TITLE			
MODEL,PROJECT,FUNCTION			
SATA HDD & SATA ODD			
SIZE	CODE	DOC NUMBER	REV
A3	CS	1310A2548201	A02





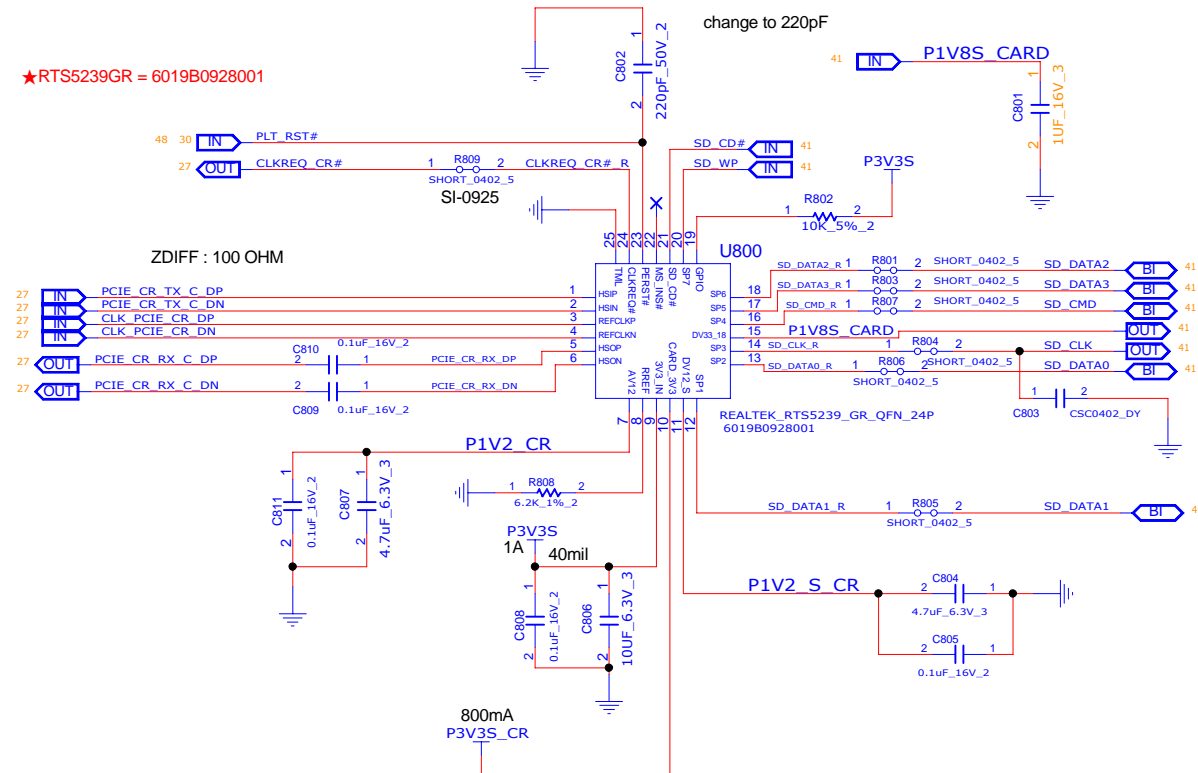


# CARD READER RTS5239

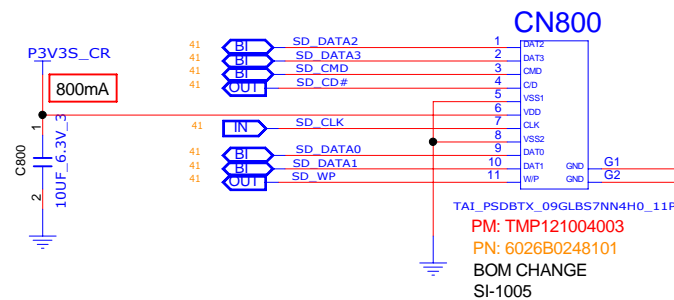
LOCATION: 800~899

VER\_04 . 20120823

★RTS5239GR = 6019B0928001



## CARDREADER CONN



INVENTEC

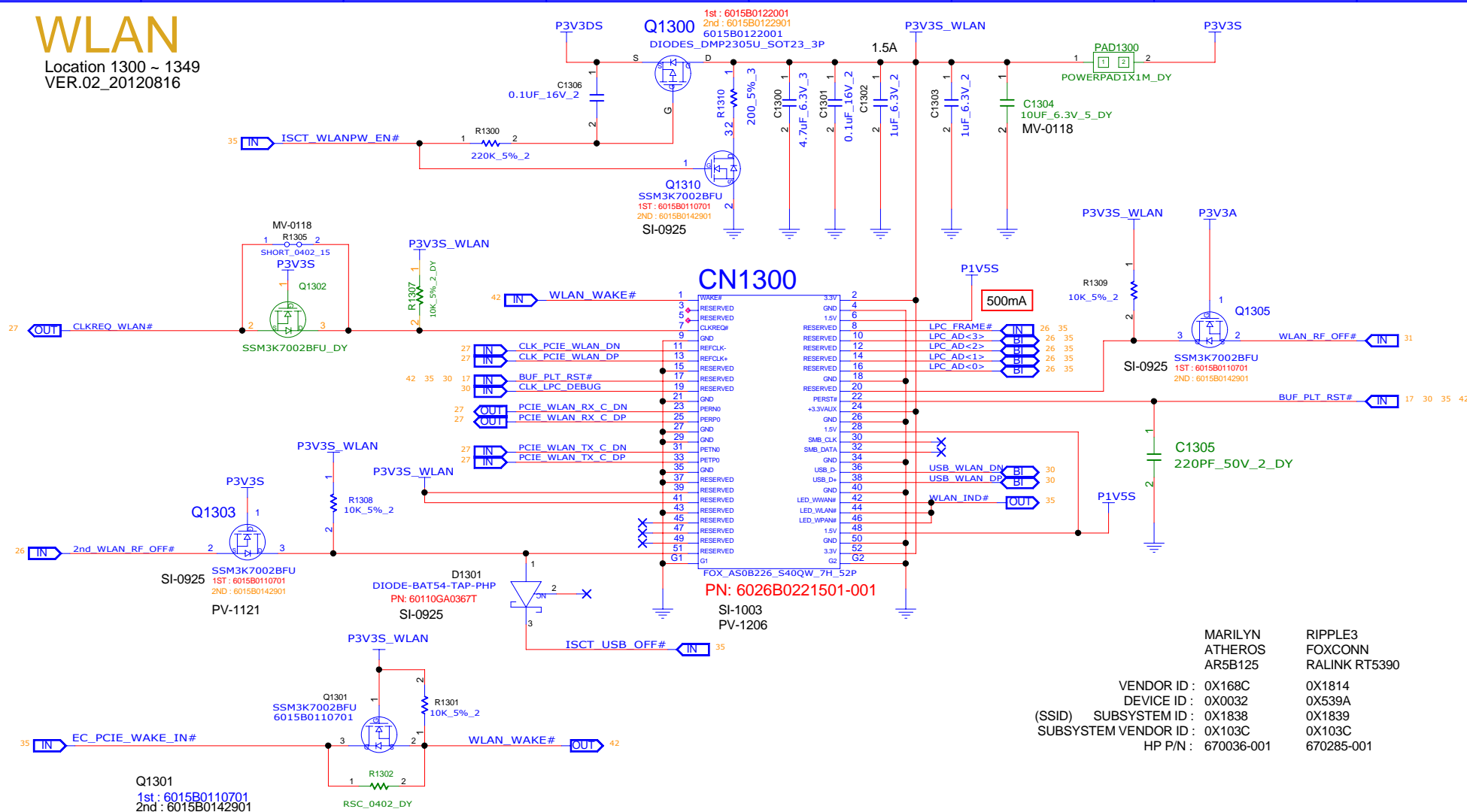
TITLE  
MODEL,PROJECT,FUNCTION  
CARD READER

SIZE A3 CODE CS DOC NUMBER 1310A2548201 REV A02

CHANGE by Wilson Lin DATE 21-FEB-2013

SHEET 41 of 58

Location 1300 ~ 1349  
VER.02 20120816



Location	Part number	Factory	Manufacturer Part No	Marking
D1300	1st : 6011A0026801	DIODES	D-BAT54-7	KL1
	2nd : 60110GA0367T	NXP	BAT54	
Q1301	1st : 6015B0110701	TOSHIBA	SSM3K7002BFU	NM
	2nd : 6015B0142901	DIODES	DMN65D8LW-7	MM3
Q1300	1st : 6015B0122001	DIODES	DMP2305U	23P
	2nd : 6015B0122901	TOSHIBA	SSM3J327R	KFG

	MARILYN	RIPPLE3
	ATHEROS	FOXCONN
	AR5B125	RALINK RT5390
VENDOR ID :	0X168C	0X1814
DEVICE ID :	0X0032	0X539A
(SSID) SUBSYSTEM ID :	0X1838	0X1839
SUBSYSTEM VENDOR ID :	0X103C	0X103C
HP P/N :	670036-001	670285-001

INVENTEC

TITLE	MODEL,PROJECT,FUNCTION

SIZE A3	CODE CS	DOC.NUMBER 1310A2548201	
------------	------------	----------------------------	--

CHANGE by	Wison Lin	DATE	21-FEB-2013
-----------	-----------	------	-------------

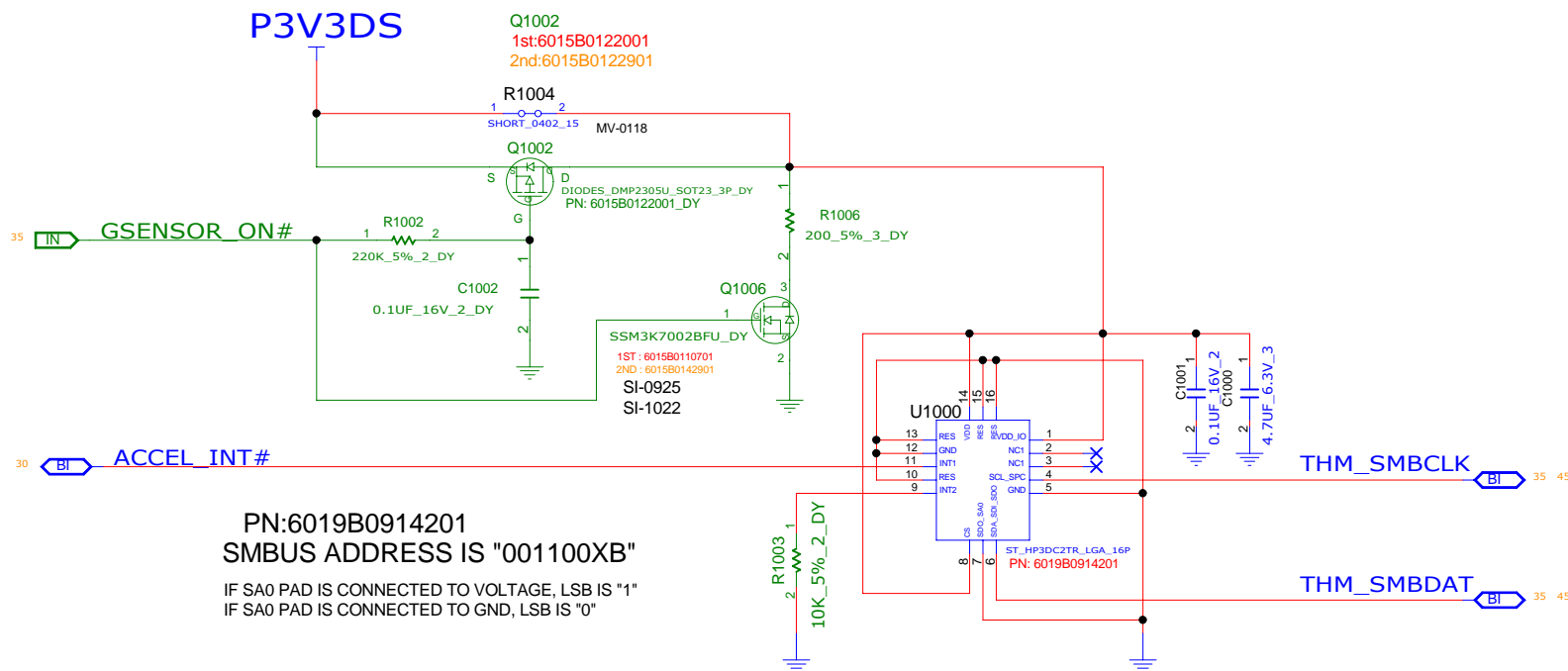
SHEET 42 of 58

# G-Sensor

Loctaion 1000 ~ 1099

Ver.01\_20120807

## HARDDRIVE PROTECTION

**INVENTEC**

TITLE			
MODEL, PROJECT, FUNCTION			
Block Diagram			
SIZE A3	CODE CS	DOC NUMBER 1310A2548201	REV A02
SHEET 43 of 58			

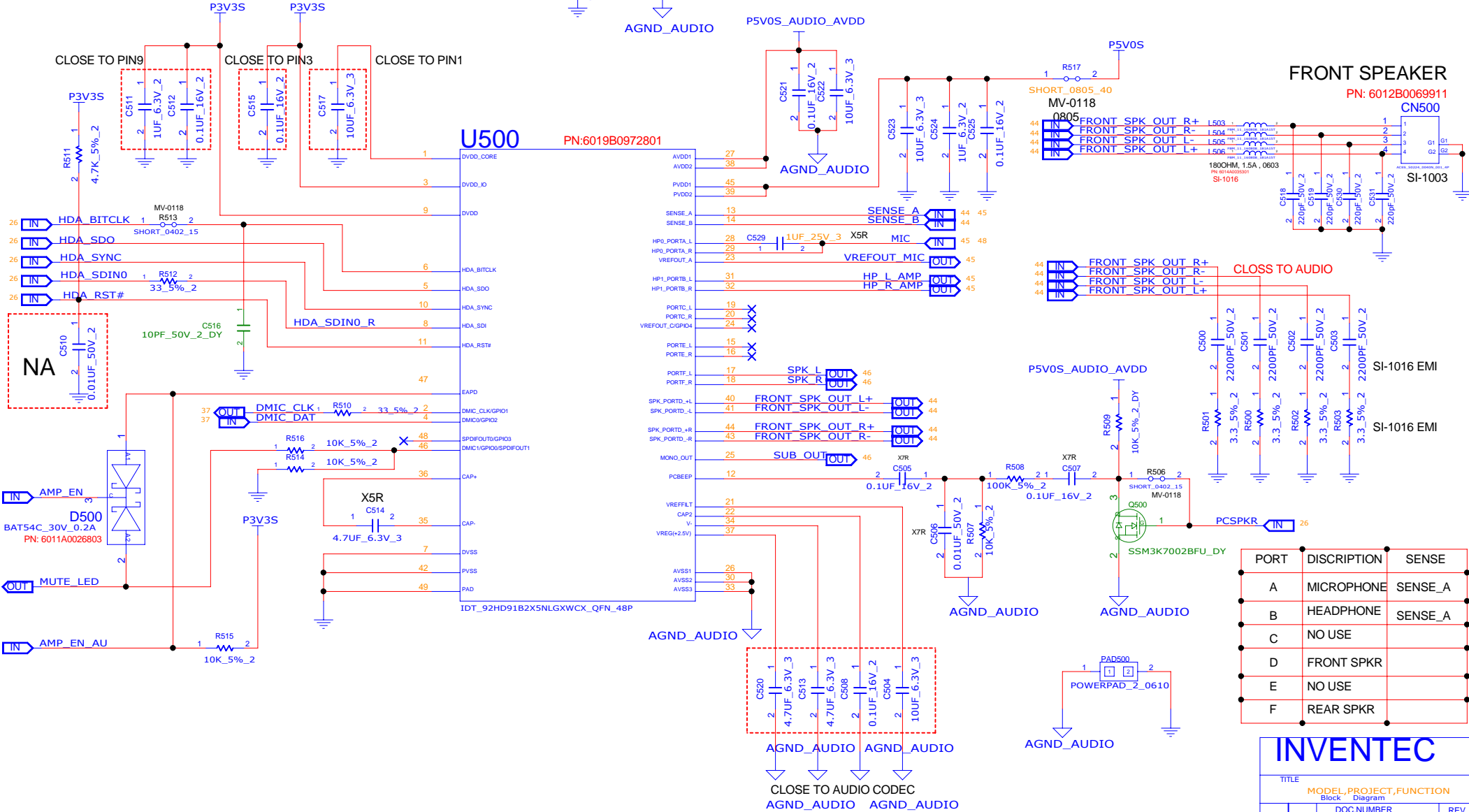
CHANGE by **Wison Lin** DATE **21-FEB-2013**

# AUDIO-1

## CODEC

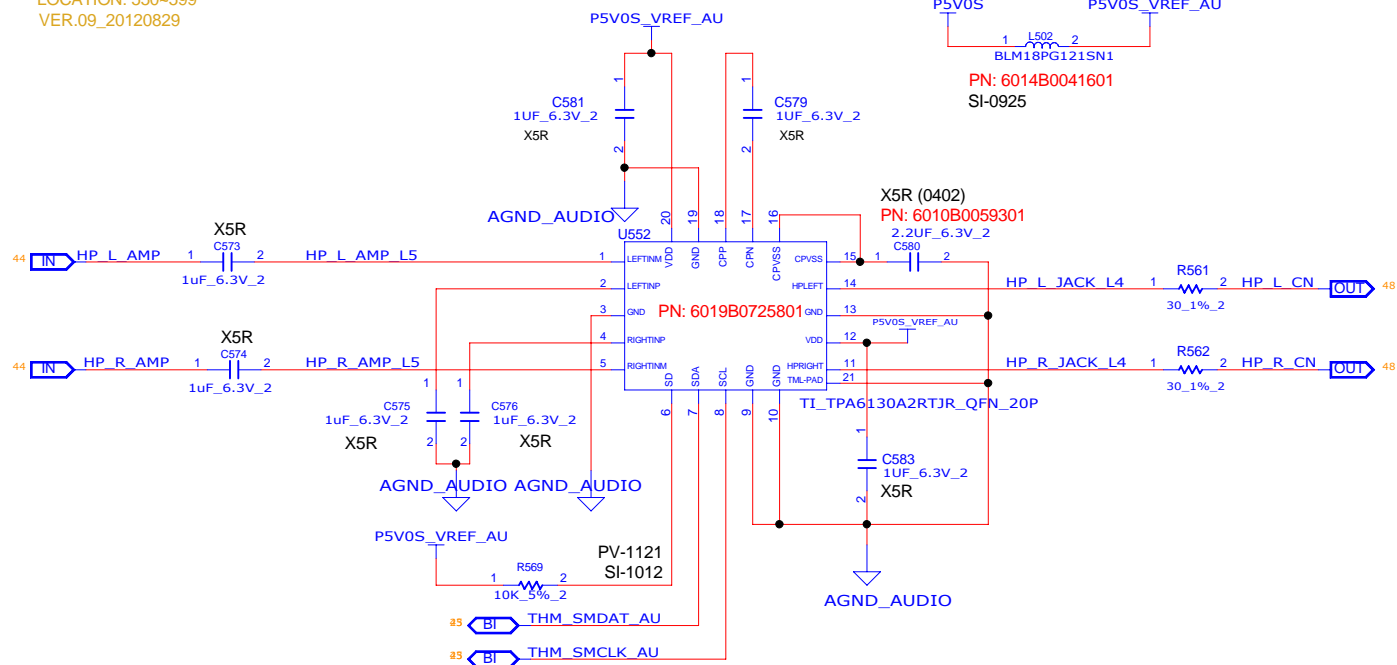
LOCATION: 500-549  
VER.09\_20120829

DVDD 0.025AMP  
AVDD 0.06AMP  
PVDD 0.01.3AMP

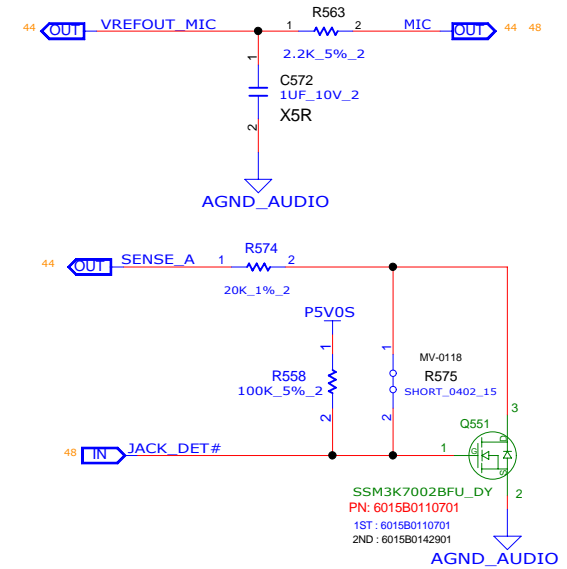


AUDIO (AMP) 550-599

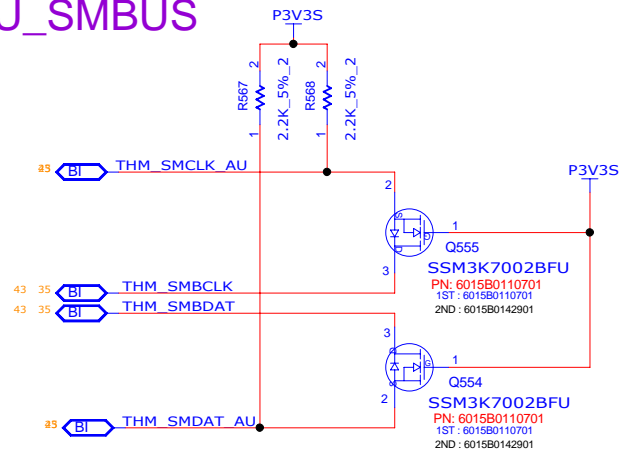
# AUDIO-2 CODEC

LOCATION: 550-599  
VER.09\_20120829

## COMBO JACK



## AU\_SMBUS



Location	Part number	Factory	Manufacturer Part No	Marking
Q9401	1st : 6015B0122001	DIODES	DMP2305U	23P
	2nd : 6015B0122901	TOSHIBA	SSM3J327R	KFG
L9401	1st : 6014B0200401	TAI-TECH	SWF2520CF-2R2M-R15	
	2nd : 6014B0190301	CYNTEC	PHI25201B-2R2MS	
X9401	1st : 6018B0060301	EPSON	FA-238G	2500M
	2nd : 6018B0054701	TXC	7V25000014	T250

**INVENTEC**

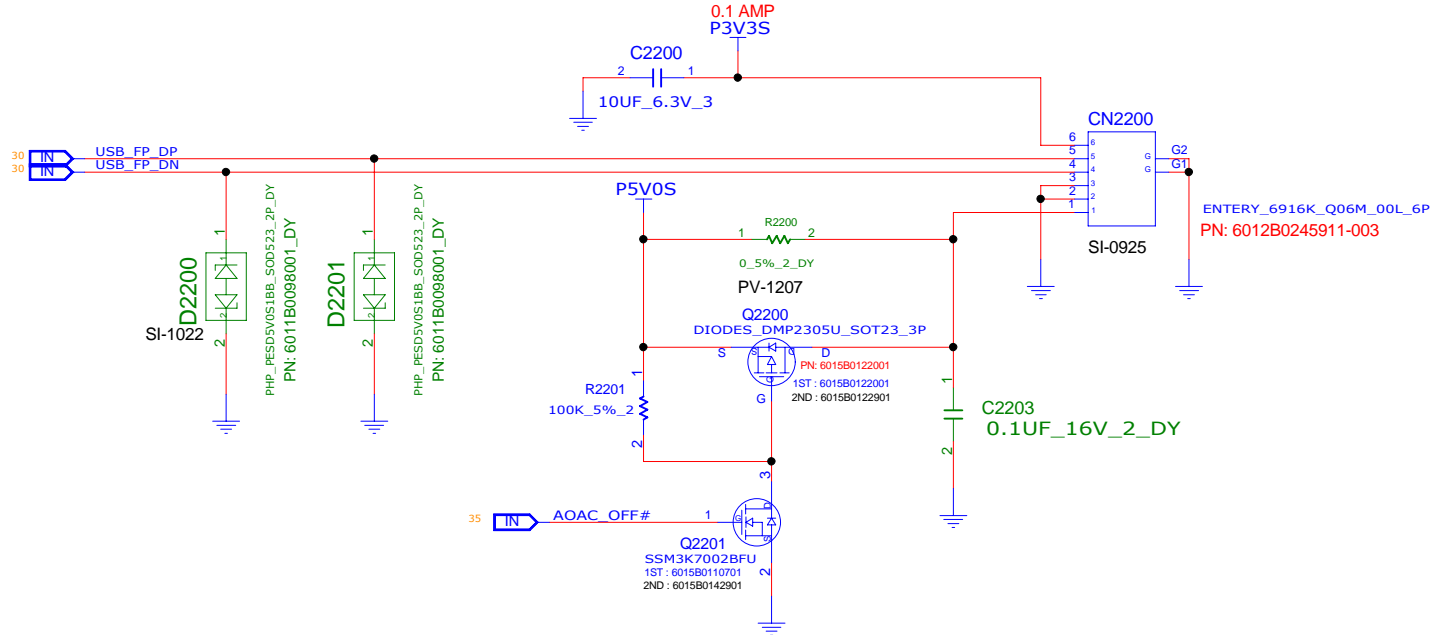
TITLE			
MODEL,PROJECT,FUNCTION			
SIZE	CODE	DOC NUMBER	REV
A3	CS	1310A2548201	A02

CHANGE by Wison Lin DATE 21-FEB-2013

SHEET 45 of 58

1

# FINGER PRINT



## VFM5302-3192 PIN ASSIGNMENTS

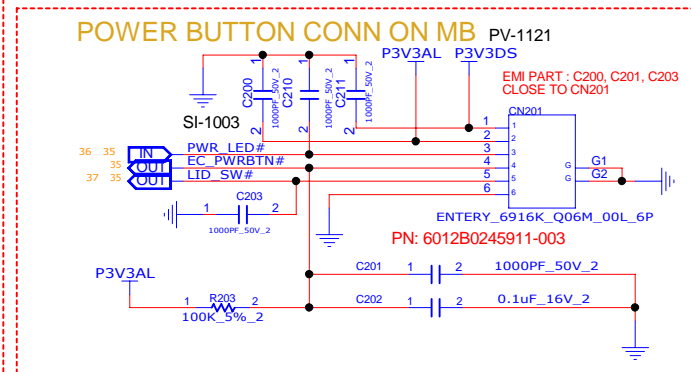
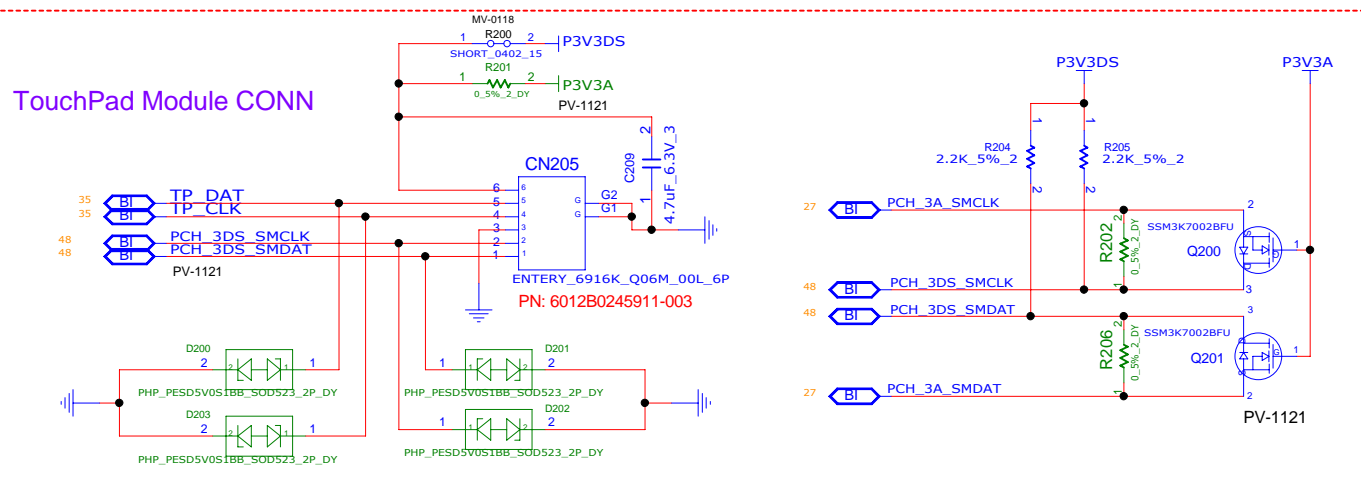
Pin Number	Signal Name	Test Point
1	3.3V <sub>CC</sub>	TP3
2	DP	TP1
3	DM	TP2
4	GND	TP4
5	GND	TP4
6	5V <sub>CC</sub>	TP6

Figure 4 - Connector Pin-out

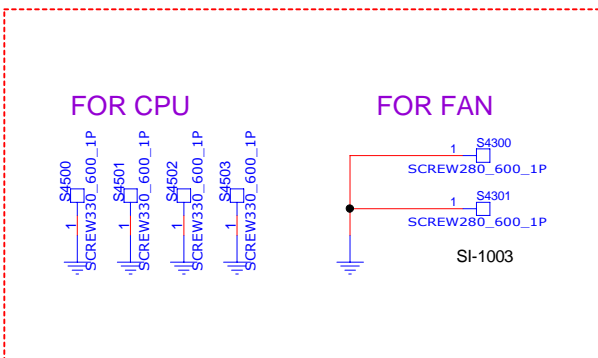
INVENTEC

TITLE			
MODEL, PROJECT, FUNCTION			
Block Diagram			
SIZE	CODE	DOC NUMBER	REV
A3	CS	1310A2548201	A02

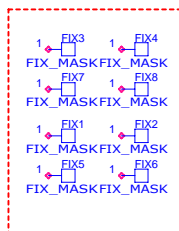
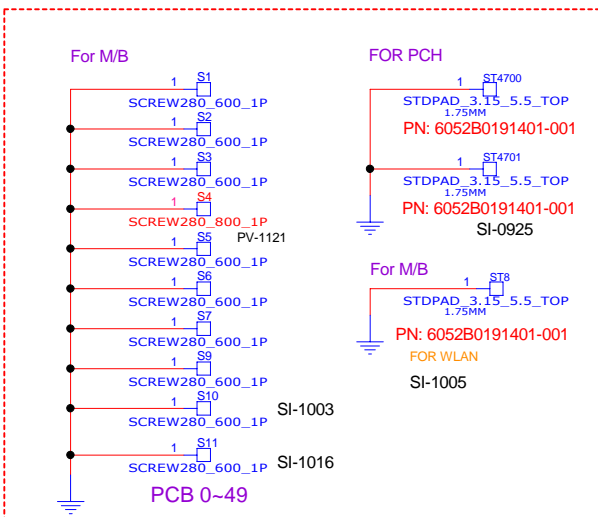
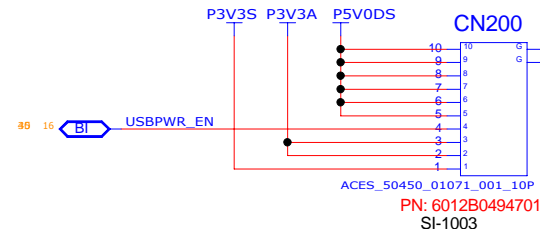
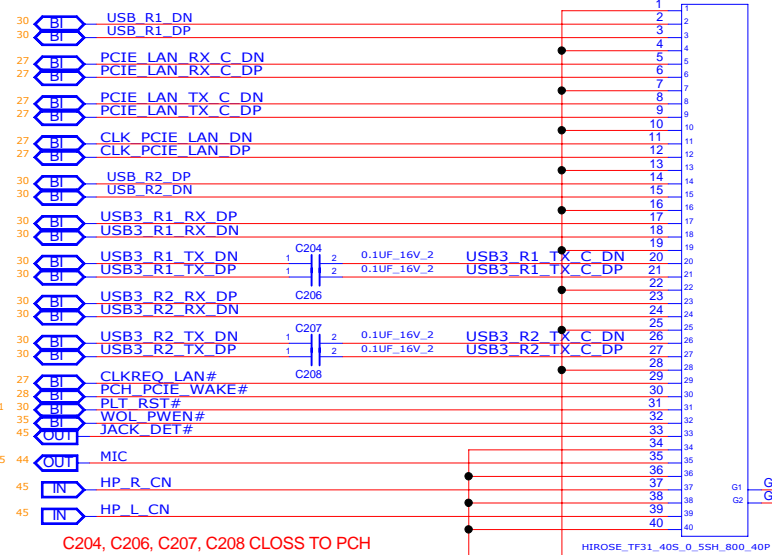
D



C



### MB CONNECTOR TO AUB



PN: 6012B0494101  
SI-1003  
PN: 6012B0494103  
MV-0118

## INVENTEC

TITLE  
MODEL PROJECT FUNCTION  
POWER BUTTON

SIZE CODE DOC NUMBER REV  
A3 CS 1310A2548201 A02

SHEET 48 of 58

CHANGE by Wison Lin DATE 21-FEB-2013



AUB  
LOCATION: 9000-9999  
VER.03\_20120814


# USB BOARD-PV

INVENTEC

TITLE			
MODEL,PROJECT,FUNCTION Block Diagram			
SIZE A3	CODE CS	DOC:NUMBER 1310A2548201	REV A02

CHANGE by: Wilson Lin      DATE: 21-FEB-2013

SHEET 49 of 58





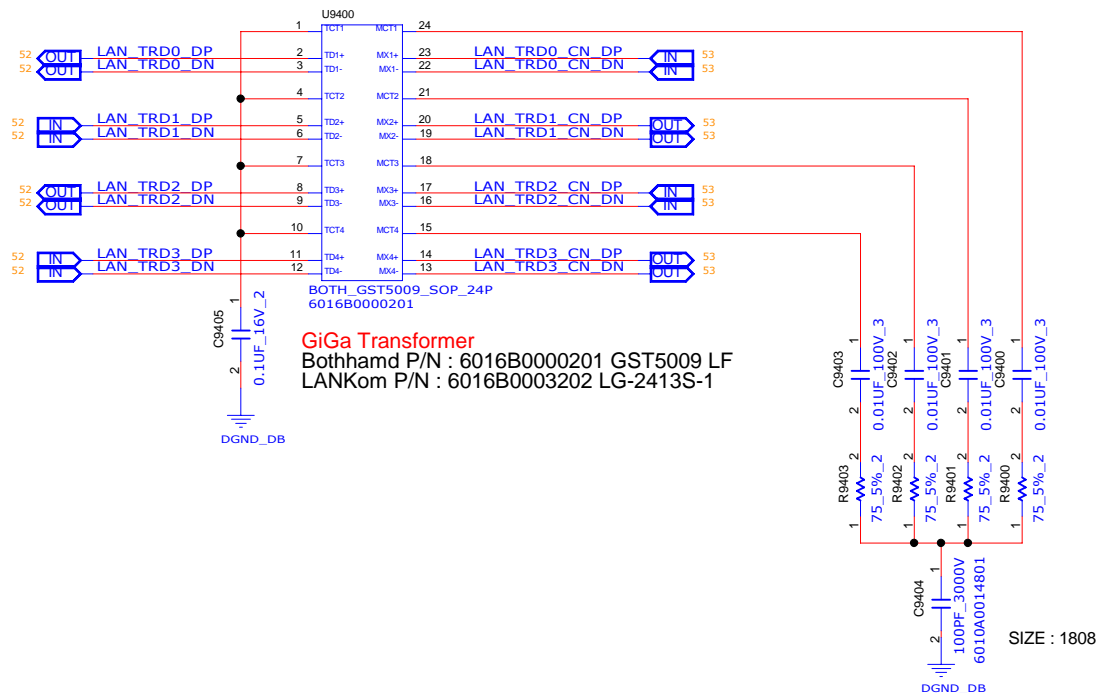
1



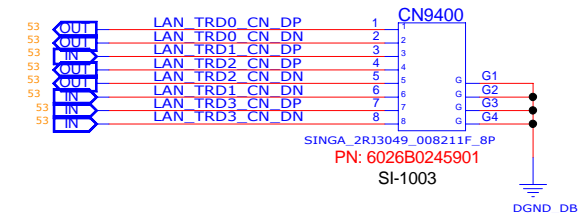
# LAN ( Transformer & RJ45 )

Location 9400 ~ 9499

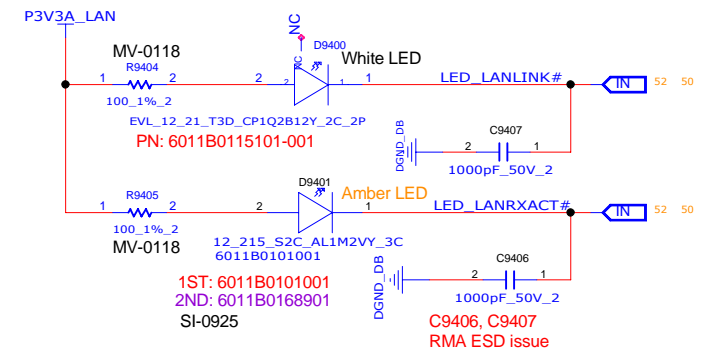
Ver.06\_20120813



## RJ-45



★Layout  
D9400 White LED place on TOP side.  
D9401 Amber LED place on Bottom side.



Location	Part number	Factory	Manufacturer Part No	Color
D9400	6011B0115101	EVERLIGHT	T3D_CP1Q2B12Y_2C	White
D9401	6011B0101001	EVERLIGHT	S2C_AL1M2VY_3C	Amber

Location	Part number	Factory	Manufacturer Part No	Marking
D300	1st : 6011A0026801 2nd : 60110GA0367T	DIODES	D-BAT54-7	KL1
Q300	1st : 6015B0110701	TOSHIBA	SSM3K7002BFU	NM
Q301	2nd : 6015B0142901	DIODES	DMN65D8LW-7	MM3
U301	1st : 6019B0932401	MXIC	MX25L512EML-10G	
512KB	2nd : 6019B0816001	ATMEL	AT25F512B-SSH-T	
U301	1st : 6019B1016101	WINBOND	W25Q32FVSSIG	
4MB	2nd : 6019B0794701	MXIC	MX25L3206EM2I-12G	
U301	1st : 6019B0955901	WINBOND	W25Q64FV55IG	
8MB	2nd : 6019B0813101	MXIC	MX25L6406EM2I-12G	

### INVENTEC

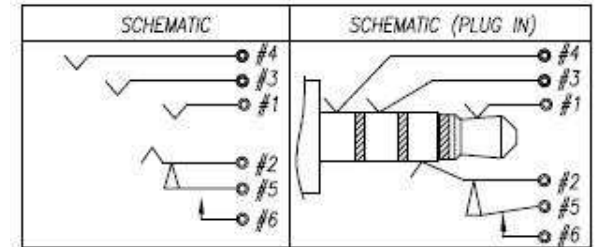
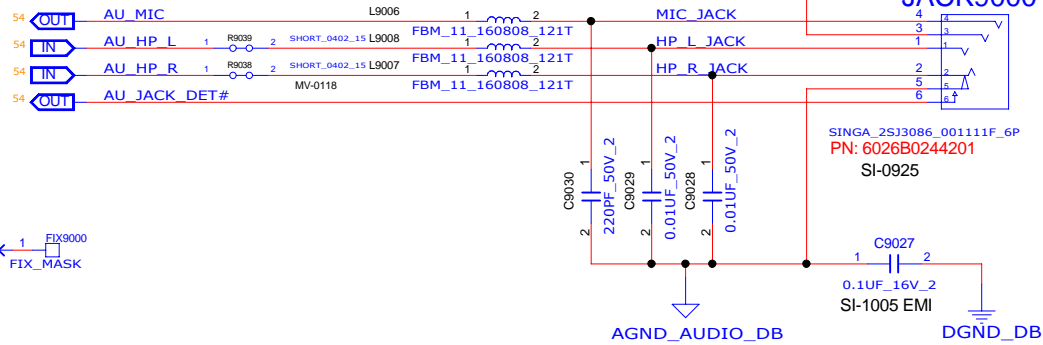
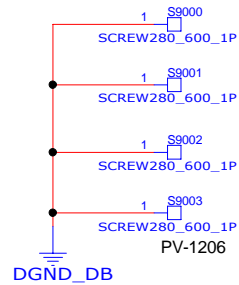
TITLE			
MODEL,PROJECT,FUNCTION			
SHEET	CODE	DOC NUMBER	REV
A3	CS	1310A2548201	A02

CHANGE by Wilson Lin DATE 21-FEB-2013

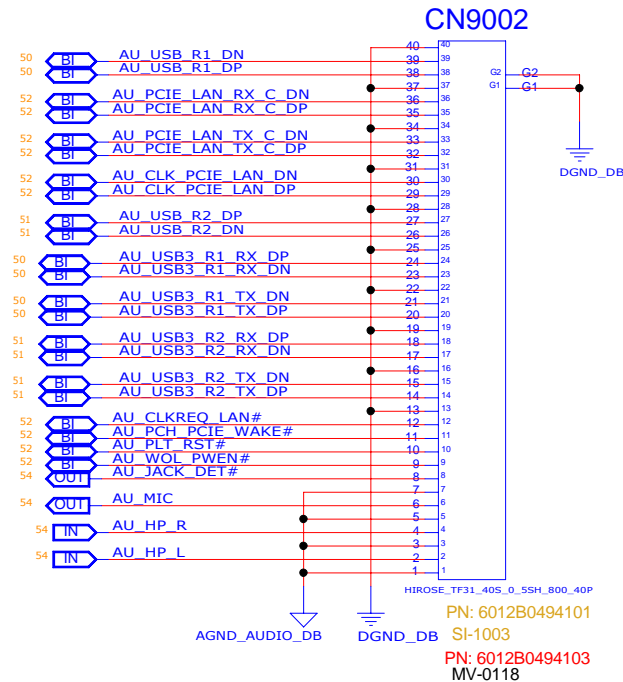
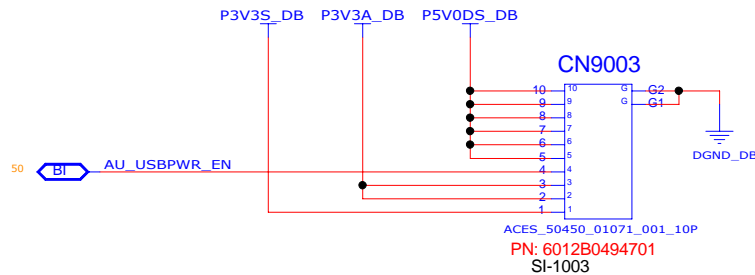
SHEET 53 of 58

# CONNECTOR

## COMBO JACK



## MB TO AUB CONNECTOR



INVENTEC

TITLE			
MODEL, PROJECT, FUNCTION			
Block Diagram			
SIZE	CODE	DOC NUMBER	REV
A3	CS	1310A2548201	A02
SHEET 54 of 58			

CHANGE by: Wilson Lin DATE: 21-FEB-2013




8	7	6	5	4	3	2	1																																																																										
<div><div><div>1310A2552101 (6L) 1310A2552201 (8L)</div><div>ESD BOARD 1</div><div>MV-0118</div></div><div><div><div>USB BOARD (6L) USB BOARD (8L)</div><div>POWER BOARD (6L) POWER BOARD (8L)</div><div>EMI BOARD (6L) EMI BOARD (8L)</div></div><div><div>1310A2548501 1310A2548601 1310A2548701 1310A2548801 1310A2552101 1310A2552102 1310A2552201 1310A2552202</div><div>6050A2548501 6050A2548601 6050A2548701 6050A2548801 6050A2552101 6050A2552201</div></div></div></div> <tr><td colspan="8"><div><div><div>1310A2552102 (6L) 1310A2552202 (8L)</div><div>ESD BOARD 2</div><div>MV-0118</div></div></div></td></tr> <tr><td colspan="8"><table><tr><td>CHIEF RIVER</td><td>DIS</td><td>NVIDIA N14P-GV2 (GEFORCE 630M)</td><td>4G</td><td>SAMSUNG K4W4G1646B-HC11</td><td>1310A2548301</td></tr><tr><td>CHIEF RIVER</td><td>DIS</td><td>NVIDIA N14P-GV2 (GEFORCE 630M)</td><td>2G</td><td>MICRON MT41K256M16HA-107G:E</td><td>1310A2548302</td></tr><tr><td>CHIEF RIVER</td><td>UMA</td><td>N/A</td><td>N/A</td><td>N/A</td><td>1310A2548201</td></tr></table></td></tr> <tr><td colspan="8"><table><tr><td colspan="6">INVENTEC</td></tr><tr><td colspan="6">TITLE MODEL,PROJECT,FUNCTION Block Diagram</td></tr><tr><td>SIZE A3</td><td>CODE CS</td><td colspan="3">DOC NUMBER 1310A2548201</td><td>REV A02</td></tr><tr><td colspan="6">CHANGE by Wilson Lin DATE 21-FEB-2013 SHEET 56 of 58</td></tr></table></td></tr> <tr><td>8</td><td>7</td><td>6</td><td>5</td><td>4</td><td>3</td><td>2</td><td>1</td></tr>								<div><div><div>1310A2552102 (6L) 1310A2552202 (8L)</div><div>ESD BOARD 2</div><div>MV-0118</div></div></div>								<table><tr><td>CHIEF RIVER</td><td>DIS</td><td>NVIDIA N14P-GV2 (GEFORCE 630M)</td><td>4G</td><td>SAMSUNG K4W4G1646B-HC11</td><td>1310A2548301</td></tr><tr><td>CHIEF RIVER</td><td>DIS</td><td>NVIDIA N14P-GV2 (GEFORCE 630M)</td><td>2G</td><td>MICRON MT41K256M16HA-107G:E</td><td>1310A2548302</td></tr><tr><td>CHIEF RIVER</td><td>UMA</td><td>N/A</td><td>N/A</td><td>N/A</td><td>1310A2548201</td></tr></table>								CHIEF RIVER	DIS	NVIDIA N14P-GV2 (GEFORCE 630M)	4G	SAMSUNG K4W4G1646B-HC11	1310A2548301	CHIEF RIVER	DIS	NVIDIA N14P-GV2 (GEFORCE 630M)	2G	MICRON MT41K256M16HA-107G:E	1310A2548302	CHIEF RIVER	UMA	N/A	N/A	N/A	1310A2548201	<table><tr><td colspan="6">INVENTEC</td></tr><tr><td colspan="6">TITLE MODEL,PROJECT,FUNCTION Block Diagram</td></tr><tr><td>SIZE A3</td><td>CODE CS</td><td colspan="3">DOC NUMBER 1310A2548201</td><td>REV A02</td></tr><tr><td colspan="6">CHANGE by Wilson Lin DATE 21-FEB-2013 SHEET 56 of 58</td></tr></table>								INVENTEC						TITLE MODEL,PROJECT,FUNCTION Block Diagram						SIZE A3	CODE CS	DOC NUMBER 1310A2548201			REV A02	CHANGE by Wilson Lin DATE 21-FEB-2013 SHEET 56 of 58						8	7	6	5	4	3	2	1
<div><div><div>1310A2552102 (6L) 1310A2552202 (8L)</div><div>ESD BOARD 2</div><div>MV-0118</div></div></div>																																																																																	
<table><tr><td>CHIEF RIVER</td><td>DIS</td><td>NVIDIA N14P-GV2 (GEFORCE 630M)</td><td>4G</td><td>SAMSUNG K4W4G1646B-HC11</td><td>1310A2548301</td></tr><tr><td>CHIEF RIVER</td><td>DIS</td><td>NVIDIA N14P-GV2 (GEFORCE 630M)</td><td>2G</td><td>MICRON MT41K256M16HA-107G:E</td><td>1310A2548302</td></tr><tr><td>CHIEF RIVER</td><td>UMA</td><td>N/A</td><td>N/A</td><td>N/A</td><td>1310A2548201</td></tr></table>								CHIEF RIVER	DIS	NVIDIA N14P-GV2 (GEFORCE 630M)	4G	SAMSUNG K4W4G1646B-HC11	1310A2548301	CHIEF RIVER	DIS	NVIDIA N14P-GV2 (GEFORCE 630M)	2G	MICRON MT41K256M16HA-107G:E	1310A2548302	CHIEF RIVER	UMA	N/A	N/A	N/A	1310A2548201																																																								
CHIEF RIVER	DIS	NVIDIA N14P-GV2 (GEFORCE 630M)	4G	SAMSUNG K4W4G1646B-HC11	1310A2548301																																																																												
CHIEF RIVER	DIS	NVIDIA N14P-GV2 (GEFORCE 630M)	2G	MICRON MT41K256M16HA-107G:E	1310A2548302																																																																												
CHIEF RIVER	UMA	N/A	N/A	N/A	1310A2548201																																																																												
<table><tr><td colspan="6">INVENTEC</td></tr><tr><td colspan="6">TITLE MODEL,PROJECT,FUNCTION Block Diagram</td></tr><tr><td>SIZE A3</td><td>CODE CS</td><td colspan="3">DOC NUMBER 1310A2548201</td><td>REV A02</td></tr><tr><td colspan="6">CHANGE by Wilson Lin DATE 21-FEB-2013 SHEET 56 of 58</td></tr></table>								INVENTEC						TITLE MODEL,PROJECT,FUNCTION Block Diagram						SIZE A3	CODE CS	DOC NUMBER 1310A2548201			REV A02	CHANGE by Wilson Lin DATE 21-FEB-2013 SHEET 56 of 58																																																							
INVENTEC																																																																																	
TITLE MODEL,PROJECT,FUNCTION Block Diagram																																																																																	
SIZE A3	CODE CS	DOC NUMBER 1310A2548201			REV A02																																																																												
CHANGE by Wilson Lin DATE 21-FEB-2013 SHEET 56 of 58																																																																																	
8	7	6	5	4	3	2	1																																																																										



POWE UP

S5----->S0

S3

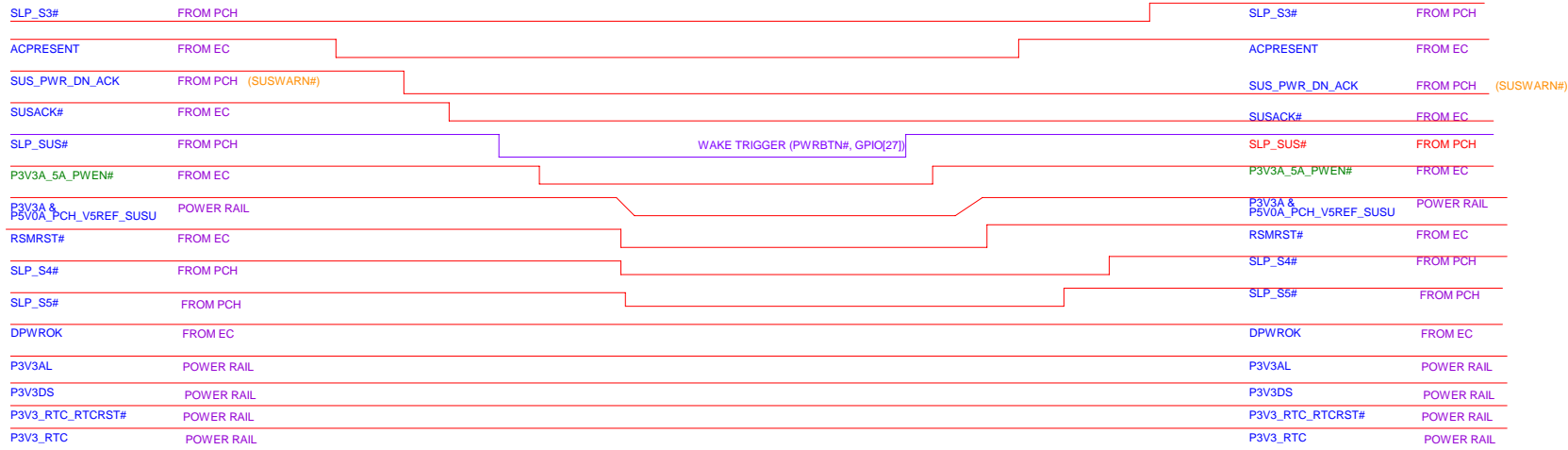


INVENTEC

Title			
MODEL,PROJECT,FUNCTION			
Block Diagram			
SIZE	CODE	DOC NUMBER	REV
C	CS	1310A2548201	A02
CHANGE BY		DATE	SHEET
Woon, Jip		21-FEB-2013	57 of 58

S3 TO DEEP S3

DEEP S3 TO S0



INVENTEC

Title			
MODEL,PROJECT,FUNCTION			
Block Diagram			
SIZE	CODE	DOC NUMBER	REV
C	CS	1310A254B201	A02
SHEET		58	of 58